

US00D529224S

(12) **United States Design Patent**
Flores

(10) **Patent No.:** **US D529,224 S**

(45) **Date of Patent:** **** Sep. 26, 2006**

(54) **PORTION OF CHANDELIER**

(75) Inventor: **Miguel Flores**, Riverside, CA (US)

(73) Assignee: **Minka Lighting, Inc.**, Corona, CA (US)

(**) Term: **14 Years**

(21) Appl. No.: **29/251,656**

(22) Filed: **Jan. 11, 2006**

(51) **LOC (8) Cl.** **26-99**

(52) **U.S. Cl.** **D26/154**

(58) **Field of Classification Search** D26/20,
D26/23, 81, 84, 138, 142-145, 152-156;
362/147, 404-406, 432, 806

See application file for complete search history.

(56) **References Cited**

U.S. PATENT DOCUMENTS

D67,367 S	*	5/1925	Severus	D26/153
D69,211 S	*	1/1926	Di Silvestro	D26/153
D406,920 S	*	3/1999	Valero	D26/145

OTHER PUBLICATIONS

- U.S. Appl. No. 29/251,688, Miguel Flores.
- U.S. Appl. No. 29/251,667, Miguel Flores.
- U.S. Appl. No. 29/251,664, Miguel Flores.
- U.S. Appl. No. 29/251,687, Miguel Flores.
- U.S. Appl. No. 29/251,666, Miguel Flores.
- U.S. Appl. No. 29/251,685, Miguel Flores.
- U.S. Appl. No. 29/251,657, Miguel Flores.
- Minka-Lavery, 2005 catalog; Jan. 2005; pp. 29-34, Minka Lighting, Inc.; U.S.A.
- Minka-Lavery, 2005 catalog; Jan. 2005; pp. 102, 104-105, Minka Lighting, Inc.; U.S.A.

Murray Feiss Internet Catalog; F-1722; printed from www.lightinguniverse.com on Feb. 11, 2006.

Westinghouse Lighting Internet Catalog; Chandelier; Model #69080; printed from www.lightinguniverse.com on Feb. 11, 2006.

Fine Art Lamps Internet Catalog; Verona 12-Light Chandelier; Model #710340; printed from www.lightinguniverse.com on Feb. 11, 2006.

Fine Art Lamps Internet Catalog; Mezzogiorno 12-Light Chandelier; Model #106740; printed from www.lightinguniverse.com on Feb. 11, 2006.

* cited by examiner

Primary Examiner—Clare E Heflin

(74) *Attorney, Agent, or Firm*—Baker & McKenzie LLP

(57) **CLAIM**

The ornamental design for a portion of chandelier, as shown and described.

DESCRIPTION

FIG. 1 is a perspective view from below of a portion of chandelier in accordance with my design;

FIG. 2 is a top plan view of the portion of chandelier in accordance with my design;

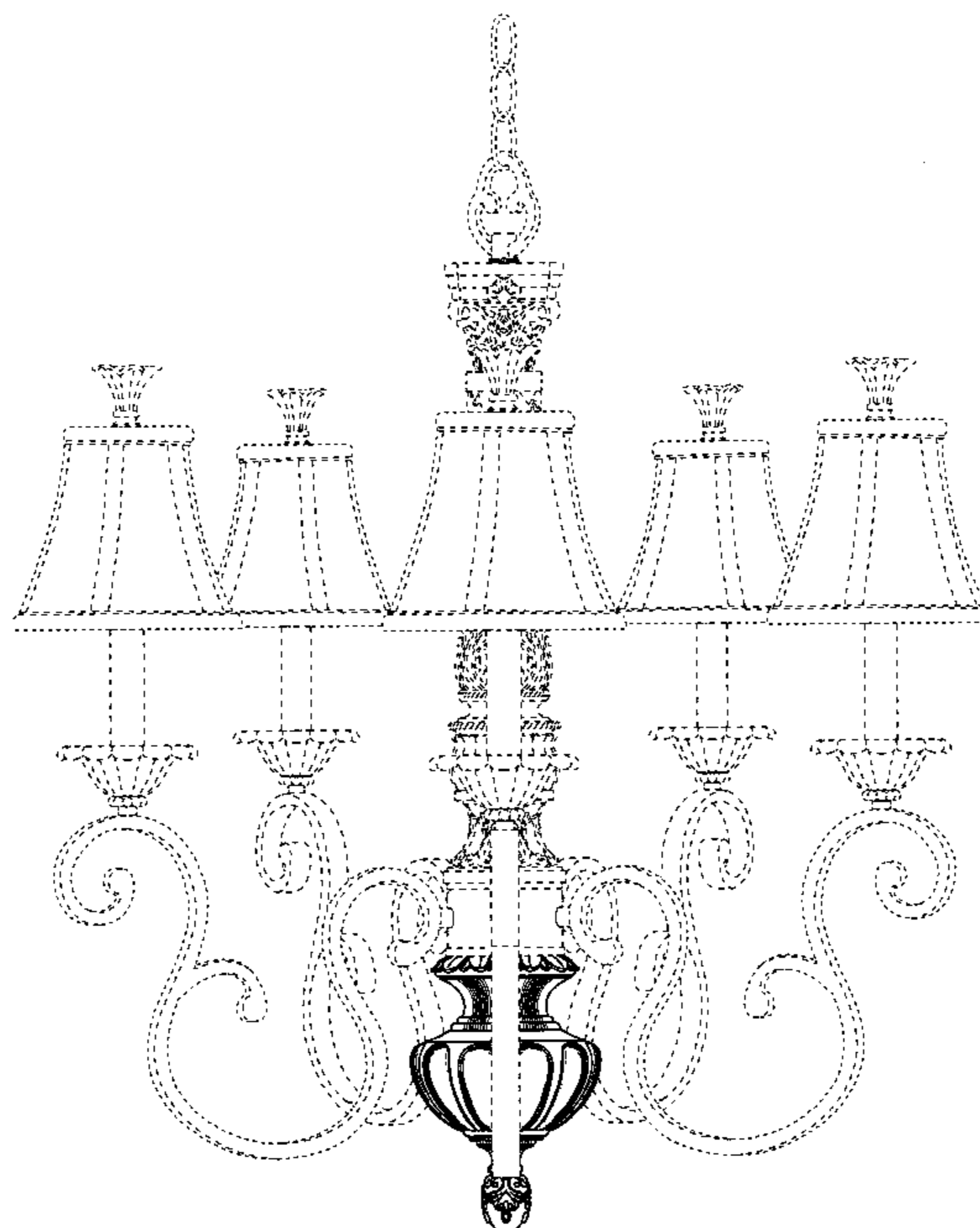
FIG. 3 is a bottom plan view of the portion of chandelier in accordance with my design;

FIG. 4 is a side elevation view of the portion of chandelier in accordance with my design, the opposite side being a mirror image; and,

FIG. 5 is a front elevation view of the portion of chandelier in accordance with my design, the opposite side being a mirror image.

The broken lines showing environmental structure are for illustrative purposes only and form no part of the claimed invention.

1 Claim, 5 Drawing Sheets






Fig.1

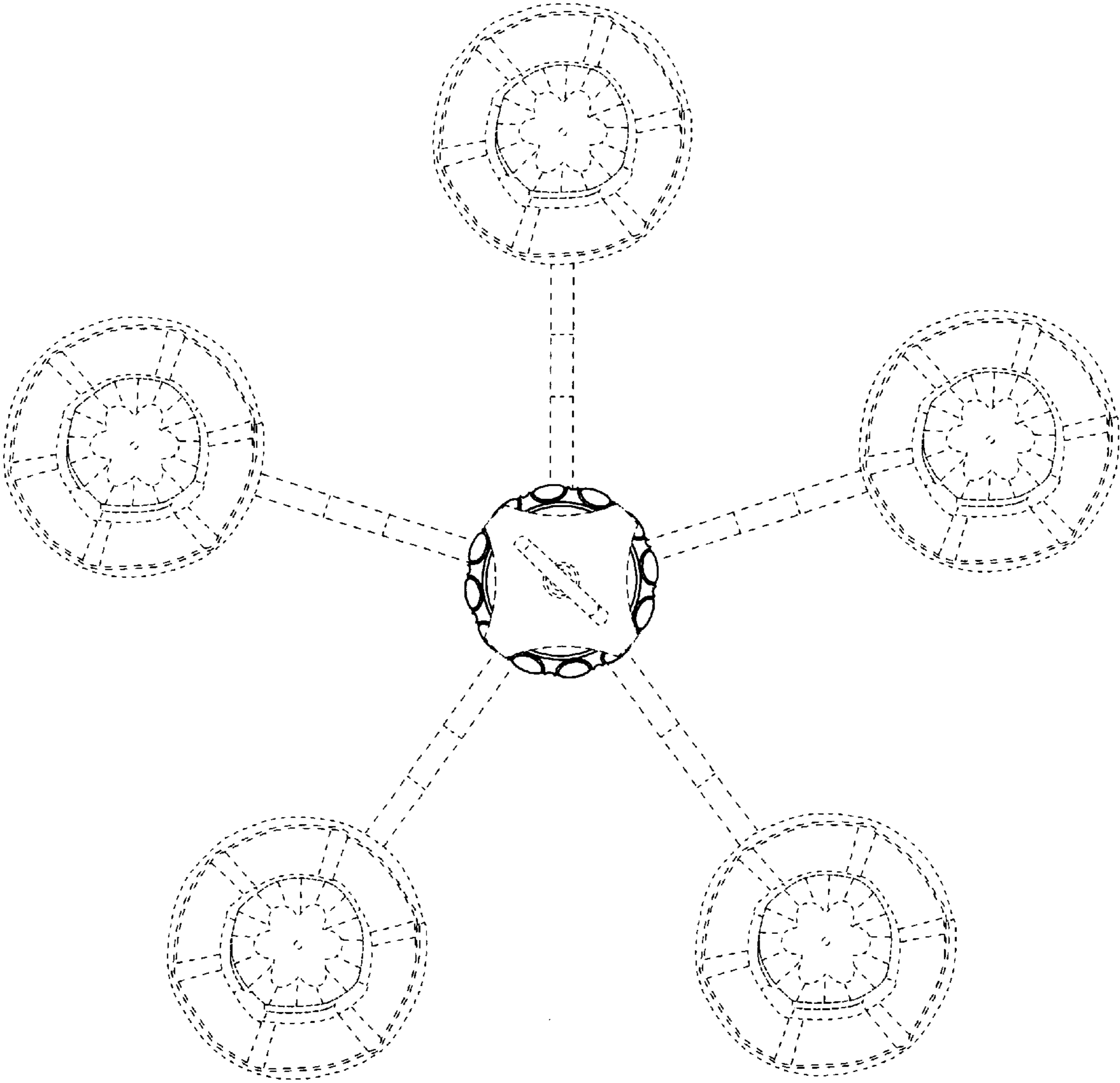


Fig.2

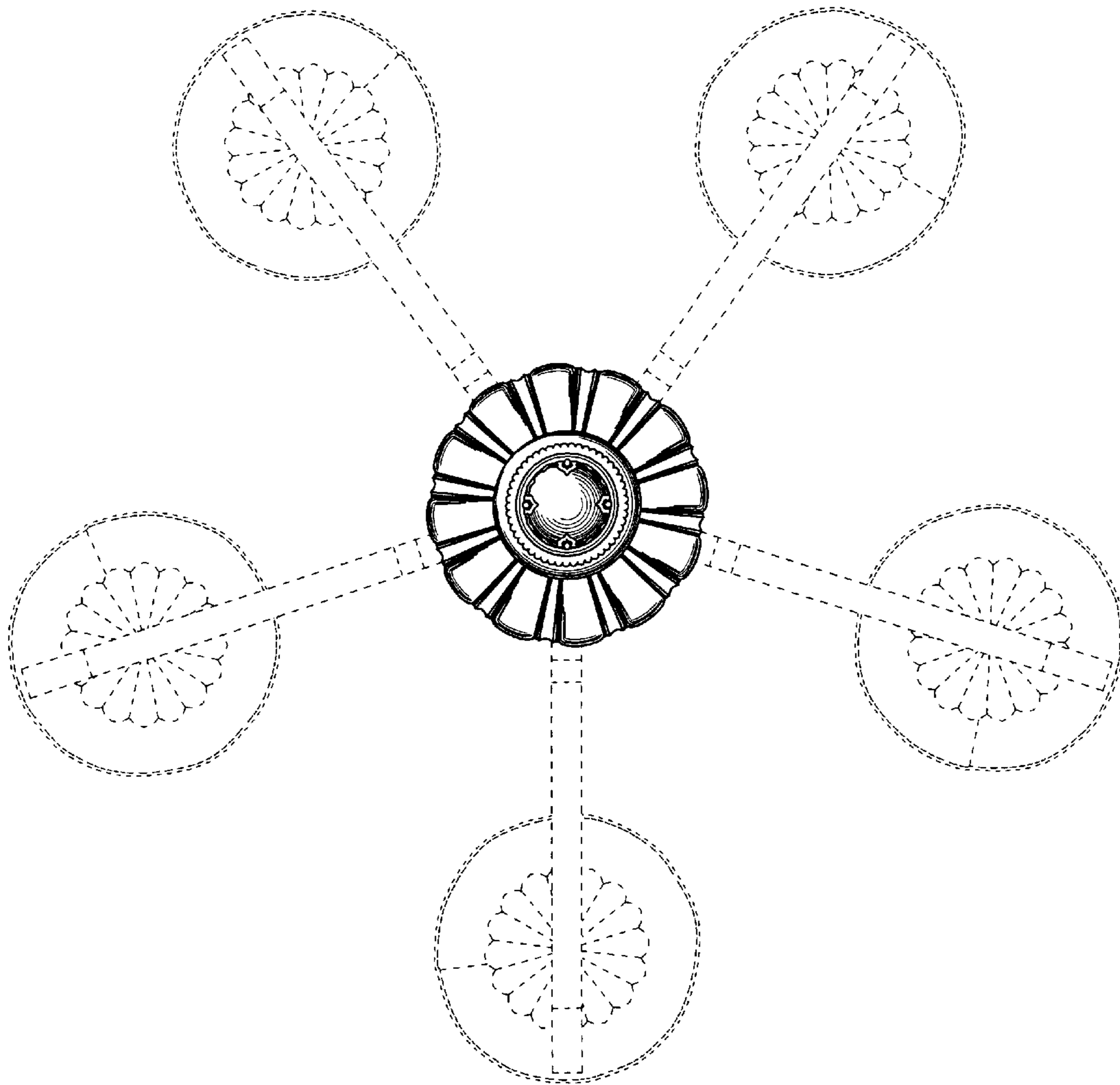


Fig.3




Fig. 4




Fig.5