



US00D529219S

(12) **United States Design Patent**
Washington

(10) **Patent No.:** **US D529,219 S**

(45) **Date of Patent:** **** Sep. 26, 2006**

(54) **LAMP**

(75) **Inventor:** **Derrick Terrell Washington,**
Blythewood, SC (US)

(73) **Assignee:** **Derrick Washington,** Blythewood, SC
(US)

(**) **Term:** **14 Years**

(21) **Appl. No.:** **29/223,131**

(22) **Filed:** **Feb. 10, 2005**

(51) **LOC (8) Cl.** **26-03**

(52) **U.S. Cl.** **D26/94**

(58) **Field of Classification Search** D26/51,
D26/57, 93-112; D11/131; D19/61; 434/131,
434/133, 135, 145; 362/410-414, 125, 253,
362/280, 806, 809

See application file for complete search history.

(56) **References Cited**

U.S. PATENT DOCUMENTS

D17,979 S * 12/1887 Brown D26/99

1,419,598 A * 6/1922 Zelazo 362/253
D101,356 S * 9/1936 Gottlieb D26/94
2,171,509 A * 8/1939 Peterson 434/145
2,279,162 A * 4/1942 Dupler 362/280
2,301,526 A * 11/1942 Dupler 434/145
D194,963 S * 4/1963 Atkins et al. D26/112
5,545,041 A * 8/1996 Tsuzuki 434/145

* cited by examiner

Primary Examiner—Alan P. Douglas

Assistant Examiner—Linda Brooks

(74) *Attorney, Agent, or Firm*—Derrick T. Washington

(57) **CLAIM**

The ornamental design for a lamp, as shown and described.

DESCRIPTION

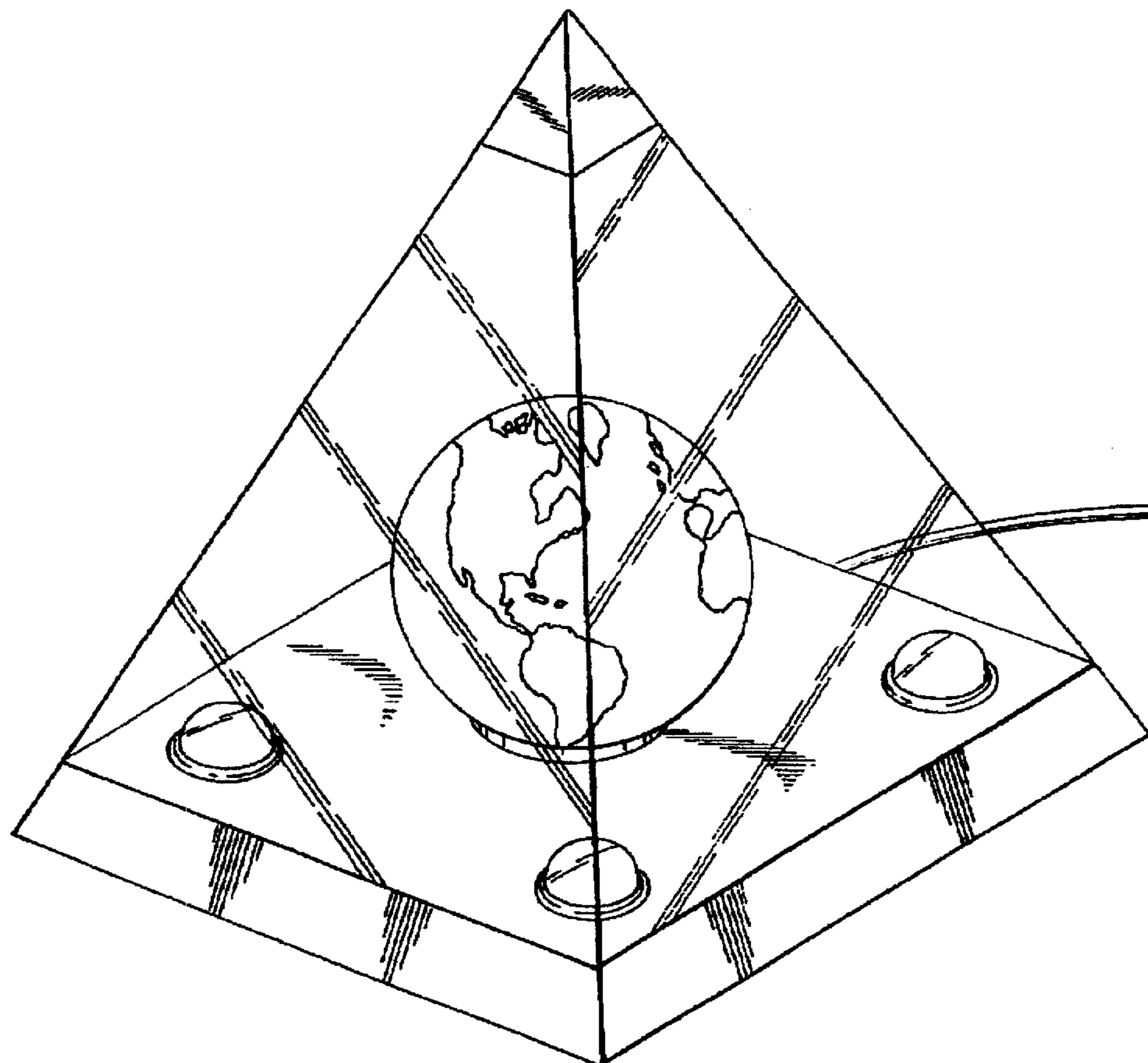
FIG. 1 is a view of the front of the lamp.

FIG. 2 is a view of the back of the lamp.

FIG. 3 is a view of the bottom of the lamp; and,

FIG. 4 is an exploded view of the lamp, with the broken lines forming no part of the claimed design.

1 Claim, 4 Drawing Sheets



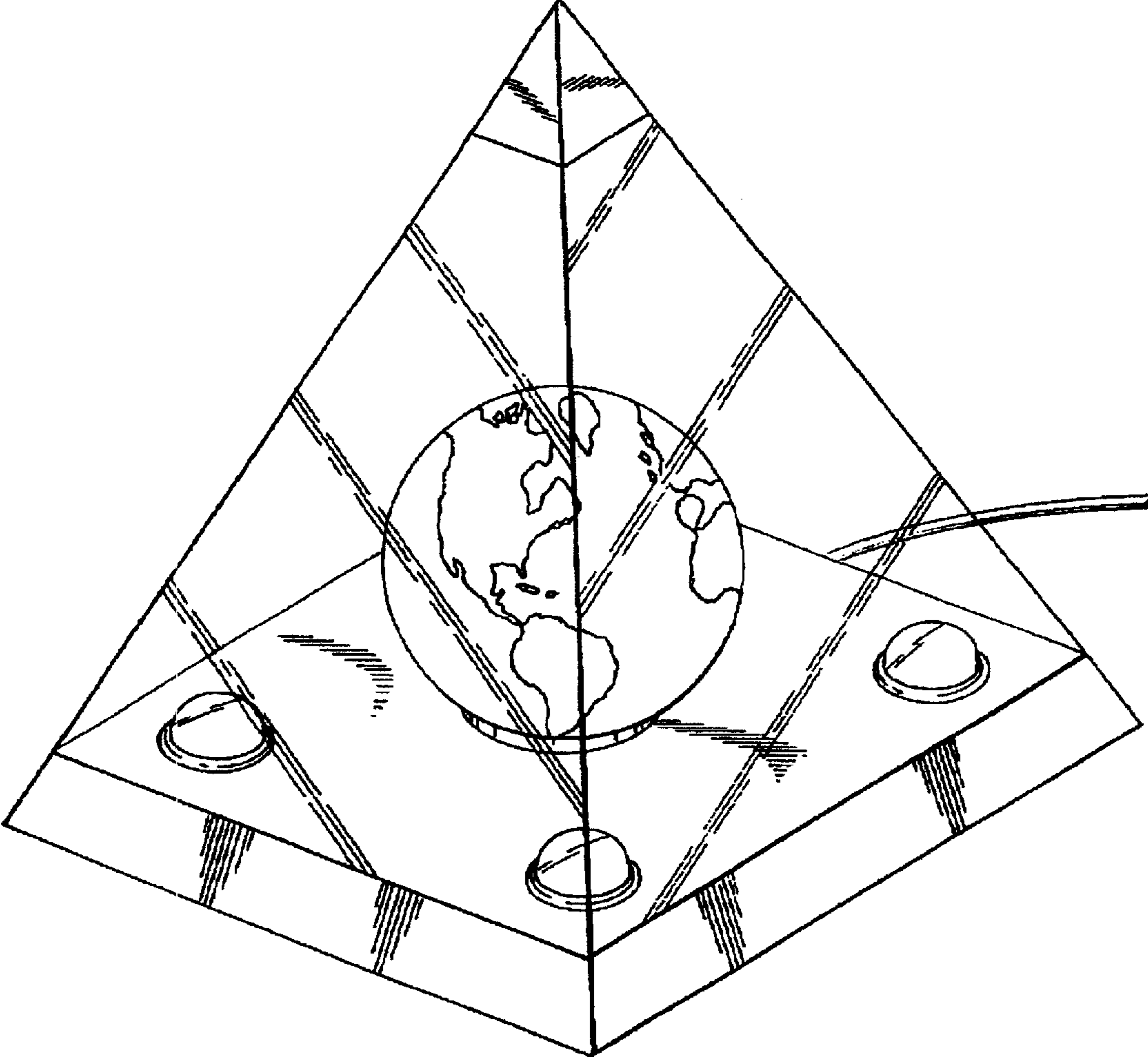


Fig. 1

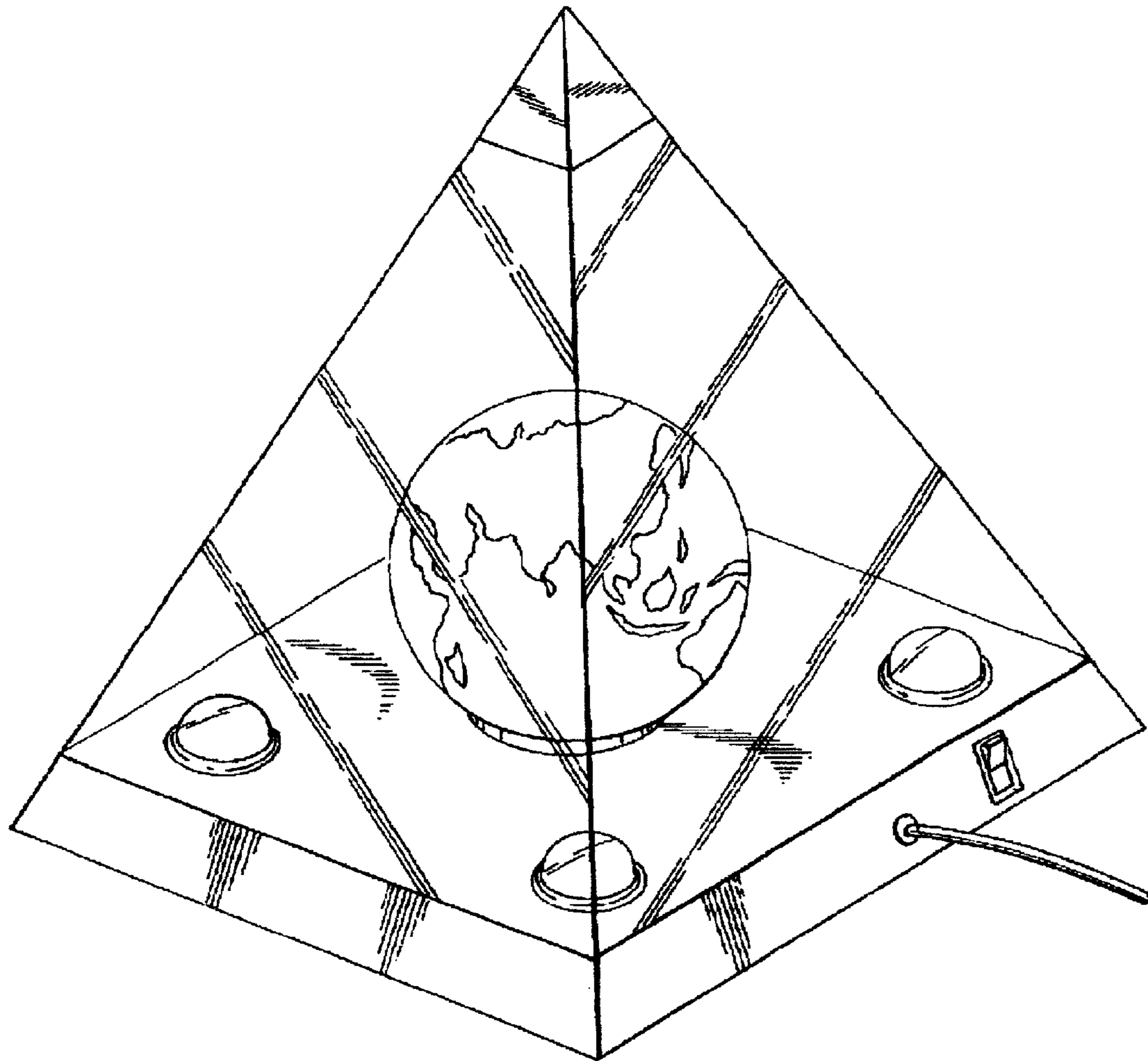


Fig. 2

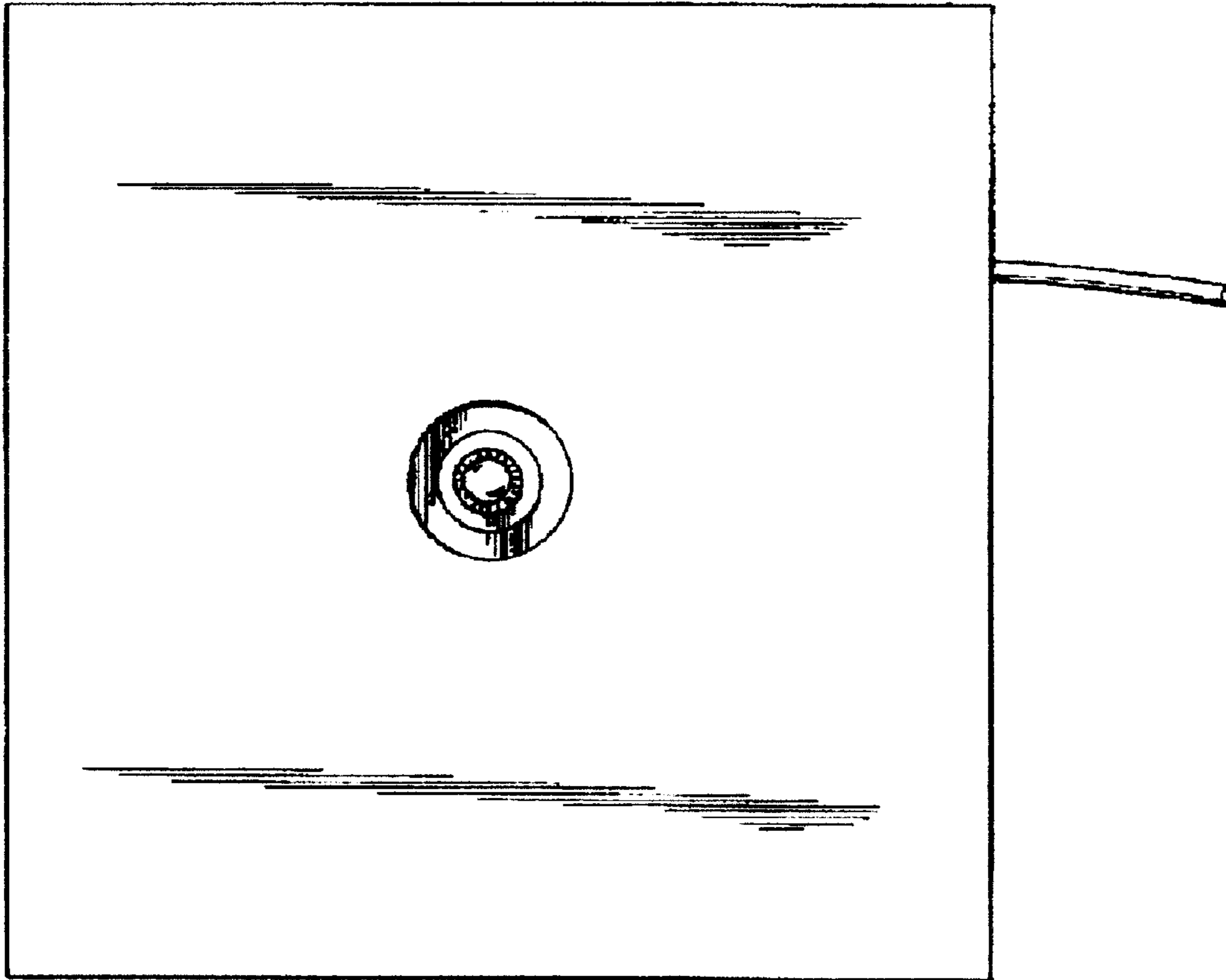


Fig. 3

