



US00D529215S

(12) **United States Design Patent** (10) **Patent No.:** **US D529,215 S**
Cox (45) **Date of Patent:** **** Sep. 26, 2006**

(54) **CEILING FAN LIGHT KIT**

- (75) Inventor: **Anna Lee Cox**, Memphis, TN (US)
(73) Assignee: **Hunter Fan Company**, Memphis, TN (US)
(**) Term: **14 Years**
(21) Appl. No.: **29/242,911**
(22) Filed: **Nov. 16, 2005**
(51) **LOC (8) Cl.** **26-05**
(52) **U.S. Cl.** **D26/59**
(58) **Field of Classification Search** D26/59,
D26/51, 72, 80-86, 73; D23/377, 379, 385,
D23/411; 362/96; 416/5
See application file for complete search history.

(56) **References Cited**

U.S. PATENT DOCUMENTS

D105,057 S	*	6/1937	Kanter	D26/86
D449,396 S		10/2001	Campbell		
D450,832 S		11/2001	Gajewski		
D459,015 S	*	6/2002	Dolan	D26/86
D460,208 S	*	7/2002	Dolan	D26/86
D480,472 S		10/2003	Hsieh		
D483,855 S		12/2003	Stauffer		
D514,729 S	*	2/2006	Chen	D26/81

OTHER PUBLICATIONS

Hunter 2001 Ceiling Fan Selection & Special Order Guide (The Avignon, The Jamestown).
Casablanca Fan Company 2001 Product Catalog p. 21, (19th Century), p. 23, (Nouvelle), and p. 33 (Delta), p. 37 (Palisades), p. 52 (Victorian), and p. 54 (Commodore Vanderbilt).
Hunter Fan Company 2002 Brochure, Channelle Light Fixtures, Covent Garden, and Hampshire.
Sonica Catalog, p. 38 and 39 (Light Kits and Fitters), p. 40, 41, 42, 43, and 44 (Glass and Center Shades).
* cited by examiner

Primary Examiner—Lisa Lichtenstein
(74) *Attorney, Agent, or Firm*—Baker Donelson et al.

(57) **CLAIM**

The ornamental design for a ceiling fan light kit, as shown and described.

DESCRIPTION

FIG. 1 is a perspective view of a ceiling fan light kit showing my new design.
FIG. 2 is a right side view thereof, the left side view being a mirror image thereof.
FIG. 3 is a front view thereof.
FIG. 4 is a rear view thereof.
FIG. 5 is a bottom view thereof; and,
FIG. 6 is a top view thereof.

1 Claim, 3 Drawing Sheets




Fig. 1

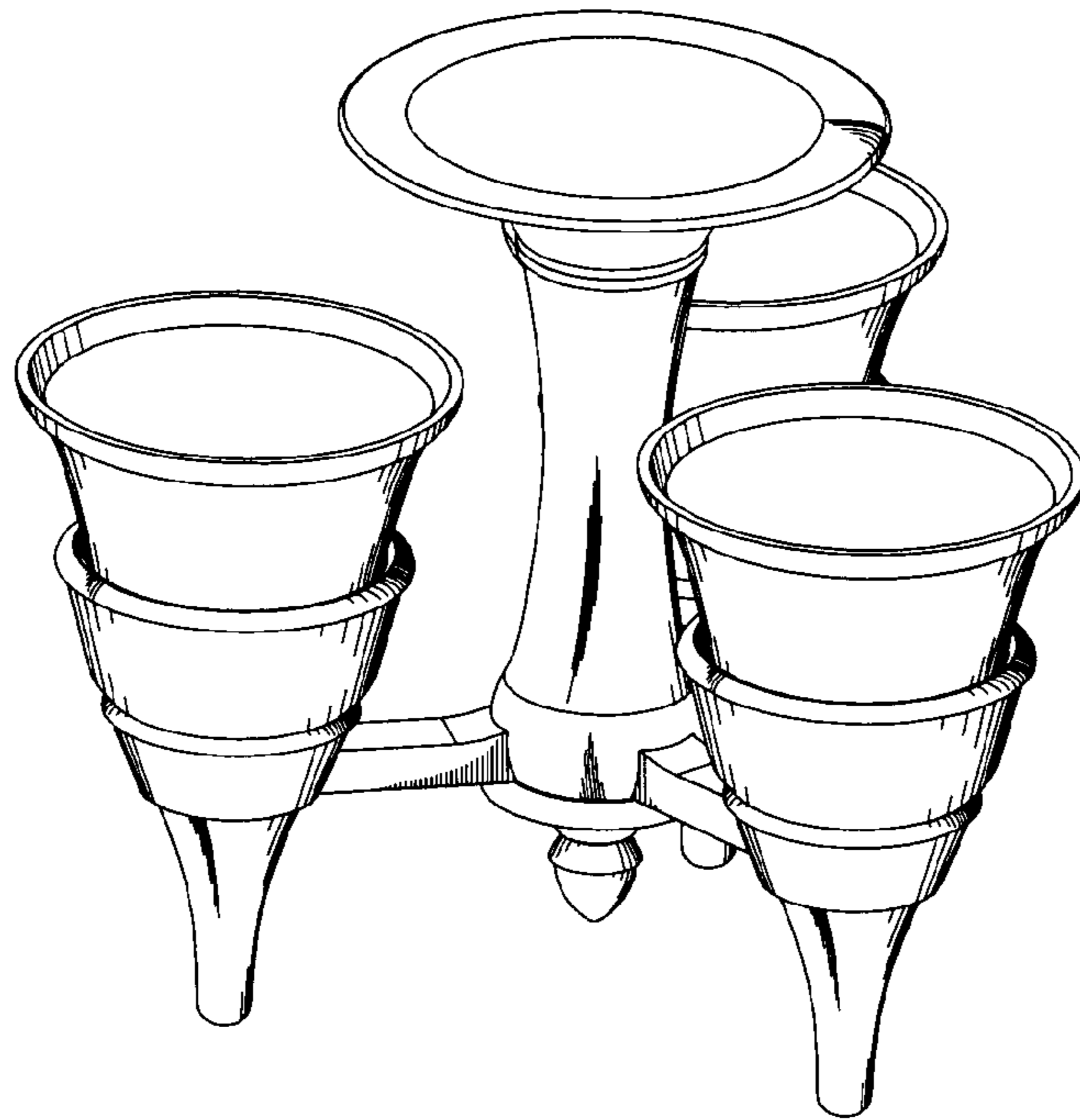


Fig. 2

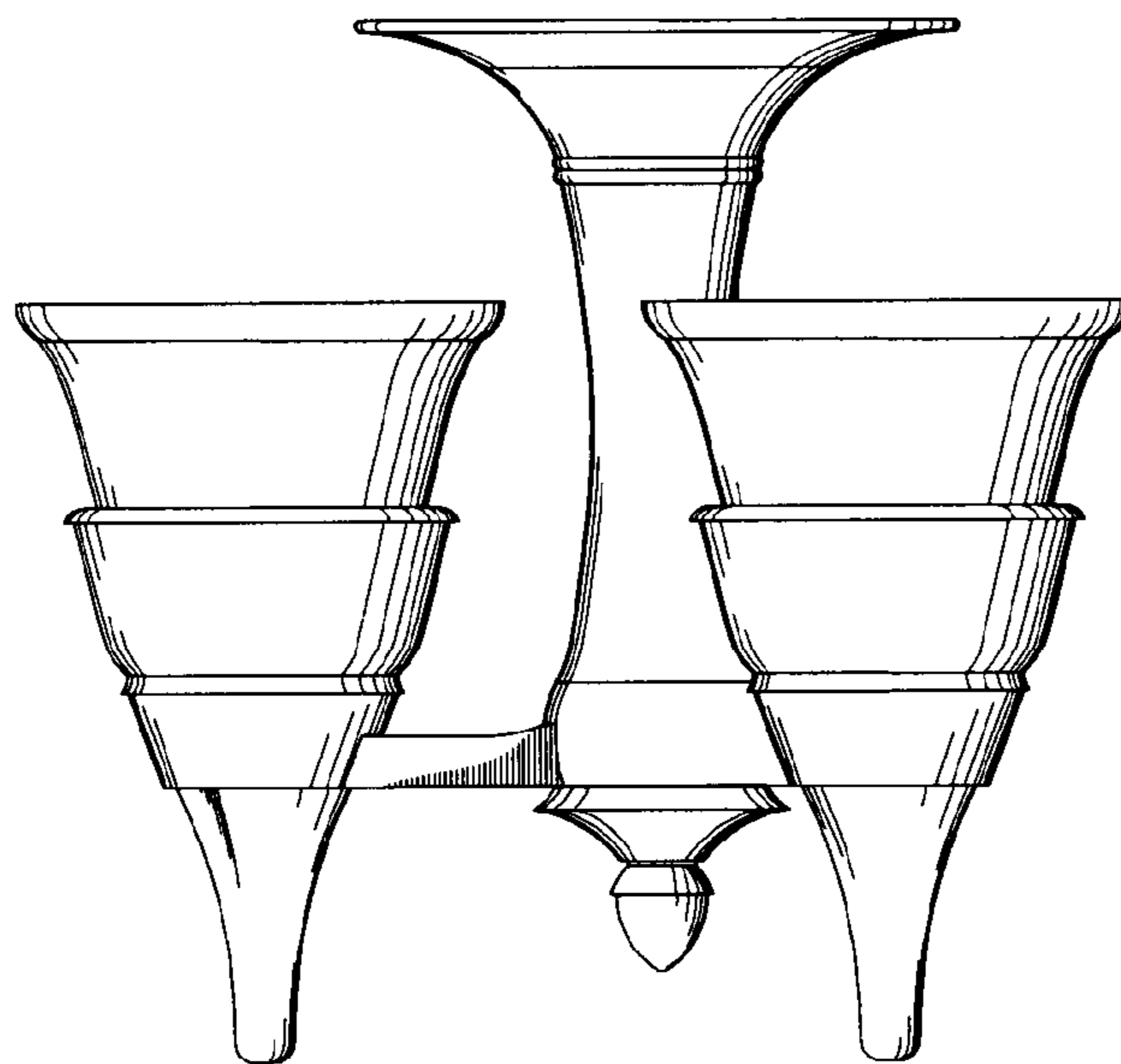


Fig. 3

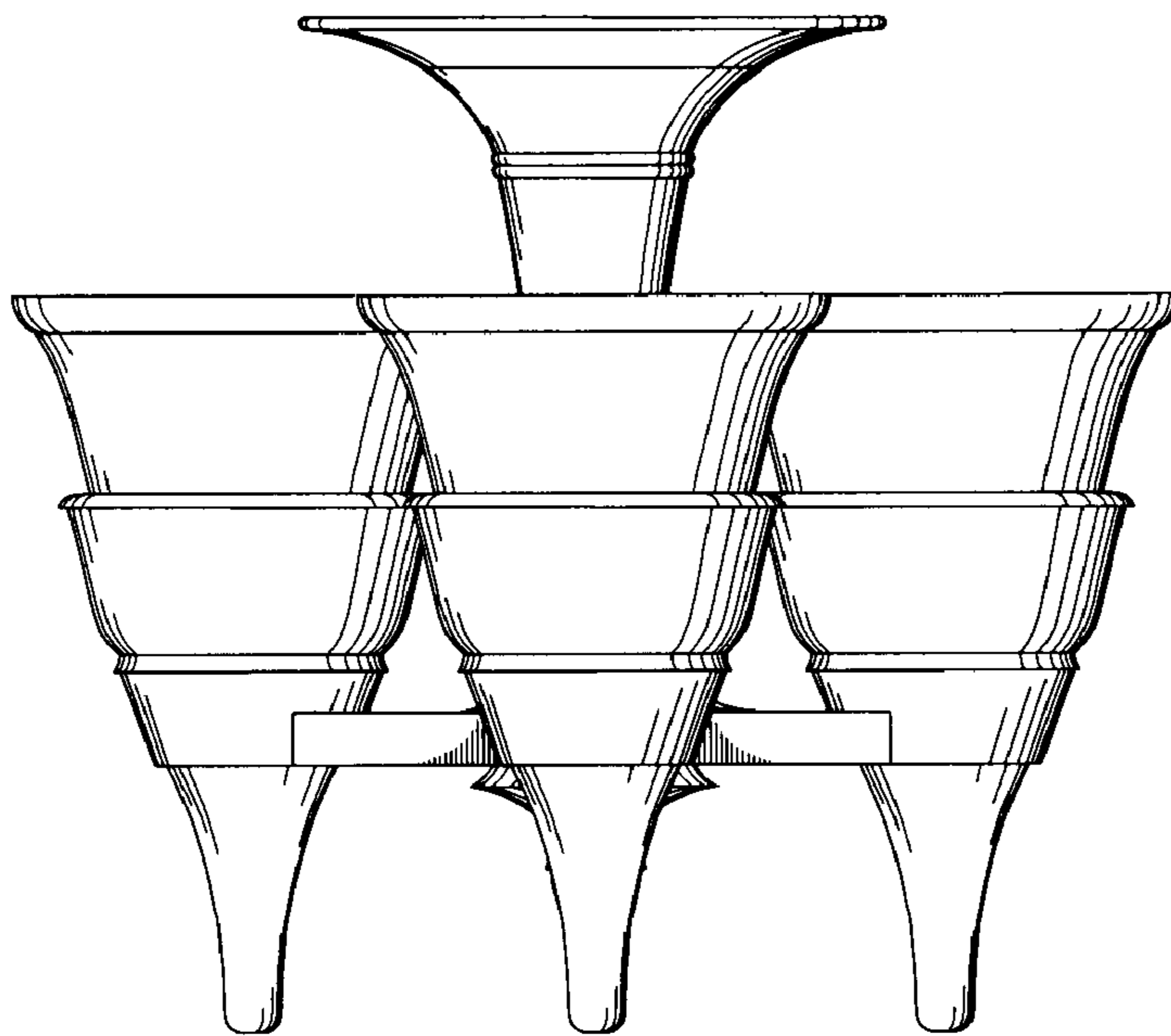


Fig. 4

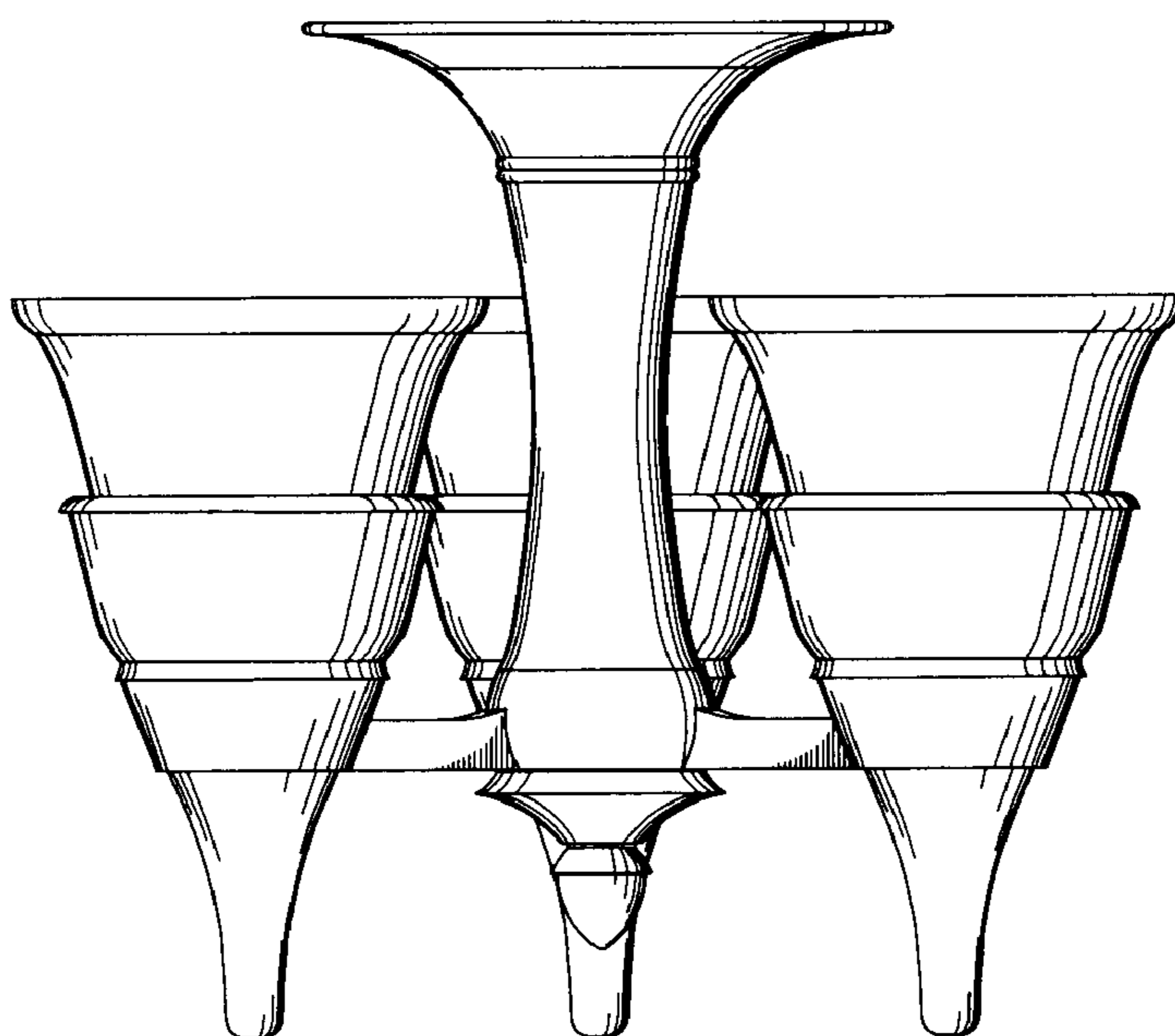


Fig. 6




Fig. 5

