

US00D529207S

(12) **United States Design Patent**  
**Taneoka**

(10) **Patent No.:** **US D529,207 S**

(45) **Date of Patent:** **\*\* Sep. 26, 2006**

(54) **REAR COMBINATION LAMP FOR AN  
AUTOMOBILE**

(75) Inventor: **Yukio Taneoka**, Wako (JP)

(73) Assignee: **Honda Motor Co., Ltd.**, Tokyo (JP)

(\*\*) Term: **14 Years**

(21) Appl. No.: **29/234,341**

(22) Filed: **Jul. 18, 2005**

(30) **Foreign Application Priority Data**

Jan. 19, 2005 (JP) ..... 2005-001198

(51) **LOC (8) Cl.** ..... **26-06**

(52) **U.S. Cl.** ..... **D26/28**

(58) **Field of Classification Search** ..... D26/28-36;  
362/459-468, 475-478, 485-487

See application file for complete search history.

(56) **References Cited**

**U.S. PATENT DOCUMENTS**

D476,761 S \* 7/2003 Lin ..... D26/28

D494,294 S \* 8/2004 Pfeiffer ..... D26/28

D495,070 S \* 8/2004 Pfeiffer ..... D26/28

D498,013 S \* 11/2004 Pfeiffer ..... D26/28

D500,874 S \* 1/2005 Hoelzel et al. .... D26/28

D514,716 S \* 2/2006 Pfeiffer et al. .... D26/28

\* cited by examiner

*Primary Examiner*—Marcus A. Jackson

(74) *Attorney, Agent, or Firm*—Westerman, Hattori,  
Daniels & Adrian, LLP

(57) **CLAIM**

The ornamental design for, a rear combination lamp for an  
automobile, as shown and described.

**DESCRIPTION**

FIG. 1 is a front elevation view of a rear combination lamp  
for an automobile, showing our new design;

FIG. 2 is a top plan view thereof;

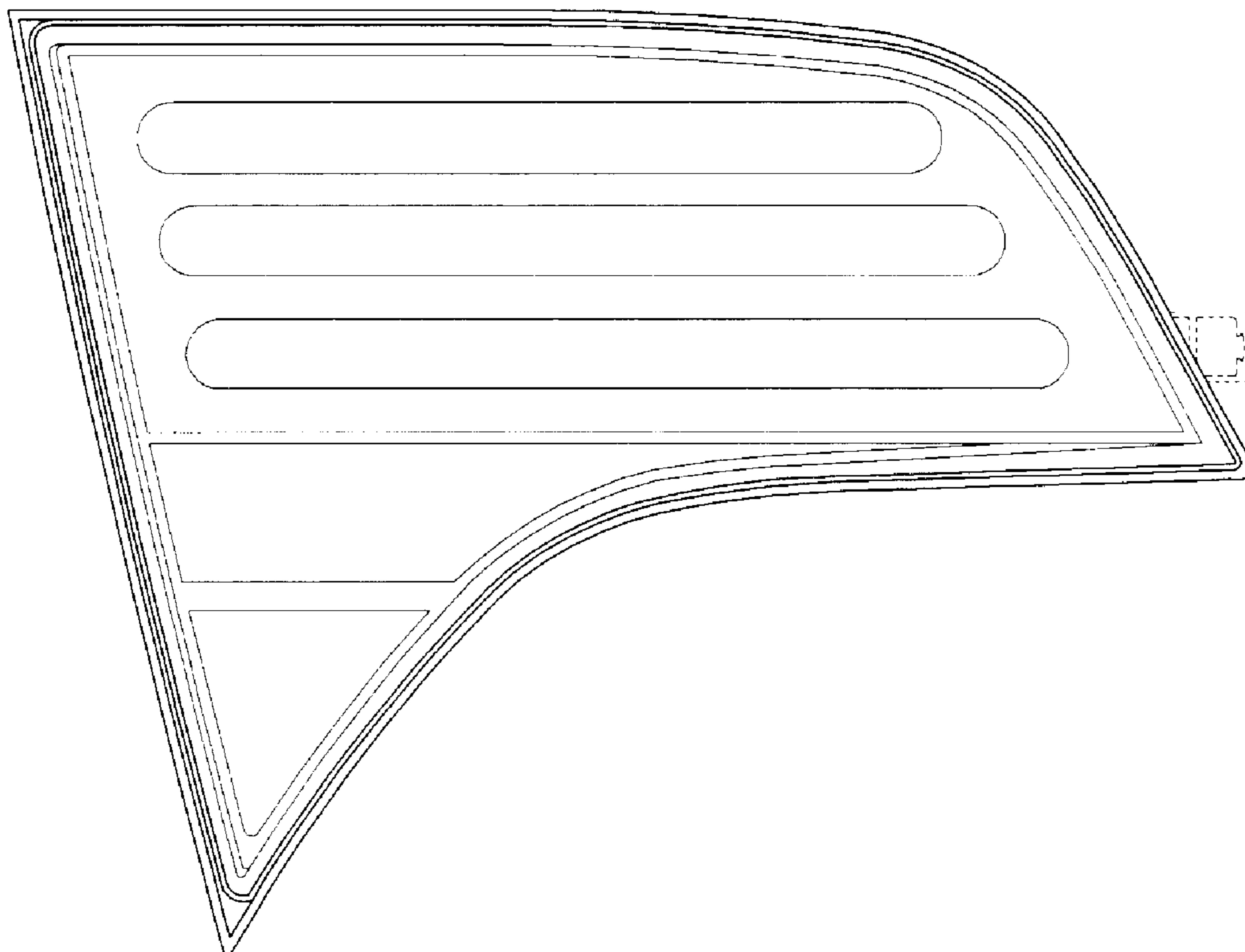
FIG. 3 is a right side elevation view thereof;

FIG. 4 is left side elevation view thereof; and,


FIG. 5 is a perspective view thereof.

The broken lines in the drawings are illustrative purposes  
only and form no part of the claimed design.

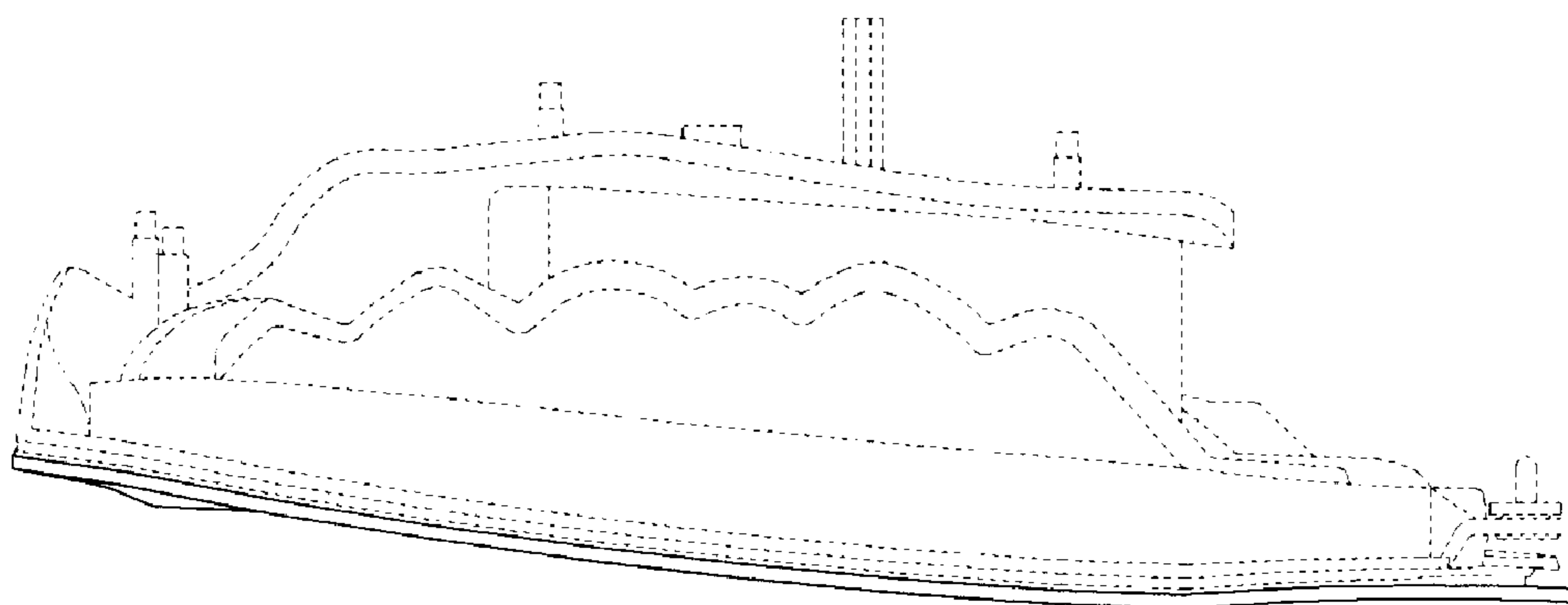
**1 Claim, 3 Drawing Sheets**



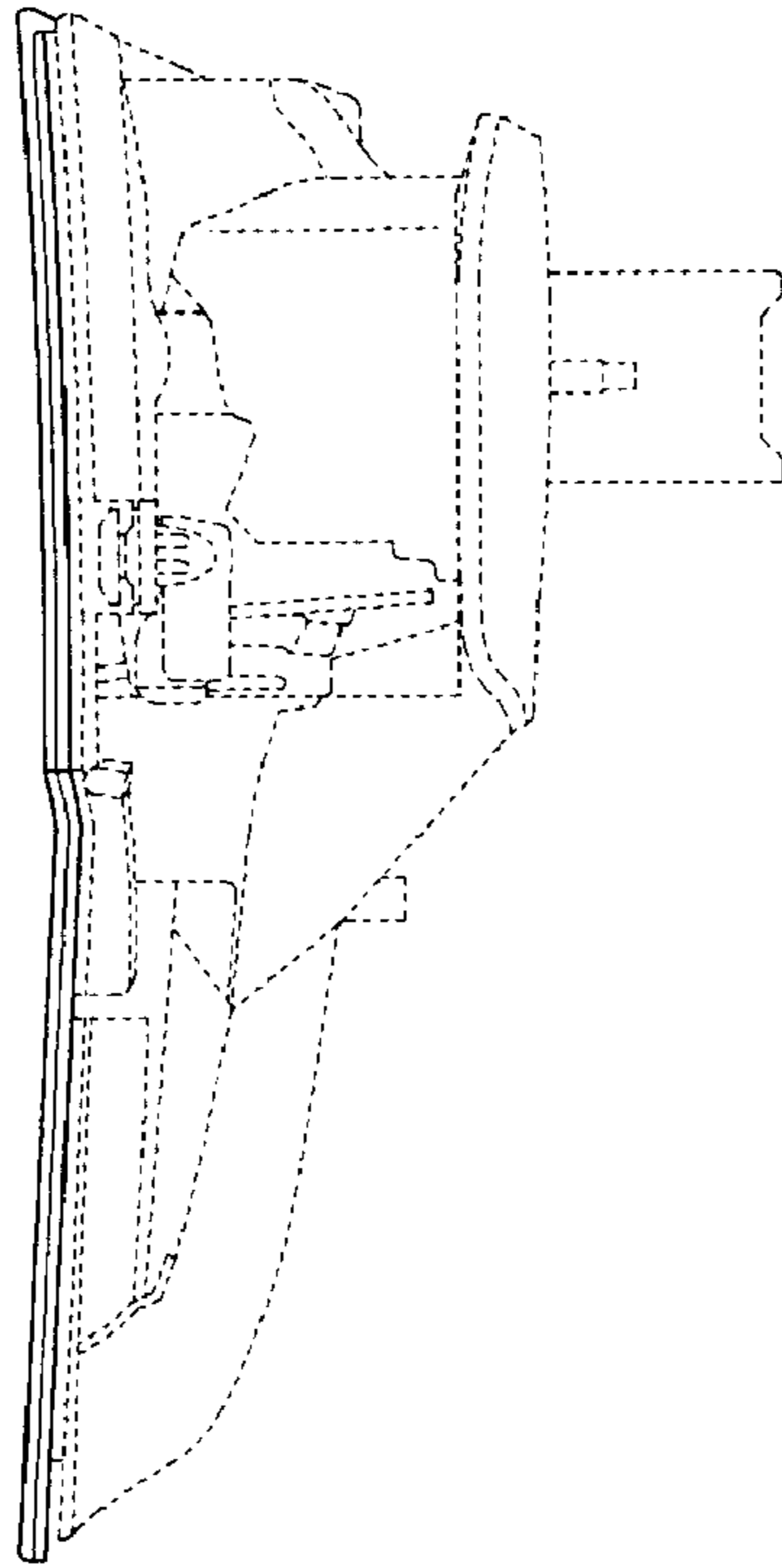
F I G. 1



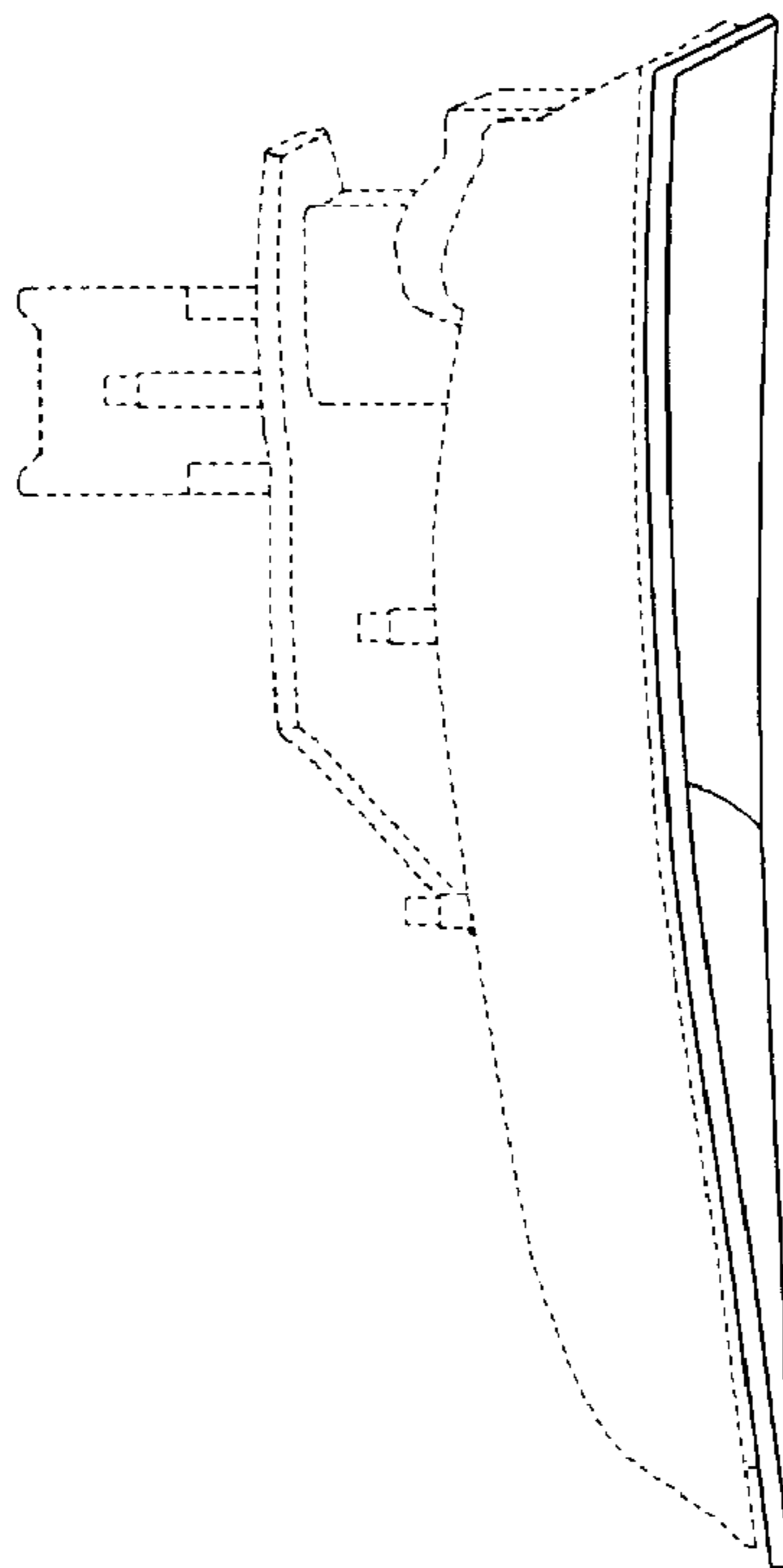
F I G. 2



F I G. 3



F I G. 4



F I G. 5

