



US00D529203S

(12) **United States Design Patent**  
**Nagai**

(10) **Patent No.:** **US D529,203 S**  
(45) **Date of Patent:** **\*\* Sep. 26, 2006**

(54) **LED MODULE**

D508,574 S \* 8/2005 Janssen ..... D26/1  
D513,599 S \* 1/2006 Coward ..... D10/120

(75) Inventor: **Hideo Nagai**, Takatsuki (JP)

**FOREIGN PATENT DOCUMENTS**

(73) Assignee: **Matsushita Electric Industrial Co., Ltd.**, Osaka (JP)

JP D1183708 9/2003

(\*\*) Term: **14 Years**

\* cited by examiner

(21) Appl. No.: **29/235,061**

*Primary Examiner*—Marcus A. Jackson  
(74) *Attorney, Agent, or Firm*—Brinks Hofer Gilson & Lione

(22) Filed: **Jul. 27, 2005**

(30) **Foreign Application Priority Data**

Jan. 28, 2005 (JP) ..... 2005-002254

(57) **CLAIM**

I claim the ornamental design for an LED module, as shown and described.

(51) **LOC (8) Cl.** ..... **26-04**

**DESCRIPTION**

(52) **U.S. Cl.** ..... **D26/1**

(58) **Field of Classification Search** ..... D26/1-4;  
340/521, 540, 541, 545, 555, 571, 572, 573,  
340/628-630

FIG. 1 is a top perspective view of an LED module of the present invention;  
FIG. 2 is a top view thereof, wherein the bottom view is a mirror image thereof;  
FIG. 3 is a left side view thereof, wherein the right side view is a mirror image thereof;  
FIG. 4 is a front view thereof; and,  
FIG. 5 is a rear view thereof.

See application file for complete search history.

(56) **References Cited**

**U.S. PATENT DOCUMENTS**

D437,798 S \* 2/2001 Kiba et al. .... D10/104  
D487,779 S \* 3/2004 Rose ..... D20/19

**1 Claim, 1 Drawing Sheet**




FIG. 1

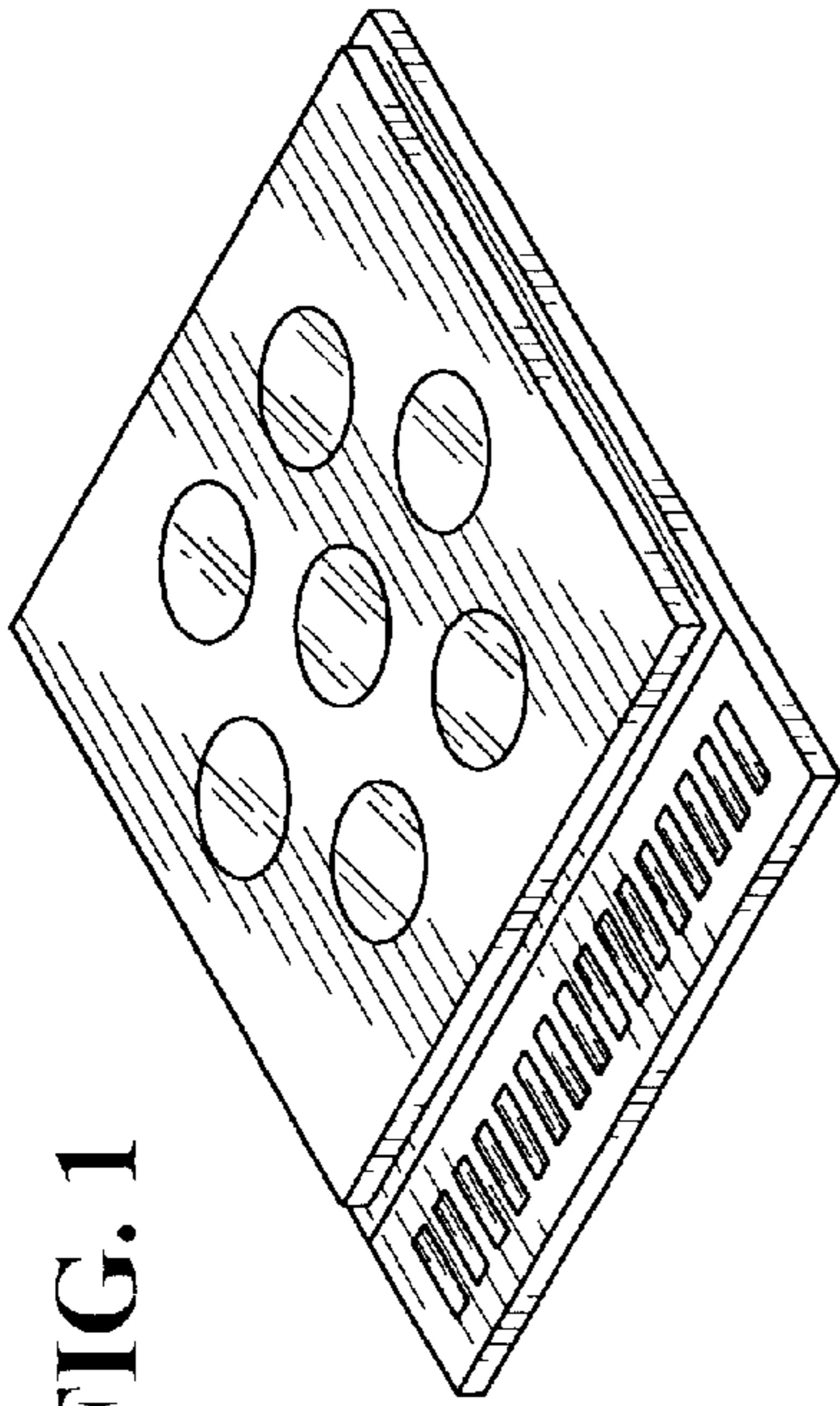


FIG. 2

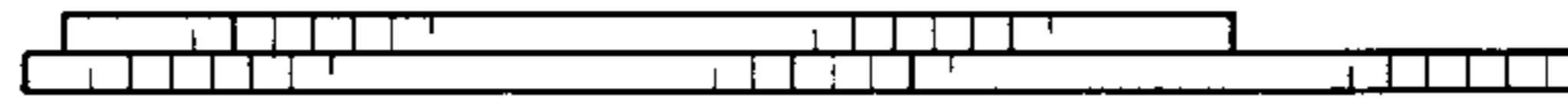
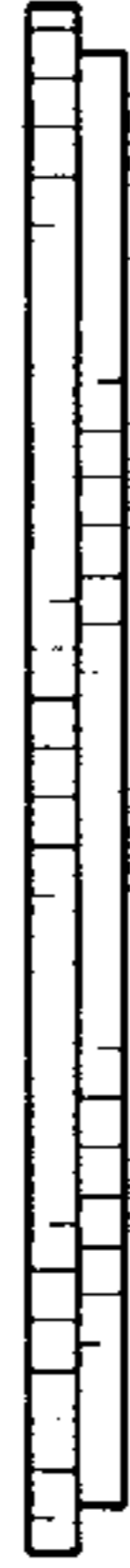


FIG. 3

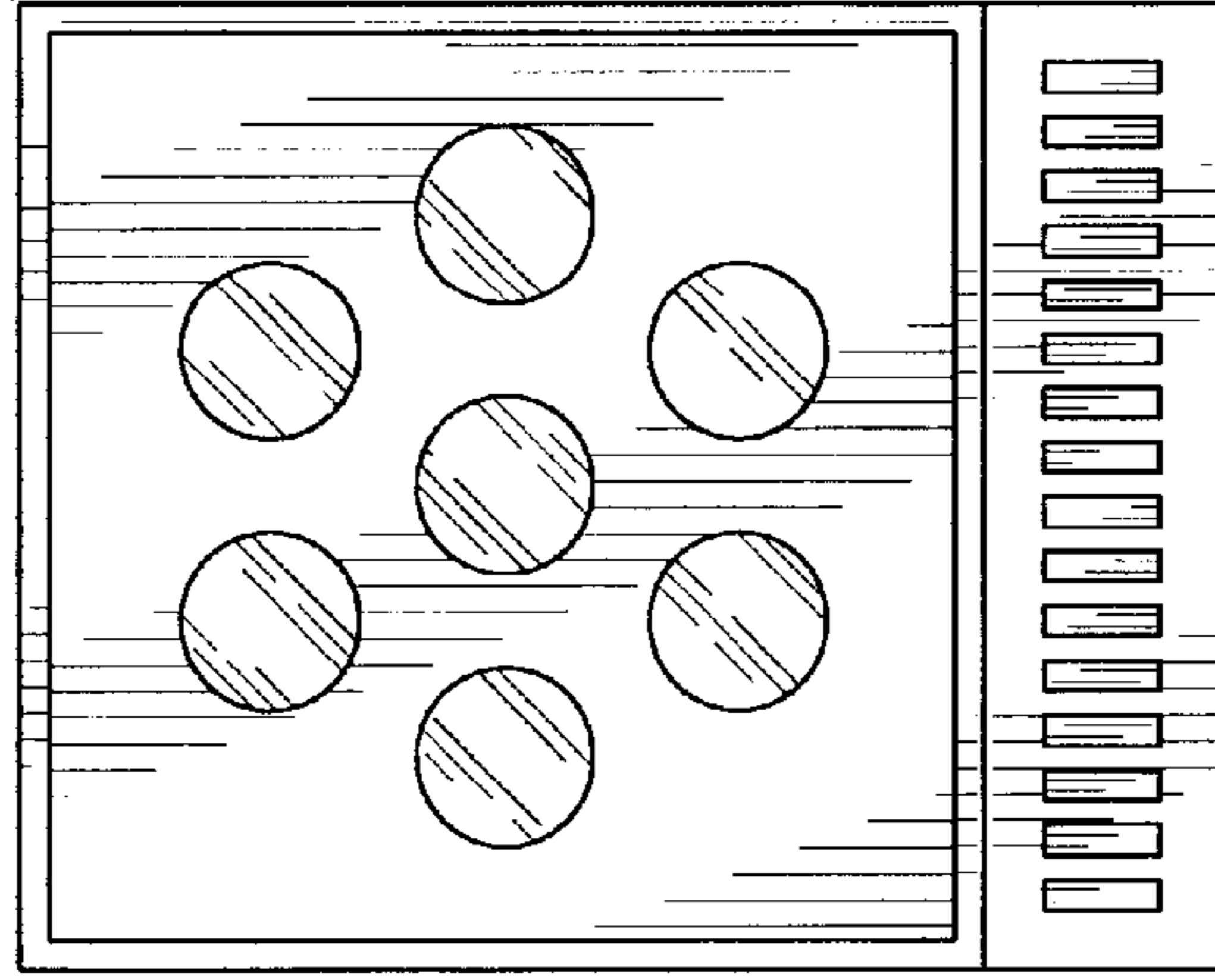


FIG. 4




FIG. 5