

US00D529188S

(12) **United States Design Patent** (10) **Patent No.:** **US D529,188 S**
Walsh et al. (45) **Date of Patent:** **** Sep. 26, 2006**

(54) **DOOR FACING**

6,479,128 B1 * 11/2002 Schafernak et al. 428/106

(75) Inventors: **Jason M. Walsh**, Batavia, IL (US);
Steven K. Lynch, St. Charles, IL (US);
Mark A. Ruggie, Franklin Park, IL (US)

* cited by examiner

Primary Examiner—Doris Clark
(74) *Attorney, Agent, or Firm*—Berenato, White & Stavish, LLC

(73) Assignee: **Masonite Corporation**, Tampa, FL (US)

(57) **CLAIM**

The ornamental design for a door facing, as shown and described.

(**) Term: **14 Years**

(21) Appl. No.: **29/238,581**

DESCRIPTION

(22) Filed: **Sep. 19, 2005**

(51) **LOC (8) Cl.** **25-02**

(52) **U.S. Cl.** **D25/48; D25/138**

(58) **Field of Classification Search** D25/48,
D25/138; 52/455, 474, 630, 783.1, 782.1,
52/783.12, 762, 784.1, 764; 49/504, 501;
428/45

FIG. 1 is a front perspective view of our design;
FIG. 2 is a front elevational view;
FIG. 3 is a rear elevational view;
FIG. 4 is a top plan view;
FIG. 5 is a cross sectional view taken along the line 5—5 of FIG. 2 and viewed in the direction of the arrows;
FIG. 6 is an enlarged fragmentary cross sectional view taken from the central groove in FIG. 5;
FIG. 7 is a bottom plan view;
FIG. 8 is a cross sectional view taken along the line 8—8 of FIG. 2 and viewed in the direction of the arrows;
FIG. 9 is an enlarged fragmentary cross sectional view taken from the left groove in FIG. 8;
FIG. 10 is a left side elevational view;
FIG. 11 is a right side elevational view; and,
FIG. 12 is a cross-sectional view taken along the line 12—12 of FIG. 2 and viewed in the direction of the arrows.

See application file for complete search history.

(56) **References Cited**

U.S. PATENT DOCUMENTS

749,511	A	*	1/1904	Anderson	52/455
848,661	A	*	4/1907	Kostelanitz	52/455
877,922	A	*	2/1908	Gager	52/784.12
D255,838	S	*	7/1980	Emanuel	D25/48
D265,932	S	*	8/1982	Simpson	D25/48
D304,983	S	*	12/1989	Palka	D6/492
5,016,414	A	*	5/1991	Wang	52/456

1 Claim, 6 Drawing Sheets




Fig. 1




Fig. 2




Fig. 3




Fig. 4

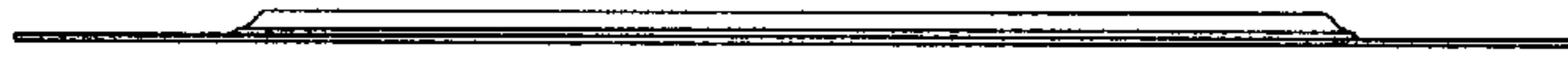


Fig. 5



Fig. 6

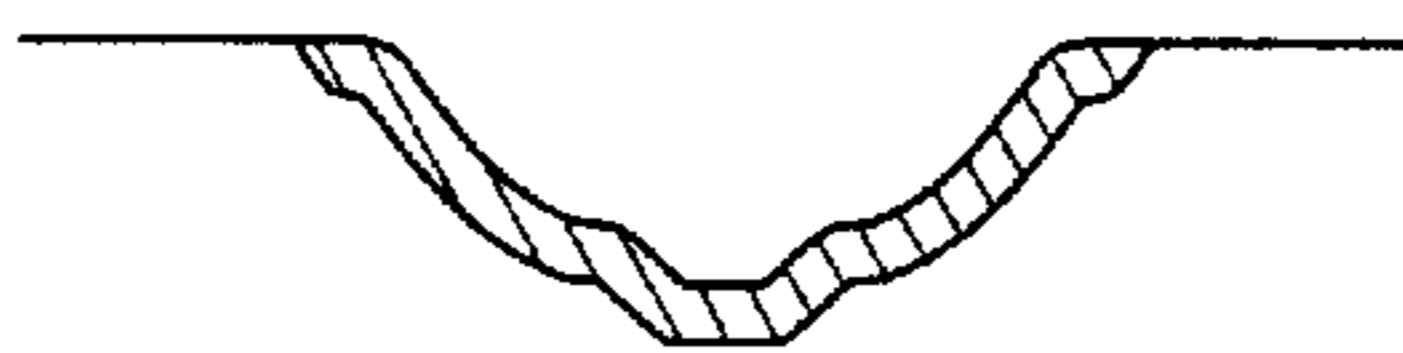


Fig. 7

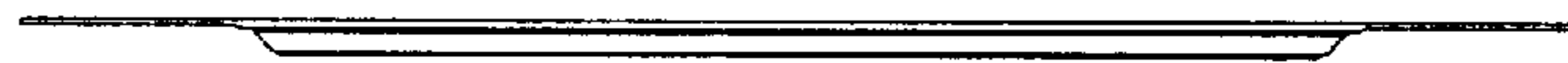


Fig. 8



Fig. 9



Fig. 10



Fig. 11



Fig. 12

