



US00D529179S

(12) **United States Design Patent**
Mak

(10) **Patent No.:** **US D529,179 S**

(45) **Date of Patent:** **** Sep. 26, 2006**

(54) **TRAY FOR DENTAL IMPRESSION MATERIAL**

(76) Inventor: **Woonming Mak**, 4025 202nd St., Apt. 2, Bayside, NY (US) 11361

(**) Term: **14 Years**

(21) Appl. No.: **29/226,071**

(22) Filed: **Mar. 23, 2005**

(51) **LOC (8) Cl.** **24-03**

(52) **U.S. Cl.** **D24/181**

(58) **Field of Classification Search** D24/156,
D24/152, 155, 176, 180, 181, 197; 249/124;
433/34, 54, 60, 61, 64, 74, 213

See application file for complete search history.

(56) **References Cited**

U.S. PATENT DOCUMENTS

2,694,397	A	*	11/1954	Herms	D24/176
3,319,626	A	*	5/1967	Lindsay	D24/176
D277,605	S	*	2/1985	Werrin	D24/181
D278,274	S	*	4/1985	Levine	D24/181
5,336,086	A	*	8/1994	Simmen et al.	D24/176
D358,651	S	*	5/1995	Fukuda et al.	D24/181
D383,845	S	*	9/1997	Mitchell et al.	D24/181
D403,771	S	*	1/1999	Werrin	D24/181
D413,386	S	*	8/1999	Werrin	D24/181

D433,138	S	*	10/2000	Kesling	D24/181
6,149,428	A	*	11/2000	Mogensen	433/74
6,193,511	B1	*	2/2001	Hudson	433/54
6,425,759	B1	*	7/2002	Cronin	433/34
D465,574	S	*	11/2002	Eyde	D24/181
6,726,477	B1	*	4/2004	Gittleman	433/34

* cited by examiner

Primary Examiner—Charles A. Rademaker

(74) *Attorney, Agent, or Firm*—Abelman, Frayne & Schwab

(57) **CLAIM**

The ornamental design of a tray for dental impression material, as shown and described.

DESCRIPTION

FIG. 1 is a front, right and side perspective view of a tray for dental impression material showing my new design; FIG. 2 is a right side elevational view thereof; FIG. 3 is a rear elevational view thereof; FIG. 4 is a front elevational view thereof; FIG. 5 is a left side elevational view thereof; FIG. 6 is a top plan view thereof, the bottom view being a mirror image thereof; and, FIG. 7 is a perspective view of a modified embodiment of the design shown in FIGS. 1 through 6.

1 Claim, 3 Drawing Sheets

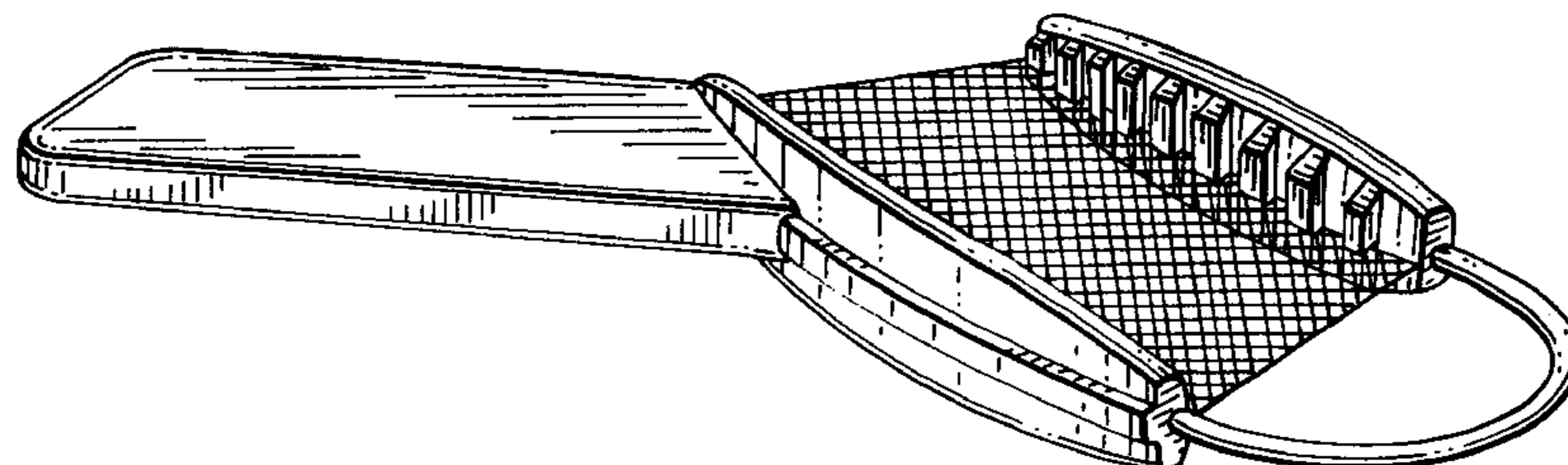
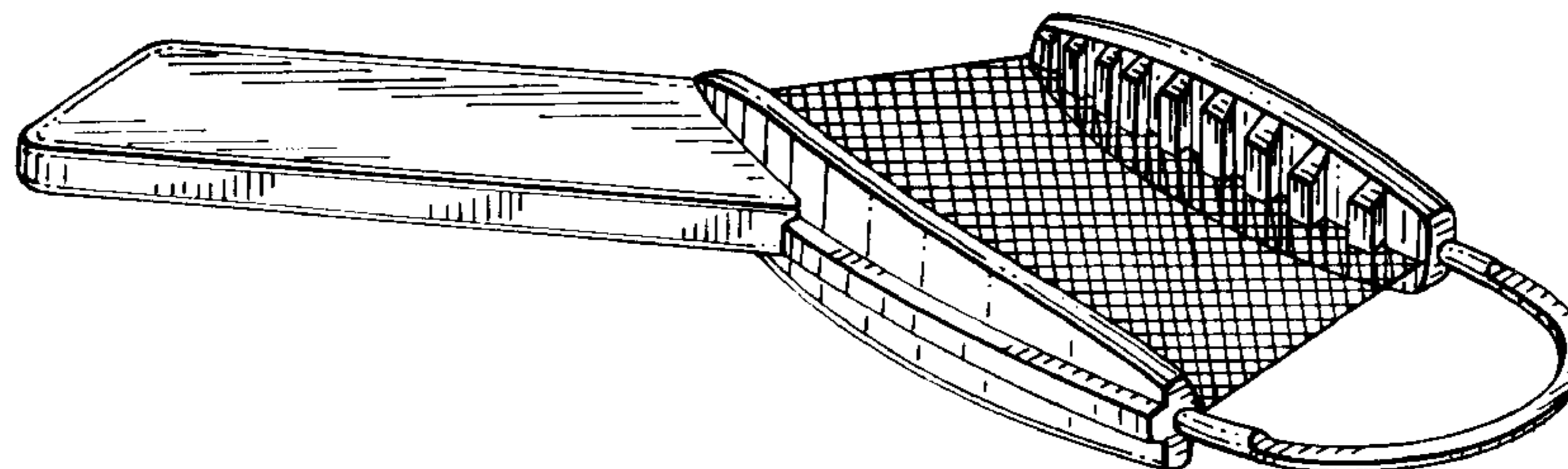


FIG. 1

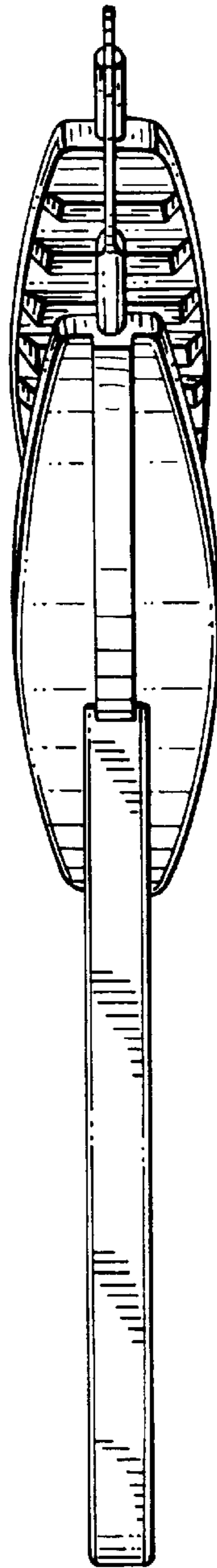
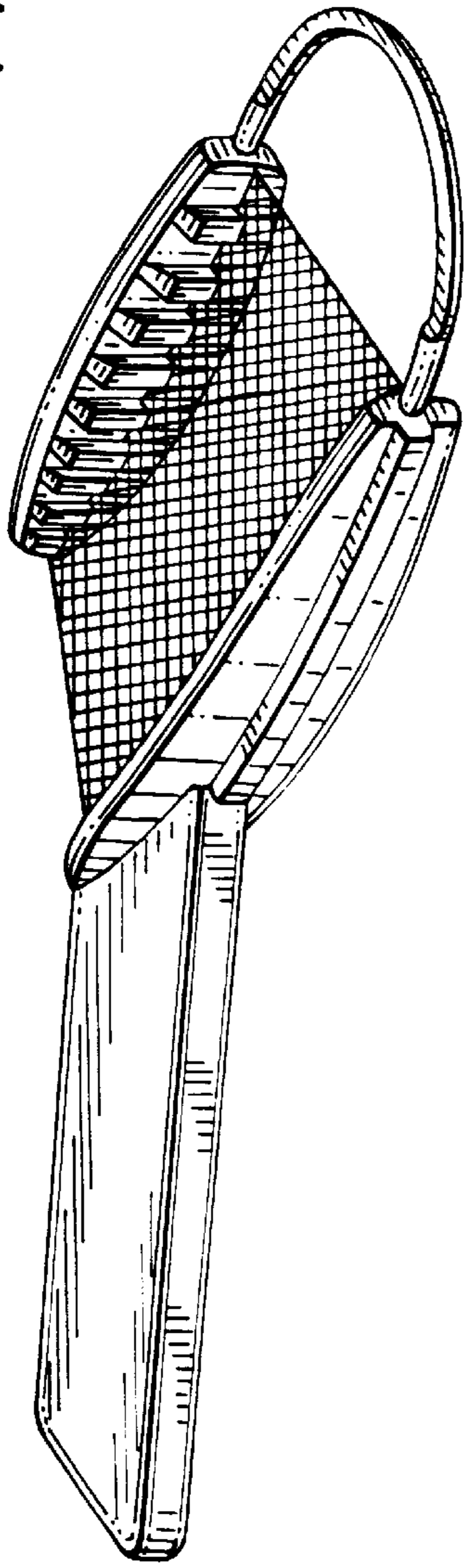


FIG. 2

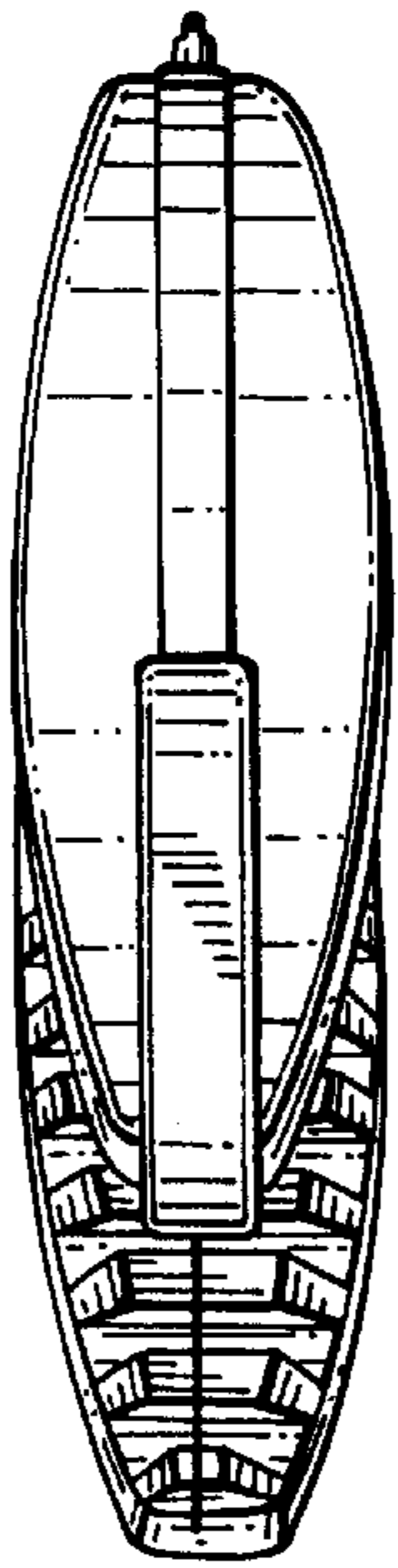


FIG. 3

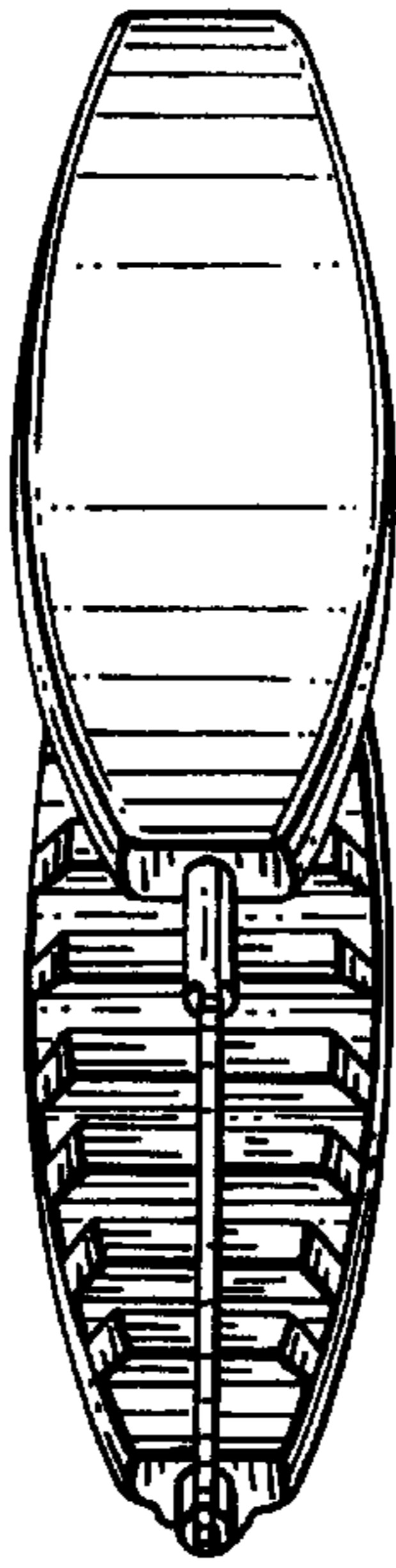


FIG. 4

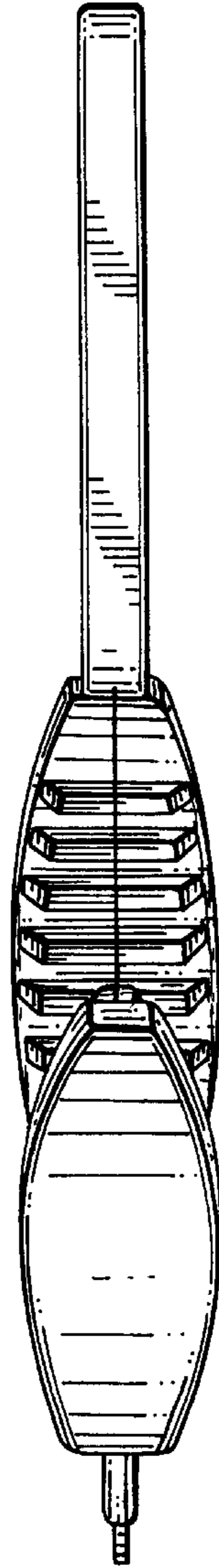


FIG. 5

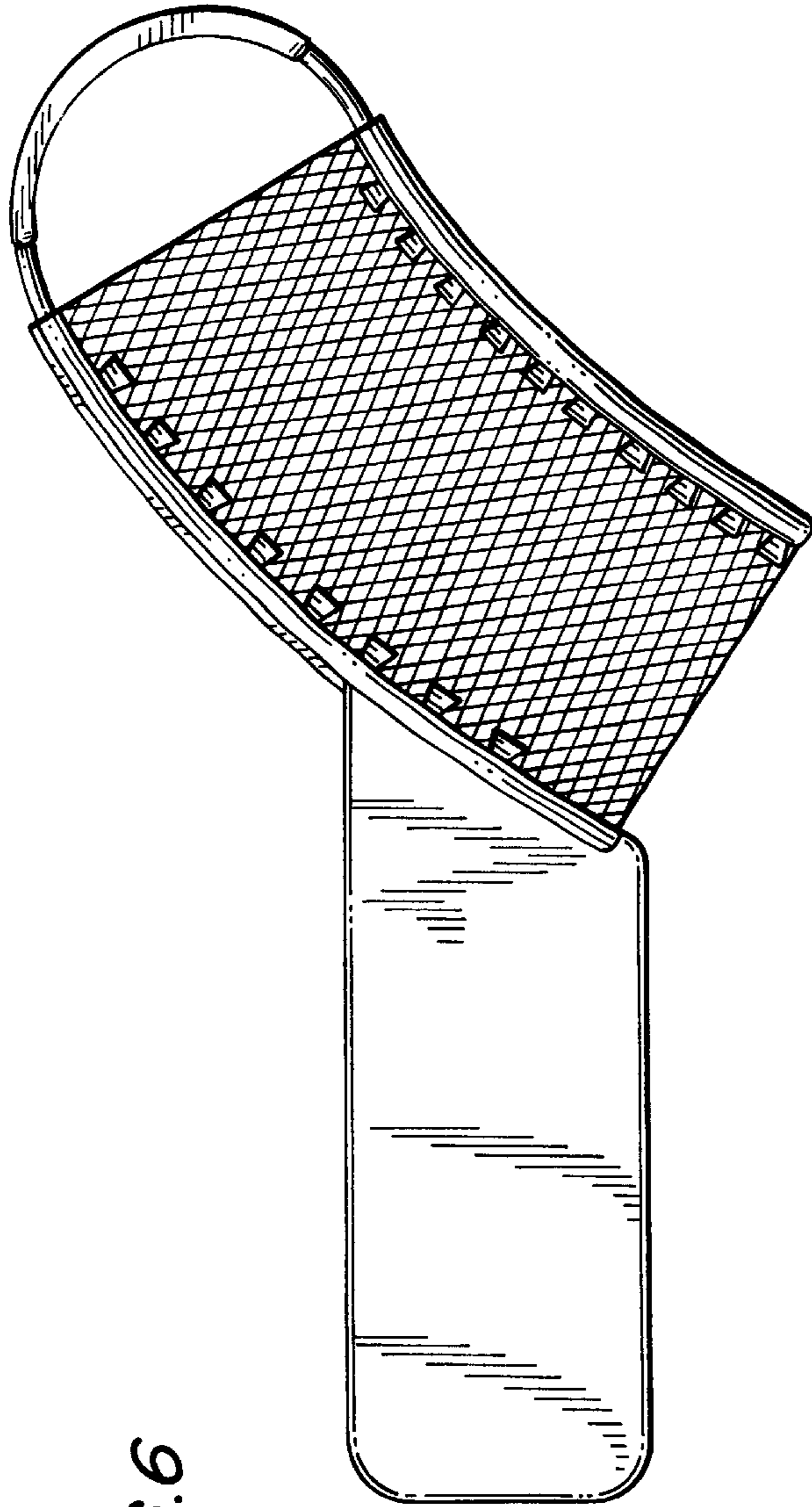


FIG. 6




FIG. 7