



US00D529174S

(12) **United States Design Patent** (10) **Patent No.:** **US D529,174 S**  
**Kling et al.** (45) **Date of Patent:** **\*\* Sep. 26, 2006**

(54) **ORAL CARE APPLIANCE (ELECTRIC TONGUE)**  
(75) Inventors: **Björn Kling**, Frankfurt am Main (DE);  
**Markus Orthey**, Mainz (DE)  
(73) Assignee: **Braun GmbH**, Kronberg (DE)  
(\*\*) Term: **14 Years**

(21) Appl. No.: **29/205,598**  
(22) Filed: **May 18, 2004**  
(30) **Foreign Application Priority Data**

Apr. 5, 2004 (EP) ..... 00161831

(51) **LOC (8) Cl.** ..... **24-02**  
(52) **U.S. Cl.** ..... **D24/146**  
(58) **Field of Classification Search** ..... D24/111,  
D24/133, 145, 146, 147, 149, 152, 176; D4/101,  
D4/104-112; 606/160-162  
See application file for complete search history.

(56) **References Cited**  
U.S. PATENT DOCUMENTS

D408,534 S \* 4/1999 Jansheski ..... D24/147  
6,139,558 A \* 10/2000 Wagner ..... 606/161  
D489,183 S \* 5/2004 Akahori et al. .... D4/101  
D500,208 S \* 12/2004 Vu ..... D4/101  
D509,585 S \* 9/2005 Kling et al. .... D24/111

\* cited by examiner

*Primary Examiner*—Antoine D. Davis  
*Assistant Examiner*—Christopher Lee  
(74) *Attorney, Agent, or Firm*—Fish & Richardson P.C.

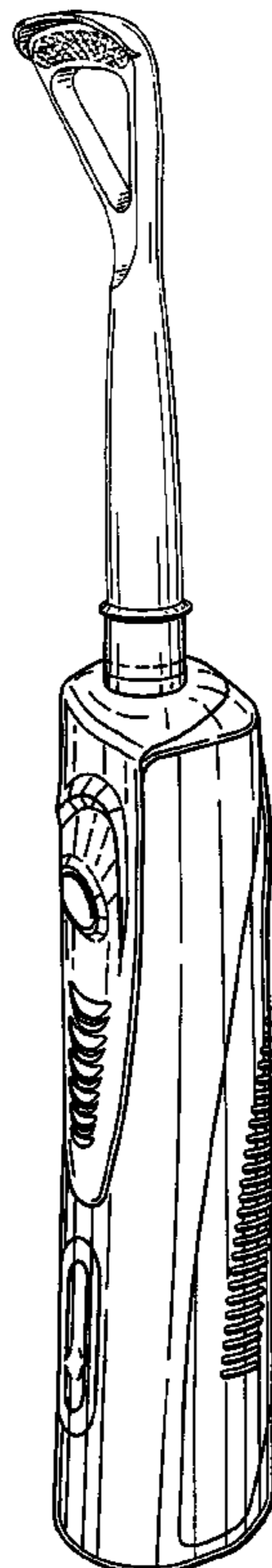
(57) **CLAIM**

The ornamental design for an oral-care appliance (electric tongue), as shown and described.

**DESCRIPTION**

FIG. 1 is a perspective view of an oral-care appliance (electric tongue) showing the new design;  
FIG. 2 is a left side view of the oral-care appliance (electric tongue) of FIG. 1;  
FIG. 3 is a front view of the oral-care appliance (electric tongue) of FIG. 1;  
FIG. 4 is a right side view of the oral-care appliance (electric tongue) of FIG. 1;  
FIG. 5 is a back side view of the oral-care appliance (electric tongue) of FIG. 1;  
FIG. 6 is a top plan view of the oral-care appliance (electric tongue) of FIG. 1; and,  
FIG. 7 is a bottom plan view of the oral-care appliance (electric tongue) of FIG. 1.  
The broken line showing is for illustrative purposes only and forms no part of the claimed design.

**1 Claim, 4 Drawing Sheets**



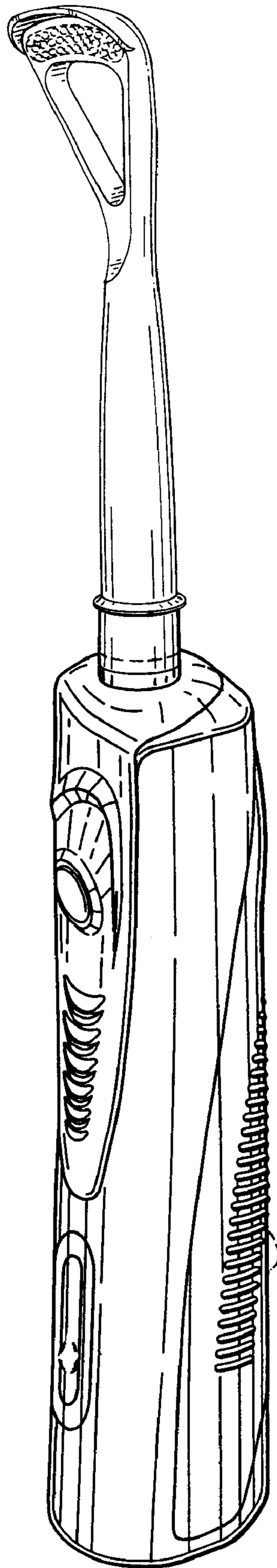


FIG. 1

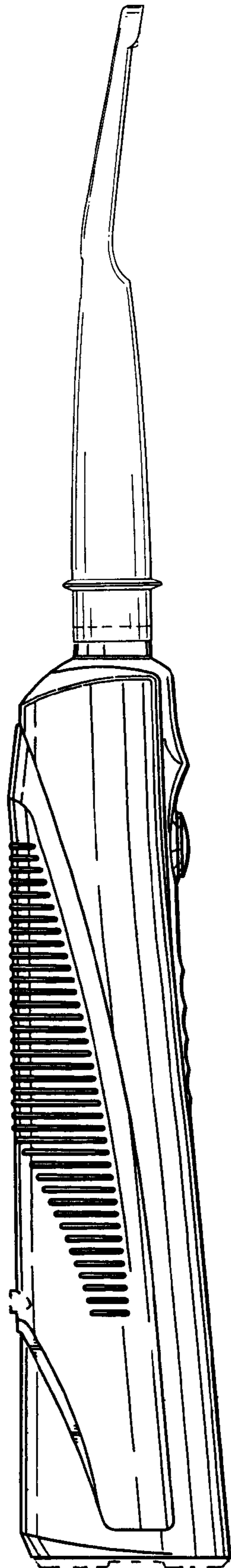


FIG. 2

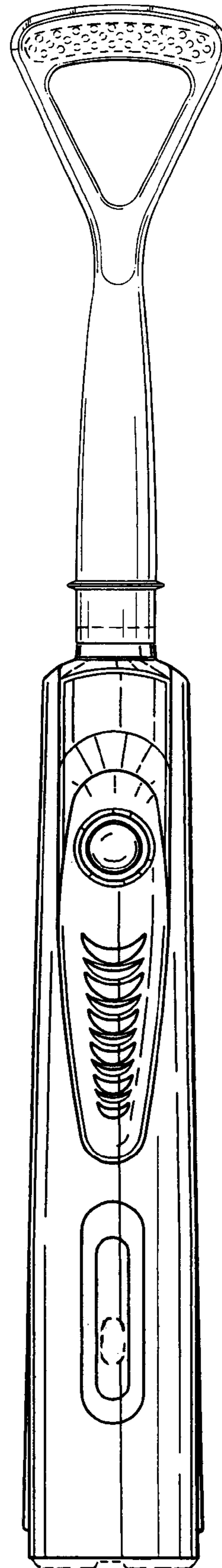


FIG. 3

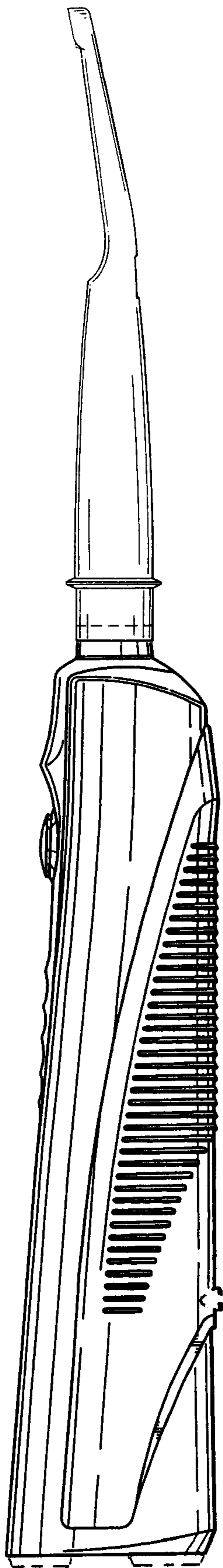


FIG. 4

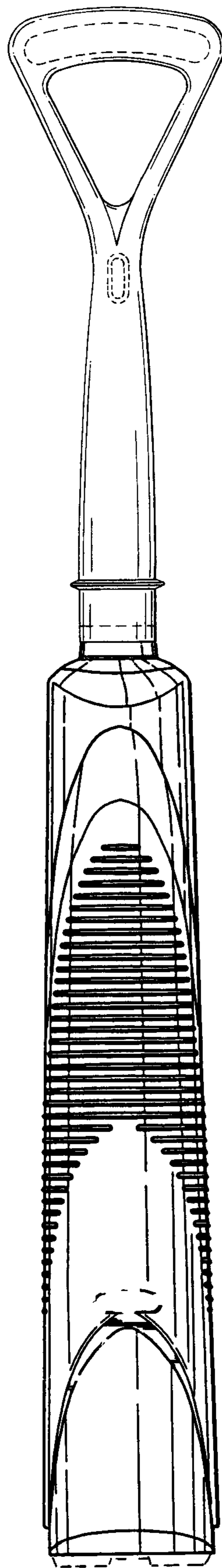


FIG. 5

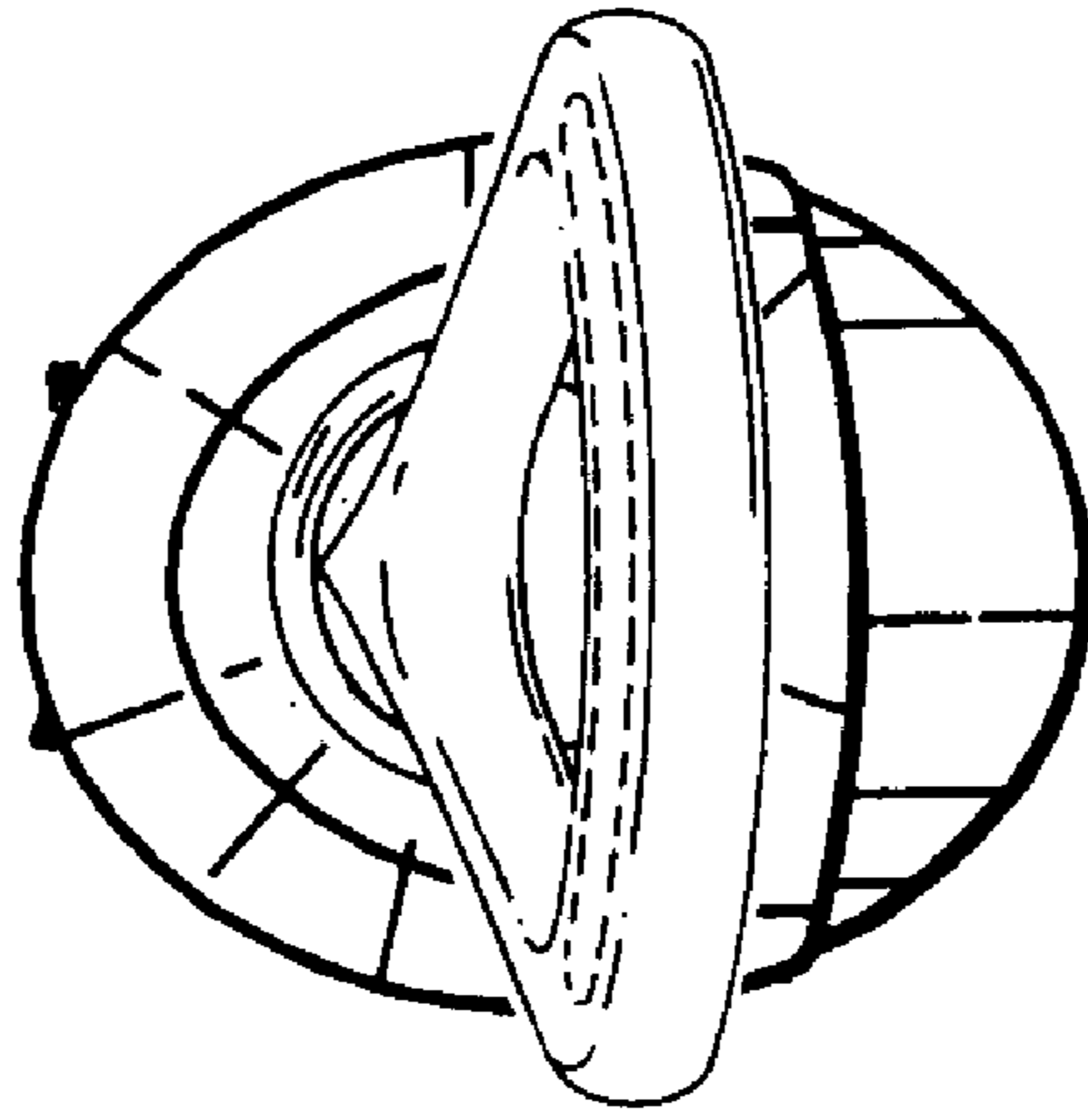


FIG. 6

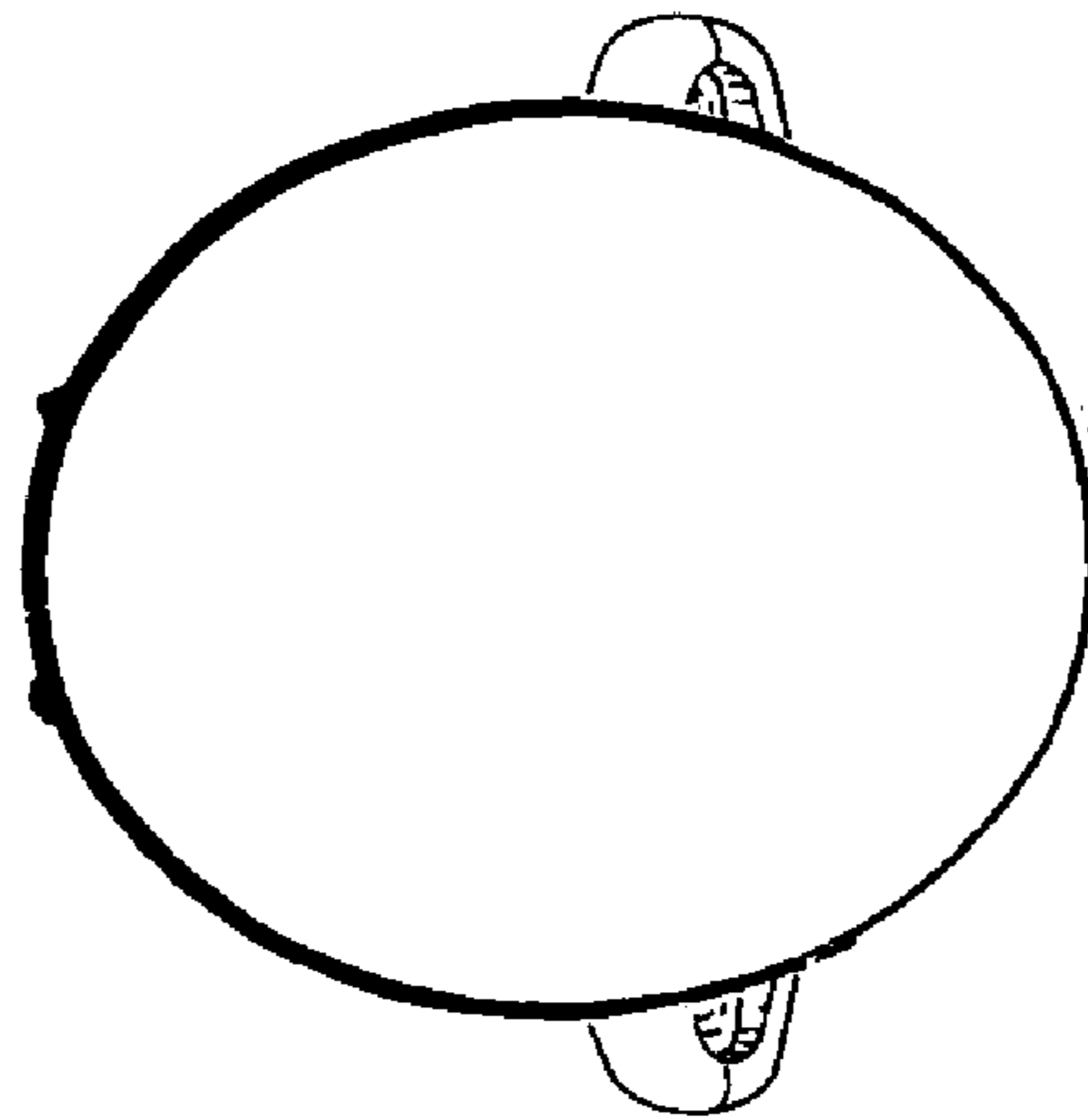


FIG. 7