

US00D529164S

(12) **United States Design Patent**
Hidalgo

(10) **Patent No.:** **US D529,164 S**

(45) **Date of Patent:** **** Sep. 26, 2006**

(54) **COMBINATION CEILING FAN AND LIGHT FIXTURE**

(75) Inventor: **Rolando Hidalgo**, Orange, CA (US)

(73) Assignee: **Minka Lighting, Inc.**, Corona, CA (US)

(**) Term: **14 Years**

(21) Appl. No.: **29/228,625**

(22) Filed: **Apr. 26, 2005**

(51) **LOC (8) Cl.** **23-04**

(52) **U.S. Cl.** **D23/377; D23/379; D26/59**

(58) **Field of Classification Search** **D23/377, D23/379, 385, 411, 413; 416/5; 392/364; D26/59, 72, 81-88; 362/396**

See application file for complete search history.

(56) **References Cited**

U.S. PATENT DOCUMENTS

D363,540 S	10/1995	Yen	
D440,647 S	* 4/2001	Lee	D23/377
D454,630 S	* 3/2002	Hidalgo	D23/377
D480,797 S	10/2003	Young	
D484,233 S	* 12/2003	Bucher et al.	D23/377
D504,501 S	4/2005	Young	
D507,827 S	* 7/2005	Hidalgo	D23/377

OTHER PUBLICATIONS

Minka Lighting, Inc.; MinkaAire 2005 catalog; Jan. 2005; pp. 20-21; Minka Lighting, Inc.; U.S.A.
Minka Lighting, Inc.; MinkaAire 2005 catalog; Jan. 2005; pp. 48-49; Minka Lighting, Inc.; U.S.A.

Minka Lighting, Inc.; MinkaAire 2005 catalog; Jan. 2005; pp. 62-63; Minka Lighting, Inc.; U.S.A.

Minka Lighting, Inc.; MinkaAire 2005 catalog; Jan. 2005; pp. 66-67; Minka Lighting, Inc.; U.S.A.

Ellington Internet Catalog; The Neoclassic; Model #ELNCL52NC5LKRC; printed from www.fansworksoutlet.com on Apr. 20, 2005.

Monte Carlo Internet Catalog; Premier; Model #MC-5PR52FB; printed from www.hansenwholesale.com on Apr. 21, 2005.

* cited by examiner

Primary Examiner—Lisa Lichtenstein

(74) *Attorney, Agent, or Firm*—Baker & McKenzie LLP

(57) **CLAIM**

The ornamental design for a combination ceiling fan and light fixture, as shown and described.


DESCRIPTION

FIG. 1 is a perspective view from below of a combination ceiling fan and light fixture in accordance with my design; FIG. 2 is a reduced top plan view of the combination ceiling fan and light fixture in accordance with my design;

FIG. 3 is a reduced bottom plan view of the combination ceiling fan and light fixture in accordance with my design; FIG. 4 is a front elevation view of the combination ceiling fan and light fixture in accordance with my design; and, FIG. 5 is a side elevation view of the combination ceiling fan and light fixture in accordance with my design.

FIGS. 4 and 5 are identical except for the positioning of the fan blades.

1 Claim, 5 Drawing Sheets






Fig.1




Fig.2




Fig.3




Fig.4



Fig.5