

US00D529160S

(12) **United States Design Patent**  
**Li et al.**

(10) **Patent No.:** **US D529,160 S**

(45) **Date of Patent:** **\*\* Sep. 26, 2006**

(54) **AIR PURIFIER**

(75) Inventors: **Chuang Li**, Shenzhen (CN); **Yong Du**,  
Shenzhen (CN); **Hong Li**, Shenzhen  
(CN)

(73) Assignees: **Hong Shing Holdings Company**  
**Limited**, Kowloon (CN); **Le Hong Po**  
**Company Limited**, Kowloon (CN)

(\*\*) Term: **14 Years**

(21) Appl. No.: **29/229,376**

(22) Filed: **May 6, 2005**

(51) **LOC (8) Cl.** ..... **23-04**

(52) **U.S. Cl.** ..... **D23/364**

(58) **Field of Classification Search** ..... D23/355,  
D23/364, 365; 55/471-2, 467

See application file for complete search history.

(56) **References Cited**

**U.S. PATENT DOCUMENTS**

D433,494 S \* 11/2000 Pinchuk et al. .... D23/364

D437,039 S \* 1/2001 Yamazaki et al. .... D23/364

D495,042 S \* 8/2004 Zhixiang ..... D23/364

D497,985 S \* 11/2004 Christianson ..... D23/364

D505,488 S \* 5/2005 Zhixiang ..... D23/364

\* cited by examiner

*Primary Examiner*—Robin Webster

(74) *Attorney, Agent, or Firm*—Robert D. Katz, Esq.;  
Cooper & Dunham LLP

(57) **CLAIM**

The ornamental design for an air purifier, as shown and  
described.

**DESCRIPTION**

FIG. 1 is a front perspective view of an air purifier showing  
our new design;

FIG. 2 is a front view of the air purifier shown in FIG. 1;

FIG. 3 is a rear view of the air purifier shown in FIG. 1;

FIG. 4 is a left side view of the air purifier shown in FIG. 1;

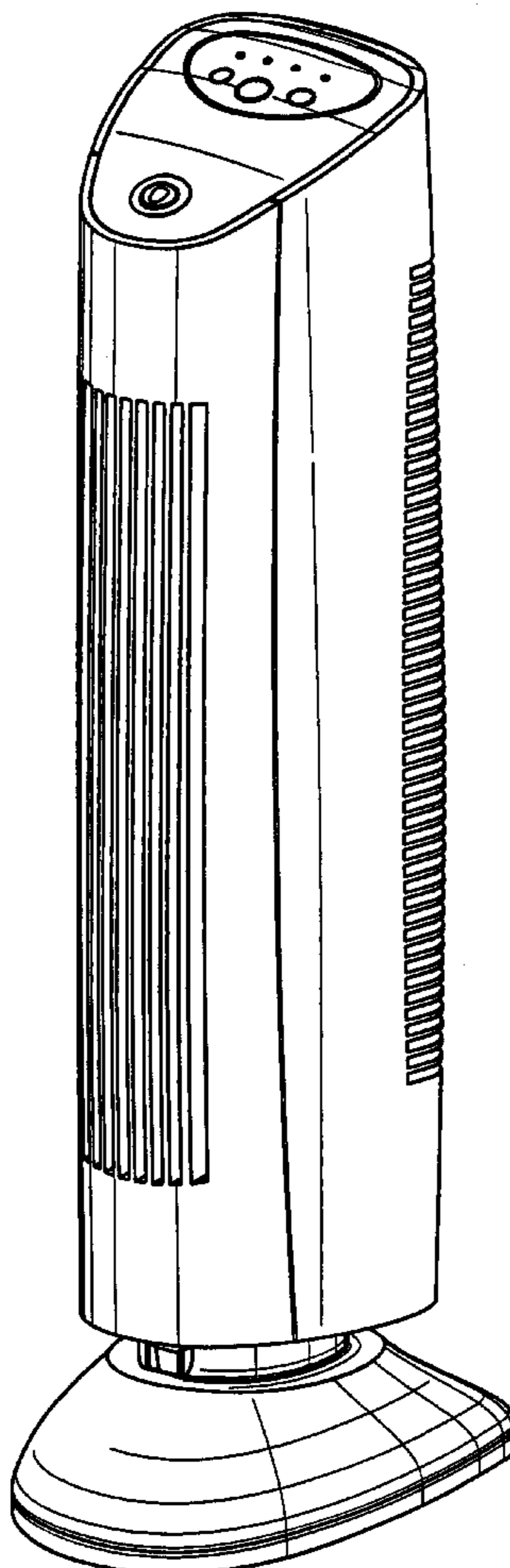
FIG. 5 is a right side view of the air purifier shown in FIG.

1; and,

FIG. 6 is a top end view of the air purifier shown in FIG. 1.

The bottom is flat and lacks ornamentation.

**1 Claim, 5 Drawing Sheets**



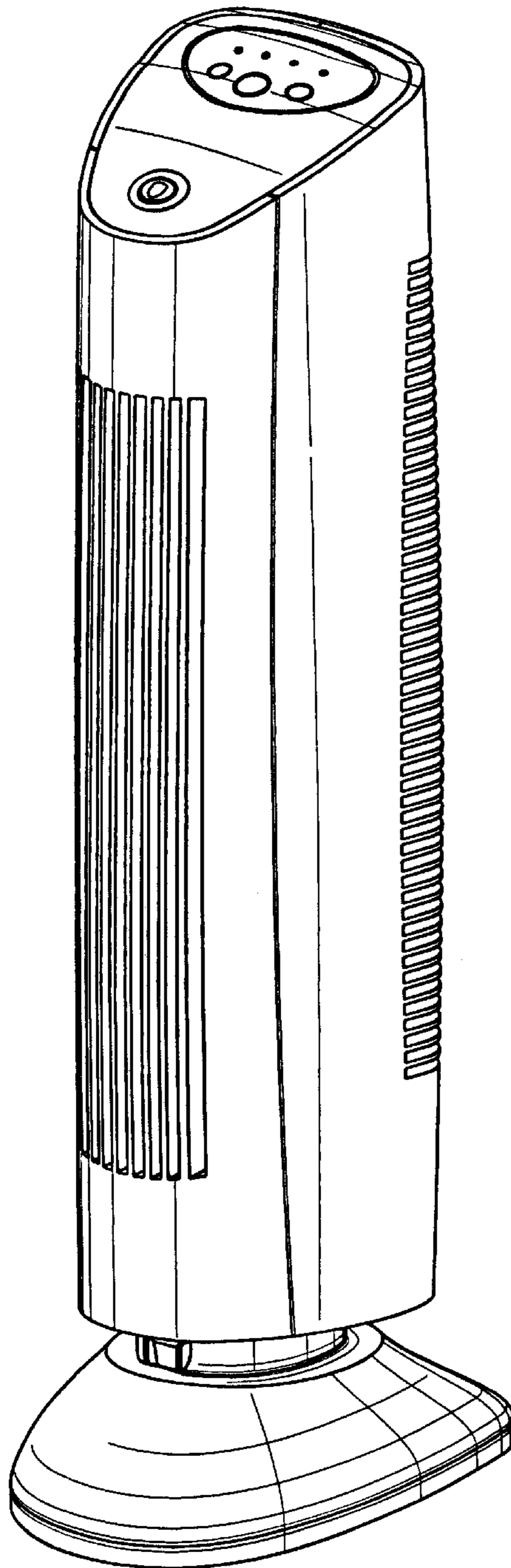


FIG. 1

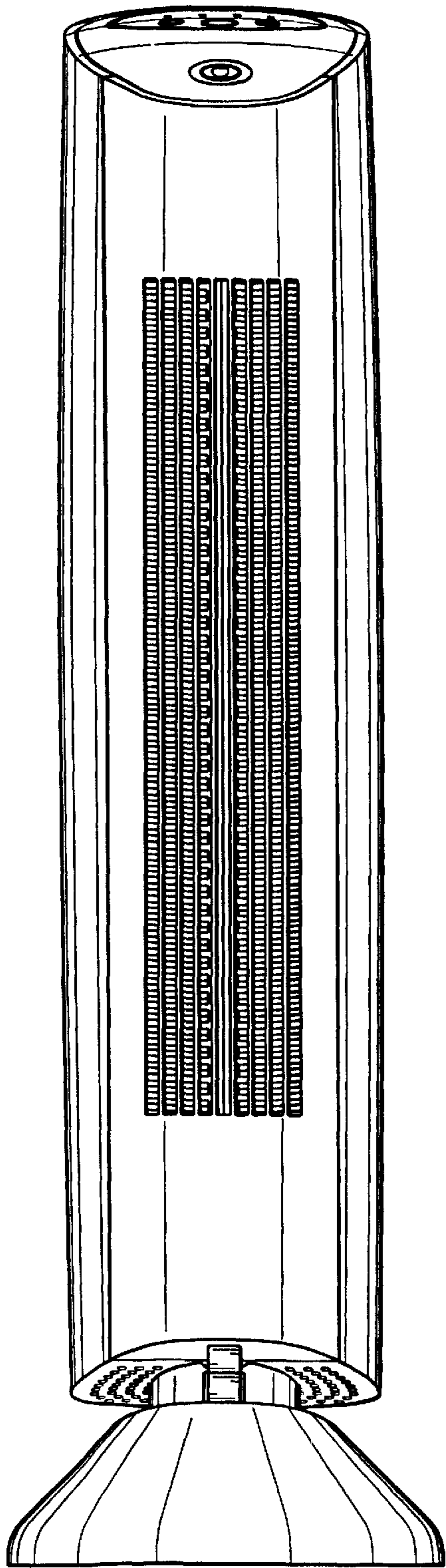


FIG. 2




FIG. 3

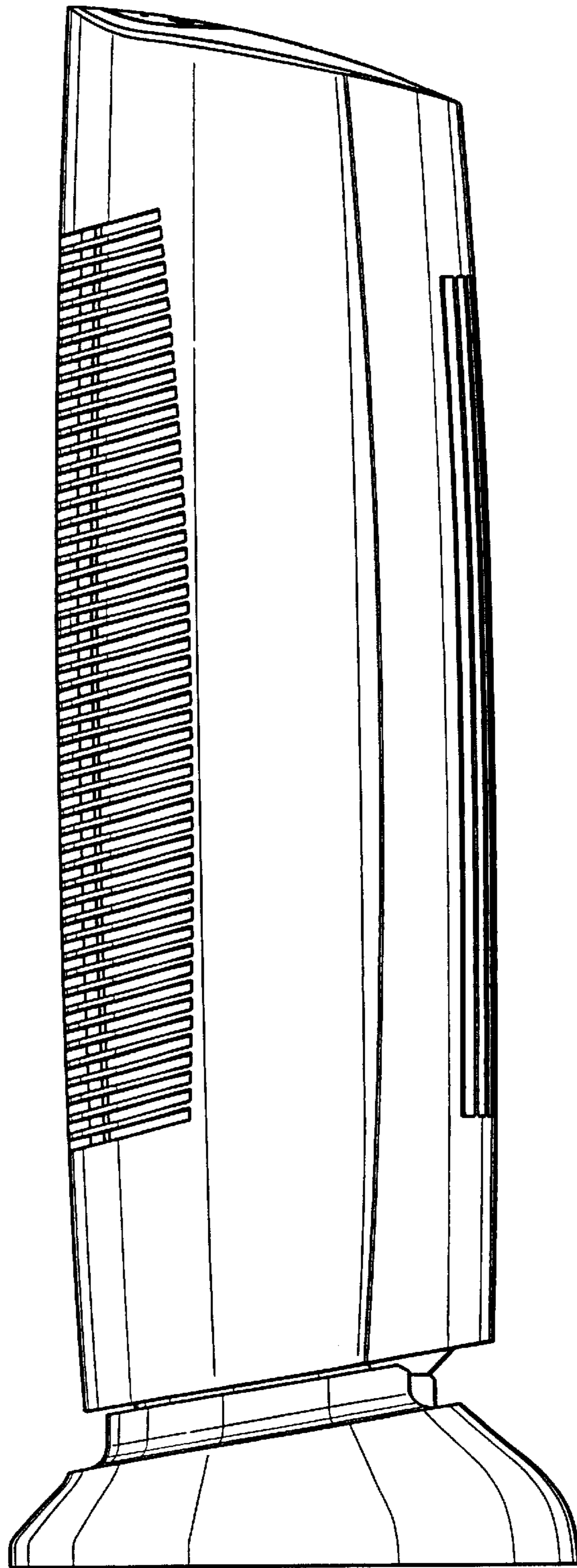


FIG. 4

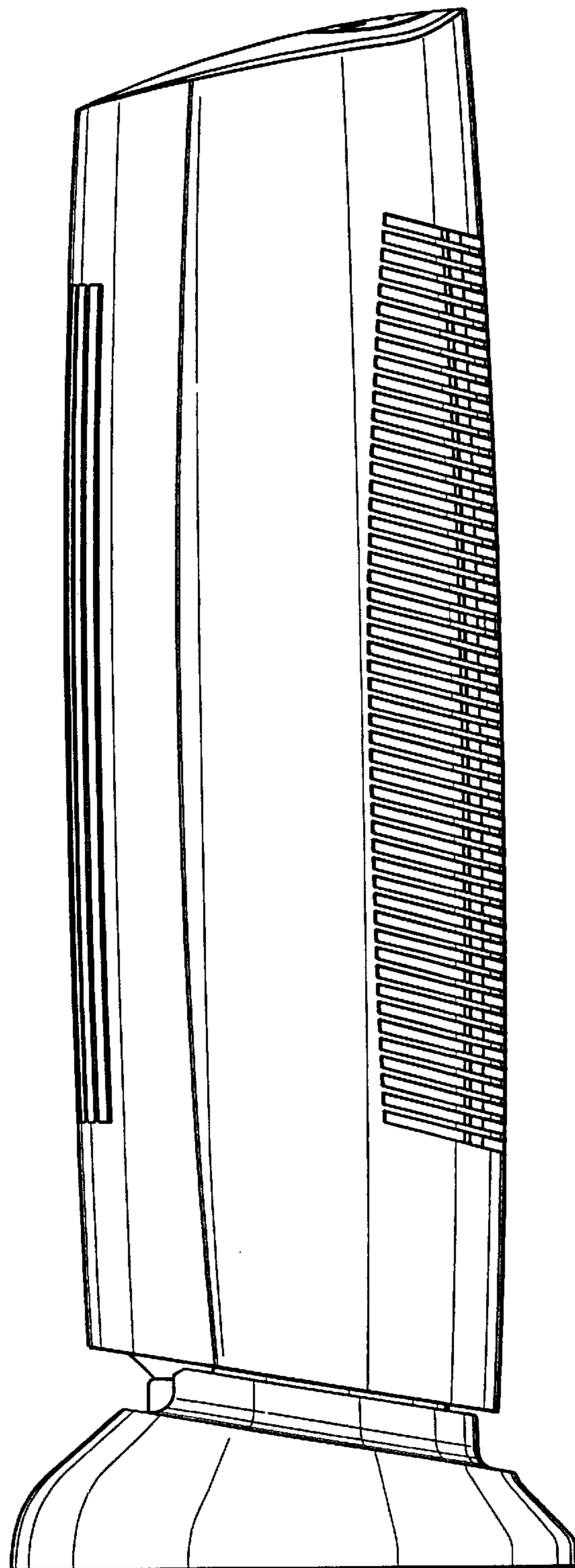


FIG. 5

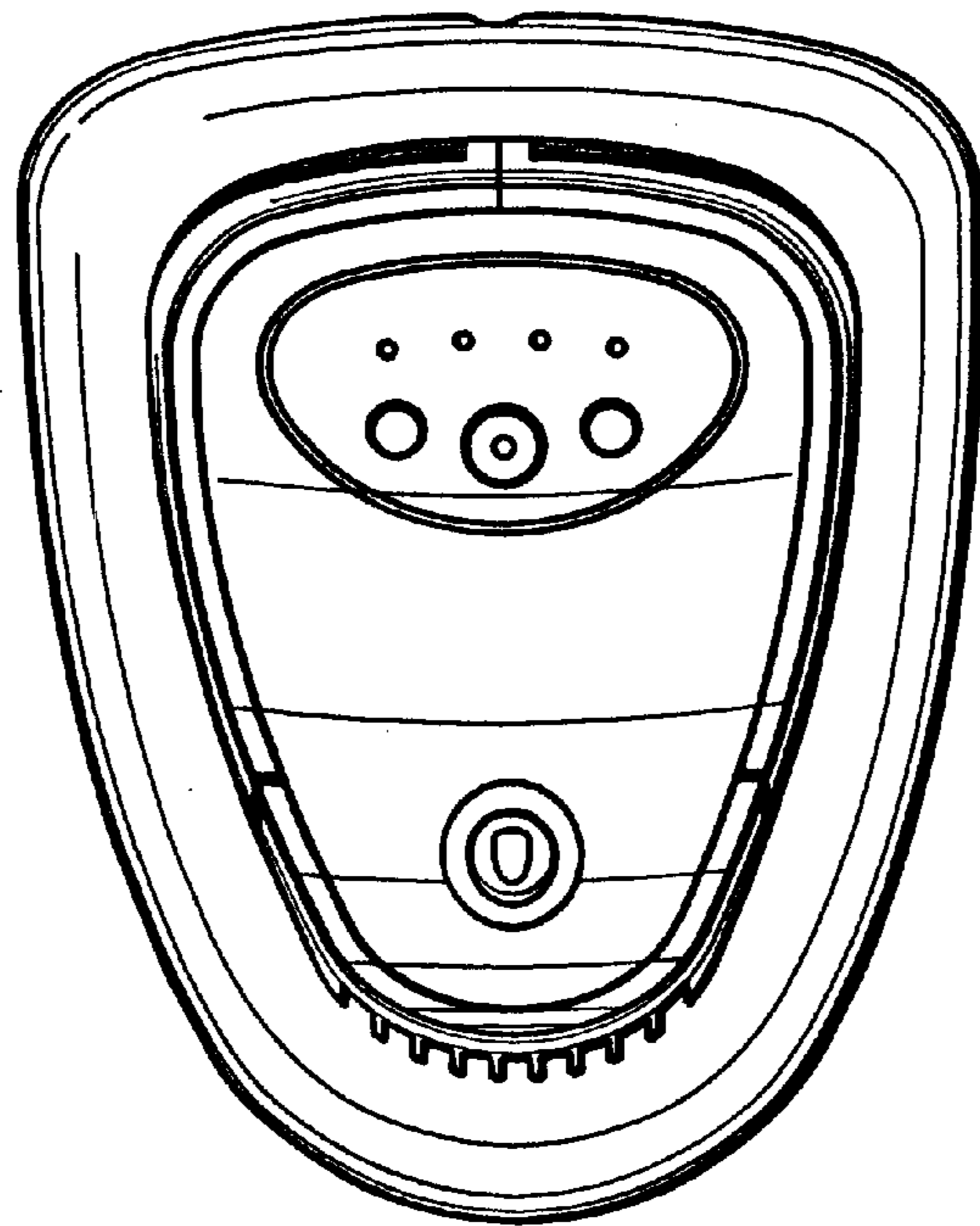


FIG. 6