



US00D529152S

(12) **United States Design Patent**
Benjamin et al.

(10) **Patent No.:** **US D529,152 S**

(45) **Date of Patent:** **** Sep. 26, 2006**

(54) **TOILET SEAT HAVING SPECIALIZED HANDLE**

(76) Inventors: **Alan Benjamin**, 5933 Rod Ave., Woodland, CA (US) 91367; **Todd Stoutenborough**, 420 Alta Vista Way, Laguna Beach, CA (US) 92627

(**) Term: **14 Years**

(21) Appl. No.: **29/239,012**

(22) Filed: **Sep. 23, 2005**

(51) **LOC (8) Cl.** **23-02**

(52) **U.S. Cl.** **D23/311**

(58) **Field of Classification Search** D23/303, D23/309, 311-312; 4/485-486, 217, 234, 4/237-329, 424.1, 246.1, 246.3, 661, DIG. 6, 4/DIG. 9

See application file for complete search history.

(56) **References Cited**

U.S. PATENT DOCUMENTS

D314,424 S * 2/1991 Davenport et al. D23/311

D352,773 S * 11/1994 Haleschuk D23/311
D421,491 S * 3/2000 Hewitt D23/311
D500,846 S * 1/2005 Williams D23/311
D514,672 S * 2/2006 Davis D23/311

* cited by examiner

Primary Examiner—Robert A. Delehanty

(74) *Attorney, Agent, or Firm*—Stockwell & Smedley, PSC

(57) **CLAIM**

The ornamental design for a toilet seat having specialized handle, as shown and described.

DESCRIPTION

FIG. 1 is a front perspective view of a toilet seat having specialized handle, showing our new design;
FIG. 2 is a top plan view thereof;
FIG. 3 is a bottom plan view thereof;
FIG. 4 is a front elevational view thereof;
FIG. 5 is a rear elevational view thereof;
FIG. 6 is a left side elevational view thereof; and,
FIG. 7 is a right side elevational view thereof.

1 Claim, 1 Drawing Sheet

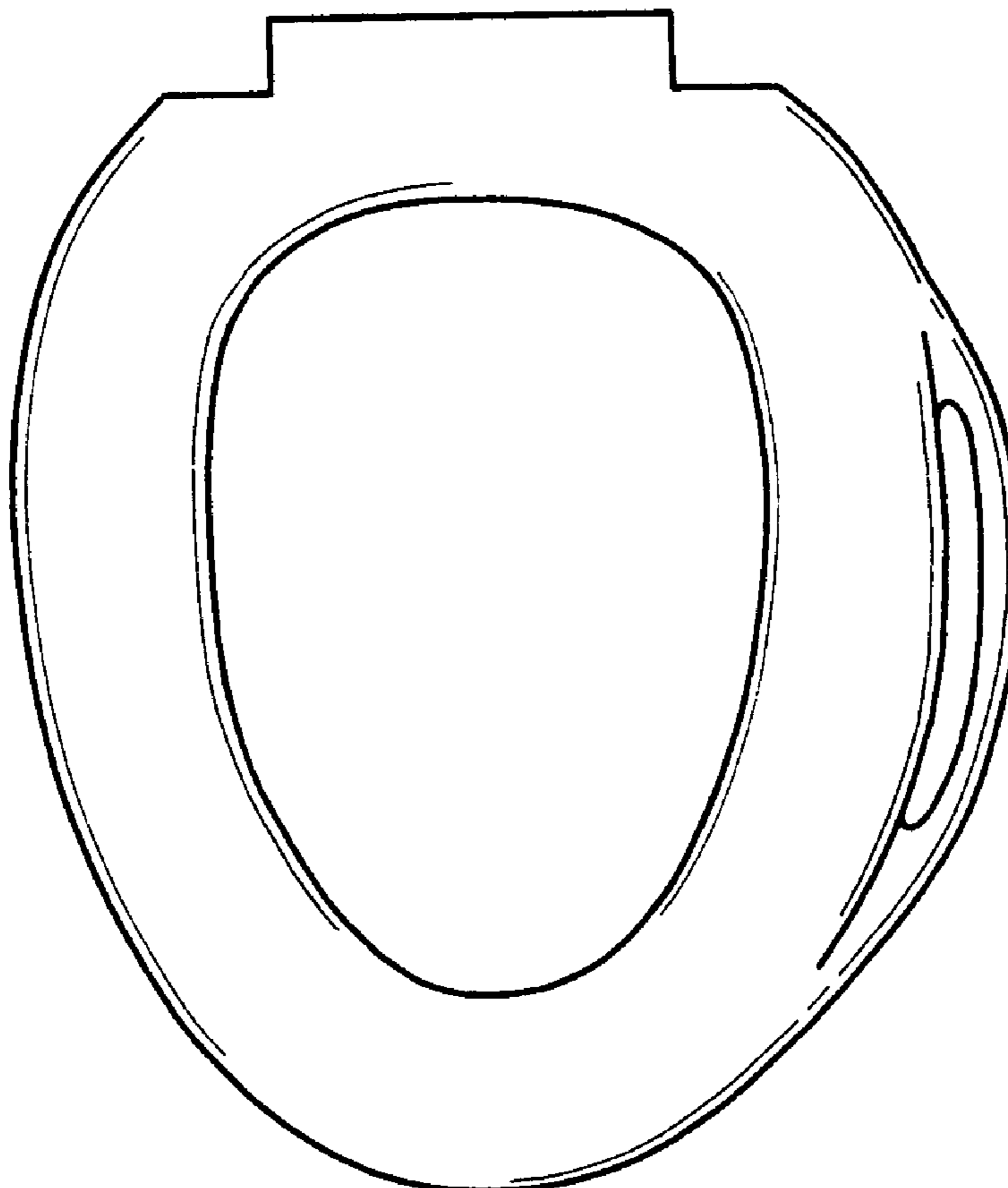


FIG. 1

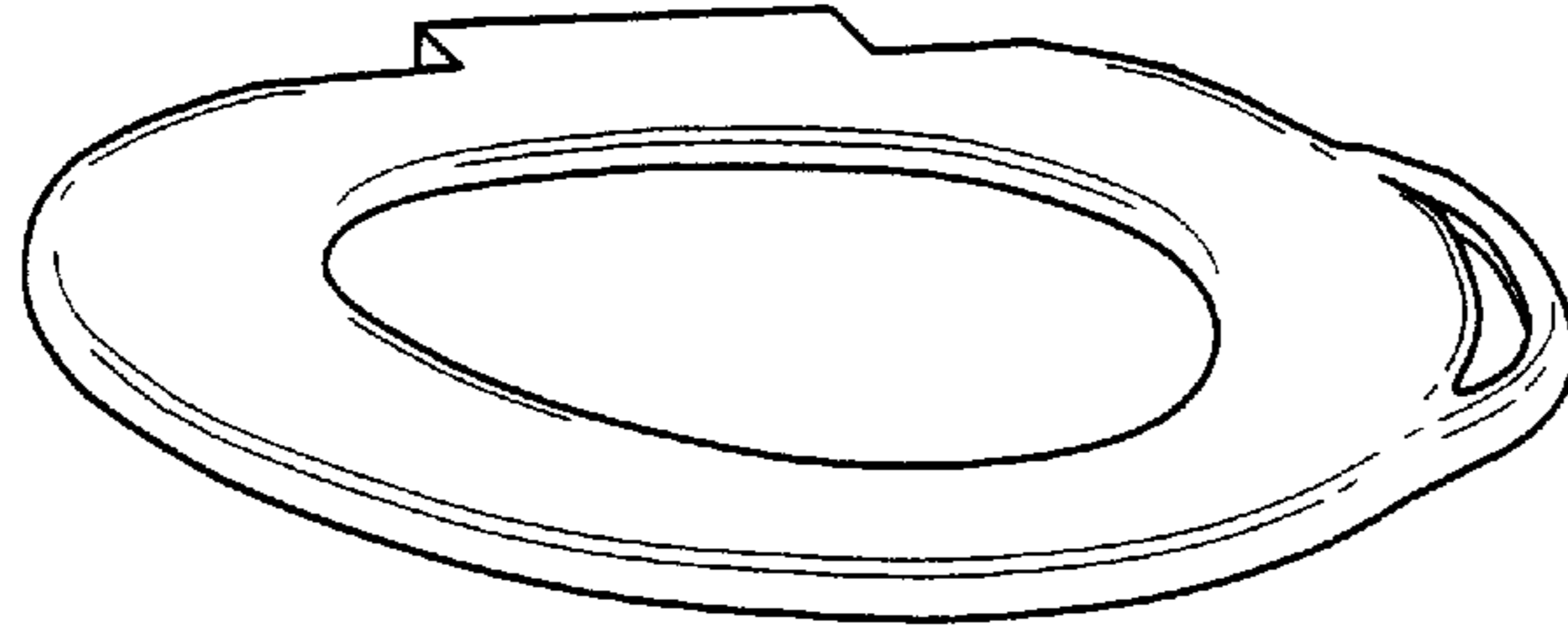


FIG. 2

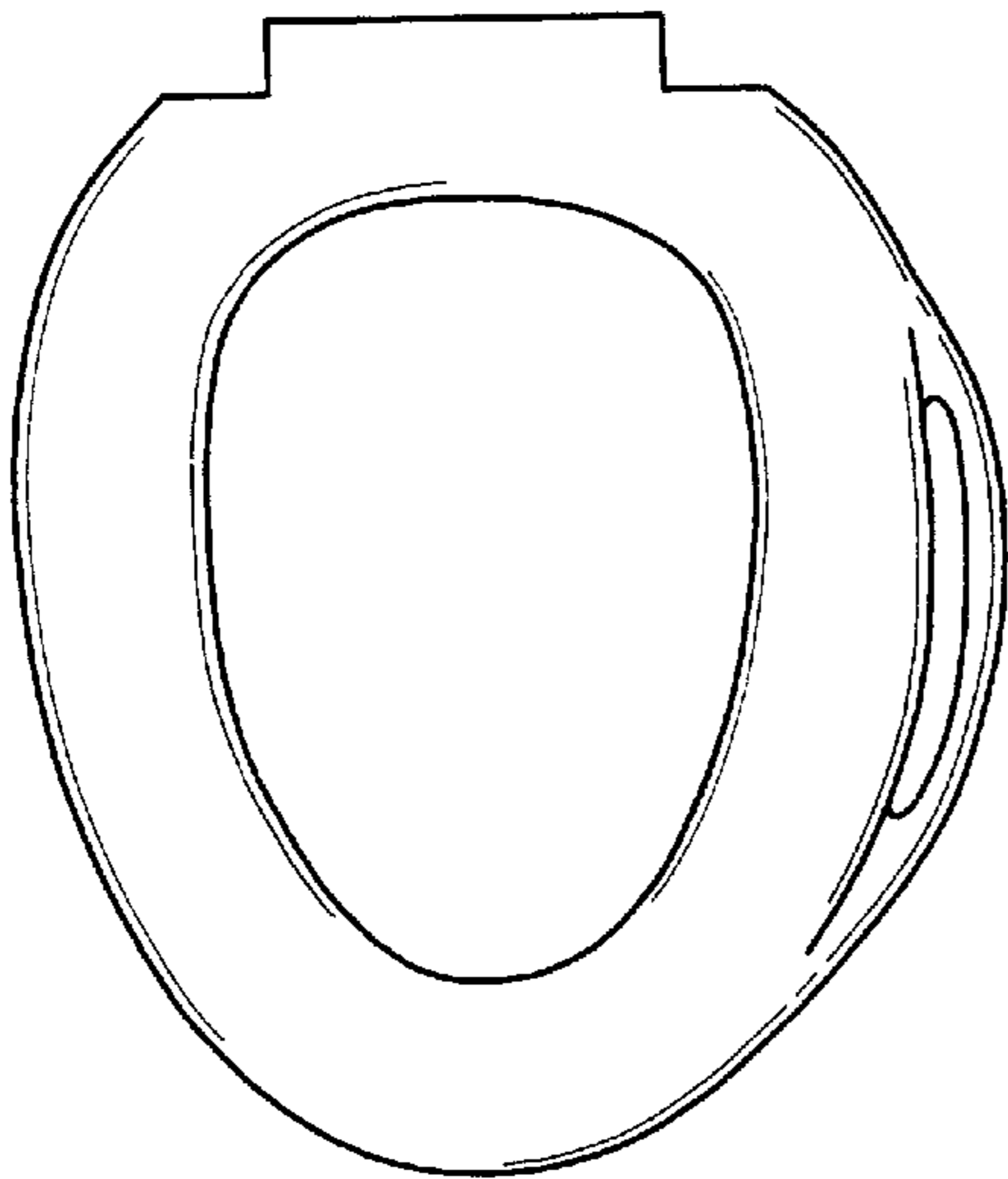


FIG. 3

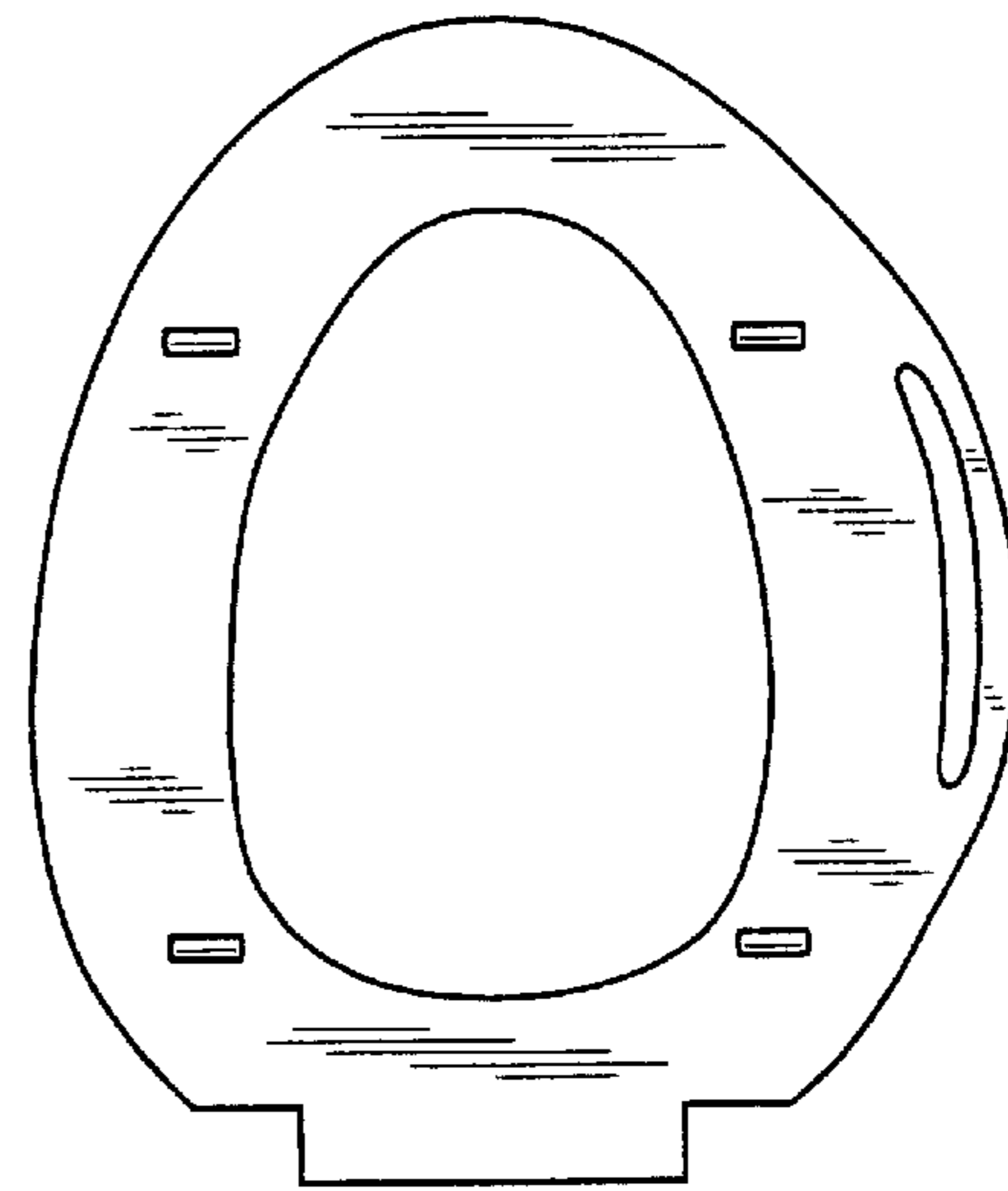


FIG. 4



FIG. 5




FIG. 6




FIG. 7

