

US00D529114S

(12) **United States Design Patent**  
**Madore**

(10) **Patent No.:** **US D529,114 S**

(45) **Date of Patent:** **\*\* Sep. 26, 2006**

(54) **PORTION OF A GOLF CLUB HEAD**

D329,677 S 9/1992 Antonious  
D330,926 S 11/1992 Antonious  
D332,478 S 1/1993 Antonious

(75) Inventor: **Carl L. Madore**, Portland, OR (US)

(73) Assignee: **Nike, Inc.**, Beaverton, OR (US)

(\*\*) Term: **14 Years**

(21) Appl. No.: **29/255,381**

(22) Filed: **Mar. 8, 2006**

**Related U.S. Application Data**

(63) Continuation of application No. 29/207,006, filed on Jun. 8, 2004.

(51) **LOC (8) Cl.** ..... **21-02**

(52) **U.S. Cl.** ..... **D21/759**

(58) **Field of Classification Search** ..... D21/747-751,  
D21/759; 473/324-331, 350

See application file for complete search history.

(56) **References Cited**

**U.S. PATENT DOCUMENTS**

572,436 A	12/1896	Mills
4,938,470 A	7/1990	Antonious
D318,703 S	7/1991	Shearer
D319,091 S	8/1991	Antonious
D319,858 S	9/1991	Antonious
D327,521 S	6/1992	Antonious
D327,522 S	6/1992	Antonious
D328,483 S	8/1992	Antonious
D329,265 S	9/1992	Antonious
D329,482 S	9/1992	Antonious
D329,676 S	9/1992	Antonious

(Continued)

**OTHER PUBLICATIONS**

Golfsmith Clubmaking Catalog 1999, pp. 9 and 31, dated 1999.

Edwin Watts Golf Catalog Holiday 2000, p. 22, dated Holiday 2000.

Edwin Watts Golf Catalog Spring 2002, pp. 32 and 68, dated Spring 2002.

Edwin Watts Golf Catalog Spring 2004, p. 5, dated Spring 2004.

*Primary Examiner*—Mitchell Siegel

(74) *Attorney, Agent, or Firm*—Banner & Witcoff, Ltd.

(57) **CLAIM**

The ornamental design for a portion of a golf club head, as shown and described.

**DESCRIPTION**

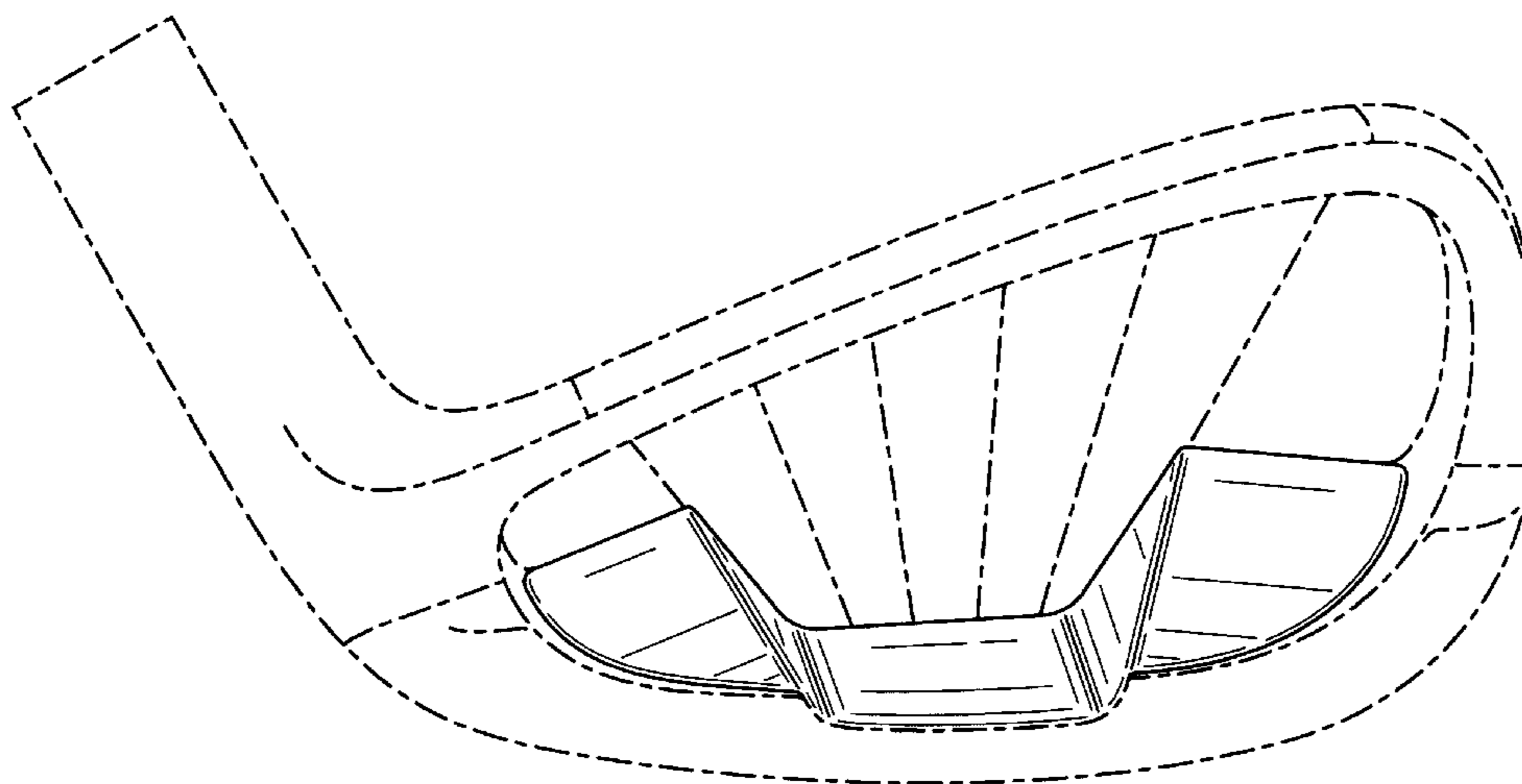
FIG. 1 is an elevational view of a golf club head showing my new design;

FIG. 2 is a first perspective view thereof; and,

FIG. 3 is a second perspective view thereof.

The broken line immediately adjacent to the shaded area forms an unclaimed boundary of the design. The broken line showing of the remainder of the golf club head is for illustrative purposes only and forms no part of the claimed design.

**1 Claim, 3 Drawing Sheets**



# US D529,114 S

Page 2

---

## U.S. PATENT DOCUMENTS

D336,758 S	6/1993	Jossey	D428,635 S	7/2000	Nagai et al.	
D355,234 S	2/1995	MacNally et al.	D435,278 S	12/2000	Reed et al.	
5,595,552 A	1/1997	Wright et al.	6,379,262 B1	4/2002	Boone	
D379,393 S	5/1997	Kubica et al.	6,416,422 B1	7/2002	Nagai et al.	
D383,820 S	9/1997	Watanabe	6,454,665 B1	9/2002	Antonious	
D386,550 S	11/1997	Wright et al.	D464,387 S	10/2002	Rollinson et al.	
D387,113 S	12/1997	Burrows	D464,693 S	10/2002	Rollinson et al.	
D387,405 S	12/1997	Solheim et al.	D474,822 S	5/2003	Cleveland et al.	
5,695,411 A	12/1997	Wright et al.	6,746,343 B1	6/2004	Yoneyama	
D392,356 S	3/1998	Burrows	D500,825 S *	1/2005	Madore .....	D21/759
D401,652 S	11/1998	Burrows	D501,237 S *	1/2005	Madore .....	D21/759
D406,294 S	3/1999	Burrows	D512,475 S *	12/2005	Madore .....	D21/759
D411,272 S	6/1999	Burrows	2001/0001774 A1	5/2001	Antonious	
D428,634 S	7/2000	Nagai et al.	2003/0144080 A1	7/2003	Yoneyama	

\* cited by examiner

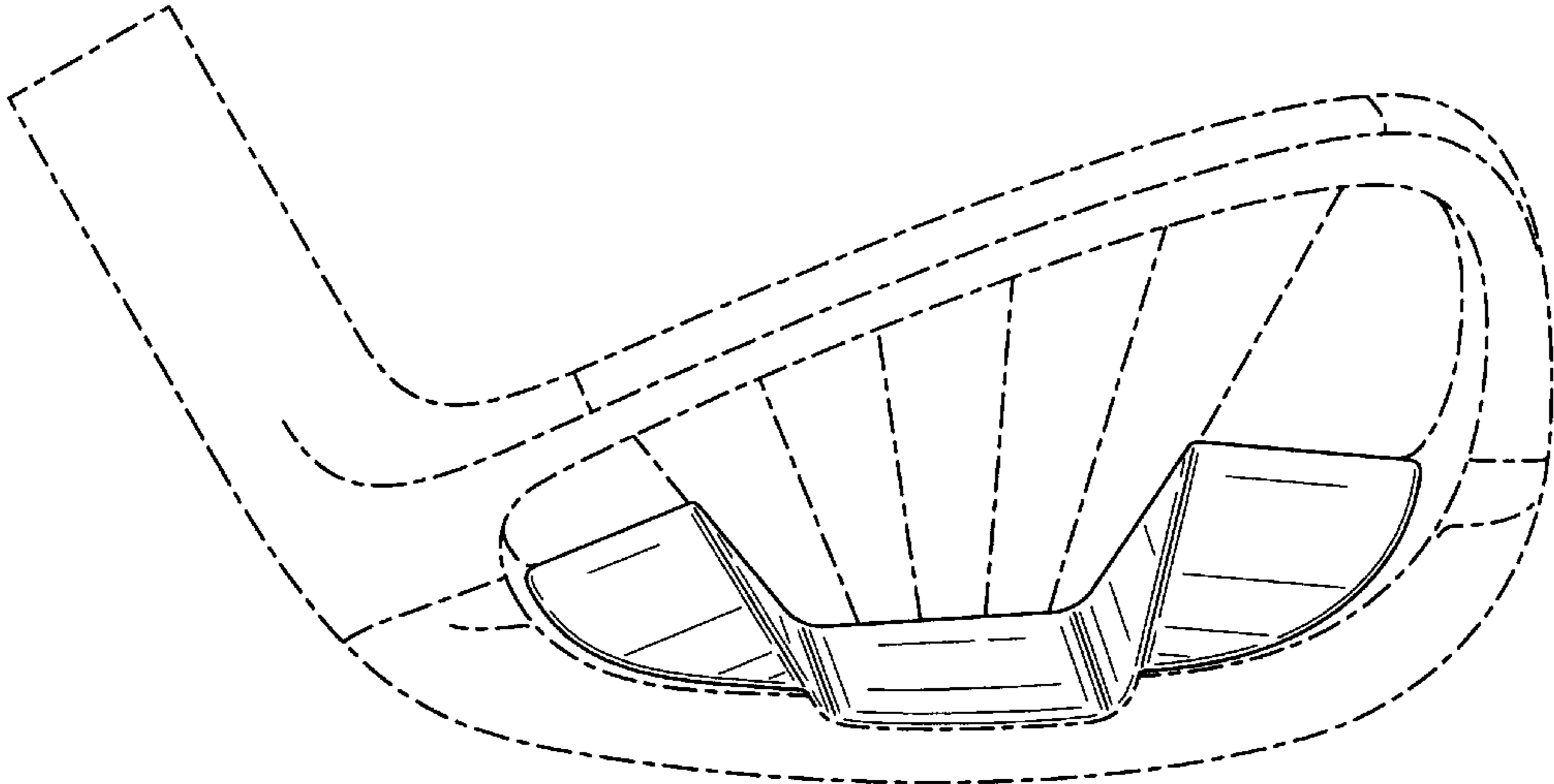


FIG. 1

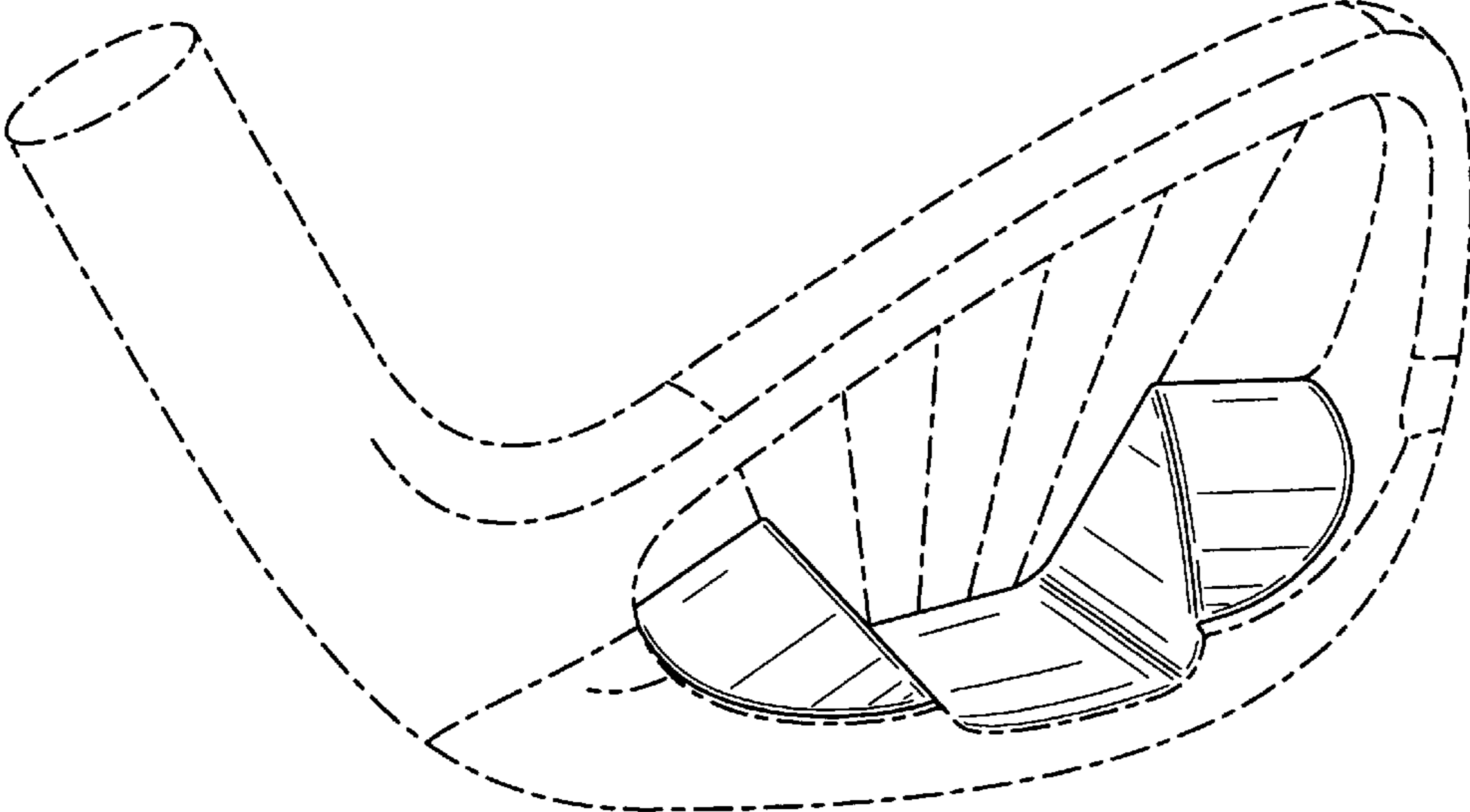


FIG. 2

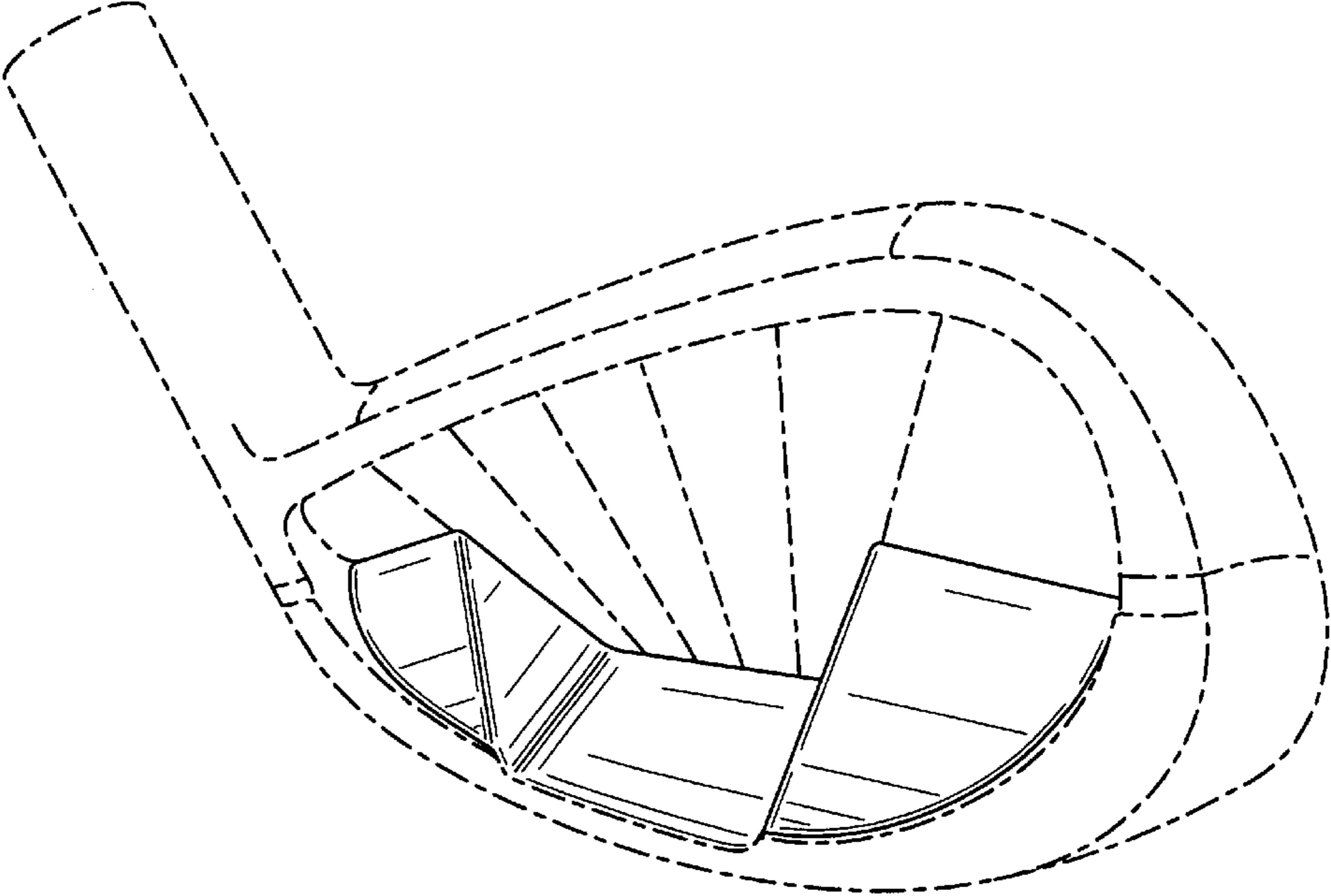


FIG. 3