



US00D529113S

(12) **United States Design Patent**  
**Chen**

(10) **Patent No.:** **US D529,113 S**

(45) **Date of Patent:** **\*\* Sep. 26, 2006**

(54) **GOLF PUTTER HEAD COVER**

(75) Inventor: **Xiaojian Chen**, Phoenix, AZ (US)

(73) Assignee: **Karsten Manufacturing Corporation**,  
Phoenix, AZ (US)

(\*\*) Term: **14 Years**

(21) Appl. No.: **29/234,505**

(22) Filed: **Jul. 18, 2005**

(51) **LOC (8) Cl.** ..... **21-02**

(52) **U.S. Cl.** ..... **D21/754**

(58) **Field of Classification Search** ..... D21/754;  
150/160; 206/315.2, 315.9, 315.4

See application file for complete search history.

(56) **References Cited**

**U.S. PATENT DOCUMENTS**

4,667,716 A	5/1987	Solheim	
6,321,805 B1	11/2001	Suggs	
D484,210 S	* 12/2003	Oldknow et al.	..... D21/754
D485,879 S	* 1/2004	Cameron et al.	..... D21/754
D508,101 S	* 8/2005	Chen et al.	..... D21/754

\* cited by examiner

*Primary Examiner*—Mitchell Siegel

(74) *Attorney, Agent, or Firm*—Darrell F. Marquette

(57) **CLAIM**

The ornamental design for a golf putter head cover, as shown and described.

**DESCRIPTION**

FIG. 1 is a perspective view of a golf putter head cover showing my new design;

FIG. 2 is a top view of the golf putter head cover shown in FIG. 1;

FIG. 3 is a front elevational view of the golf putter head cover shown in FIG. 1;

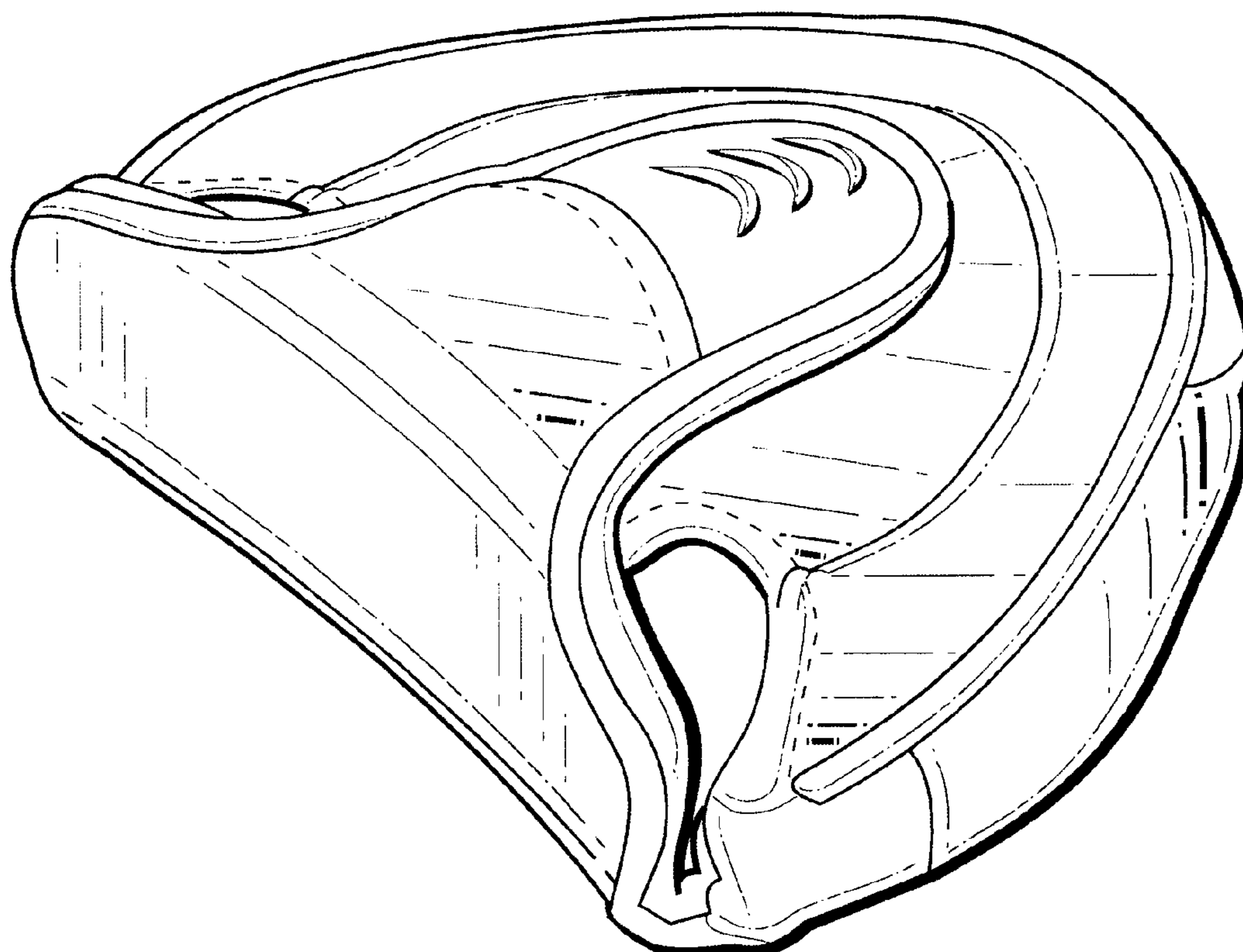
FIG. 4 is a rear elevational view of the golf putter head cover shown in FIG. 2;

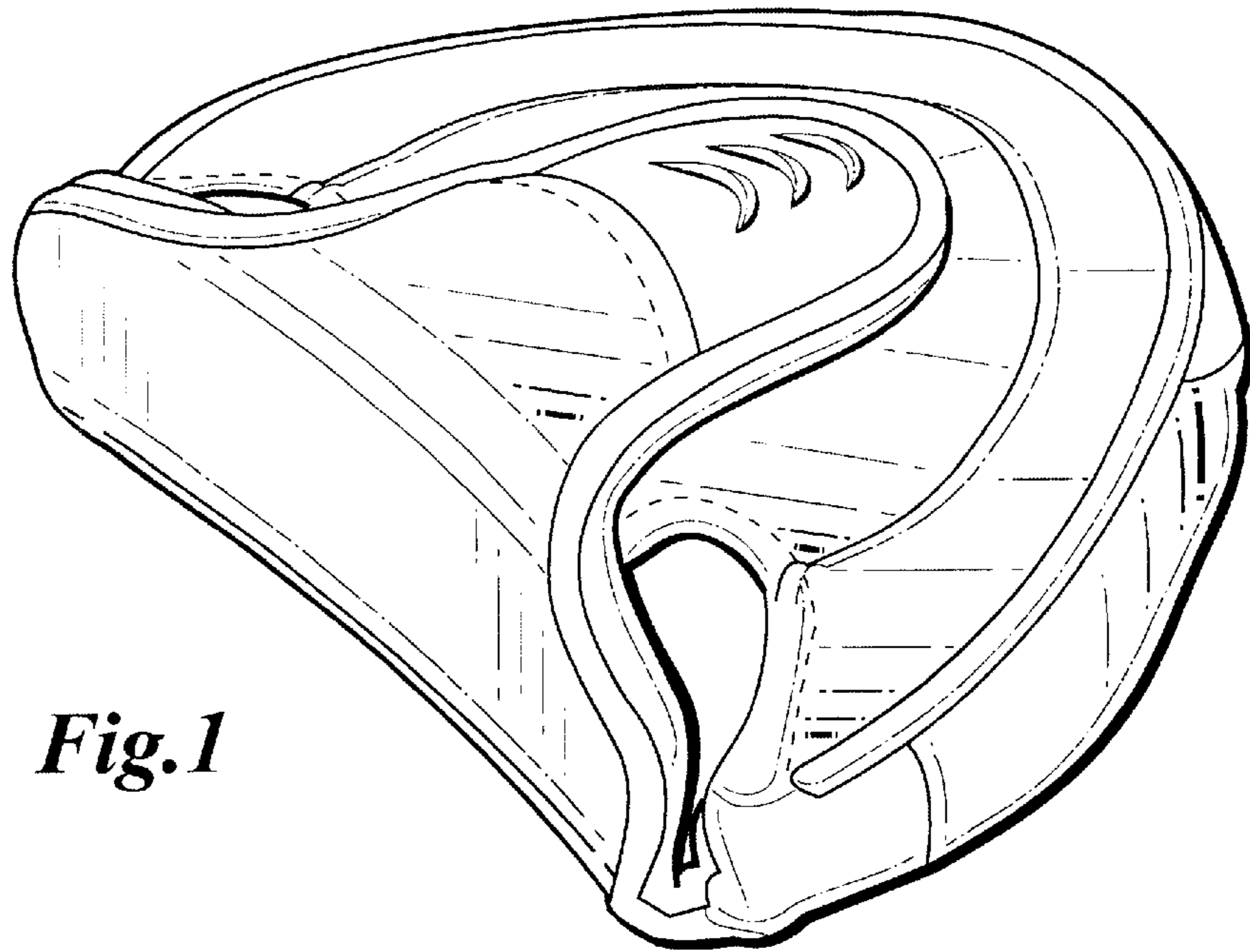
FIG. 5 is a side view of the golf putter head cover taken from the right in FIG. 2;

FIG. 6 is a bottom view of the golf putter head cover shown in FIG. 1; and,

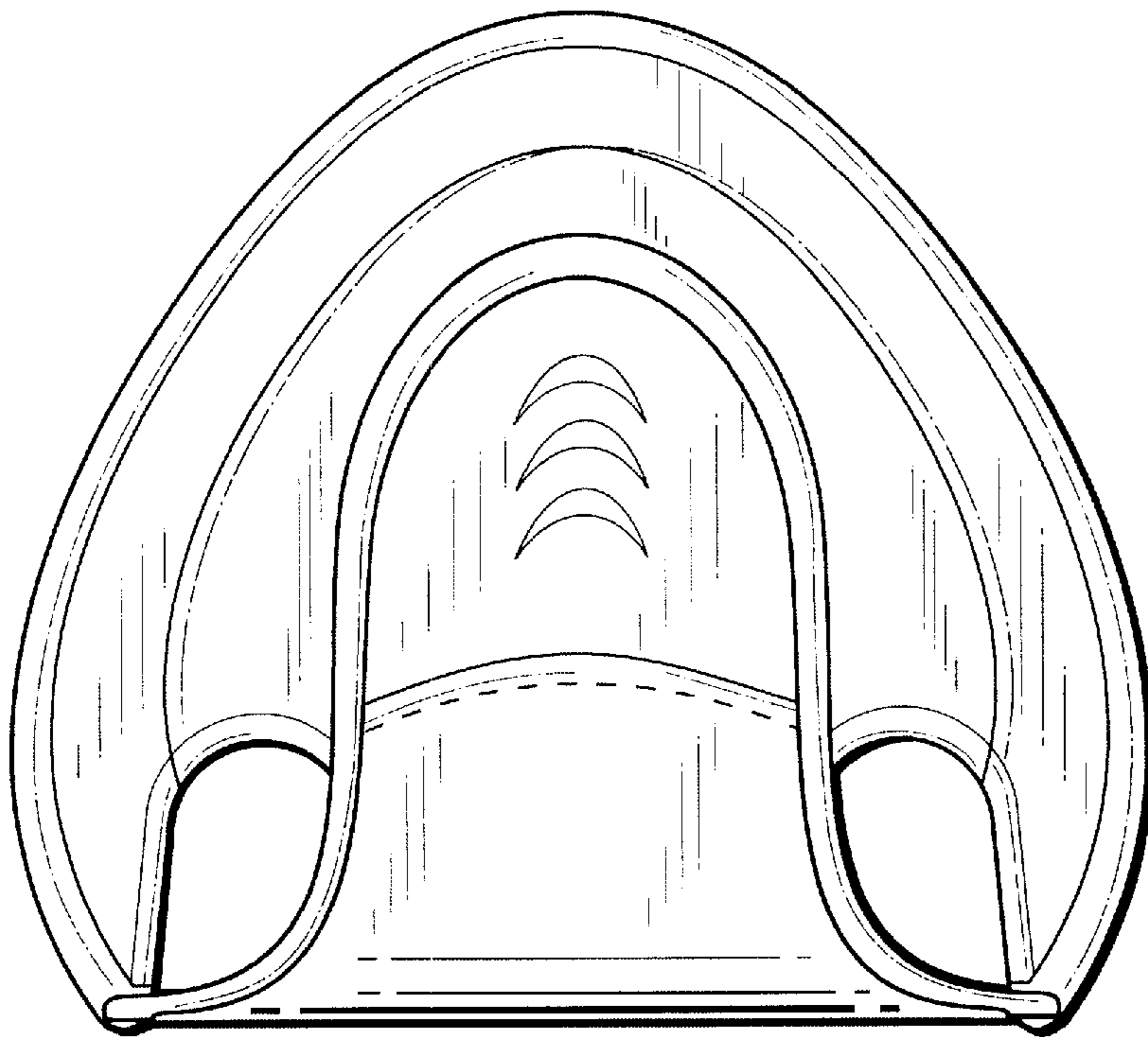
FIG. 7 is an opposite side view of the golf putter head cover taken from the left in FIG. 6.

**1 Claim, 2 Drawing Sheets**







*Fig. 1*




*Fig. 2*



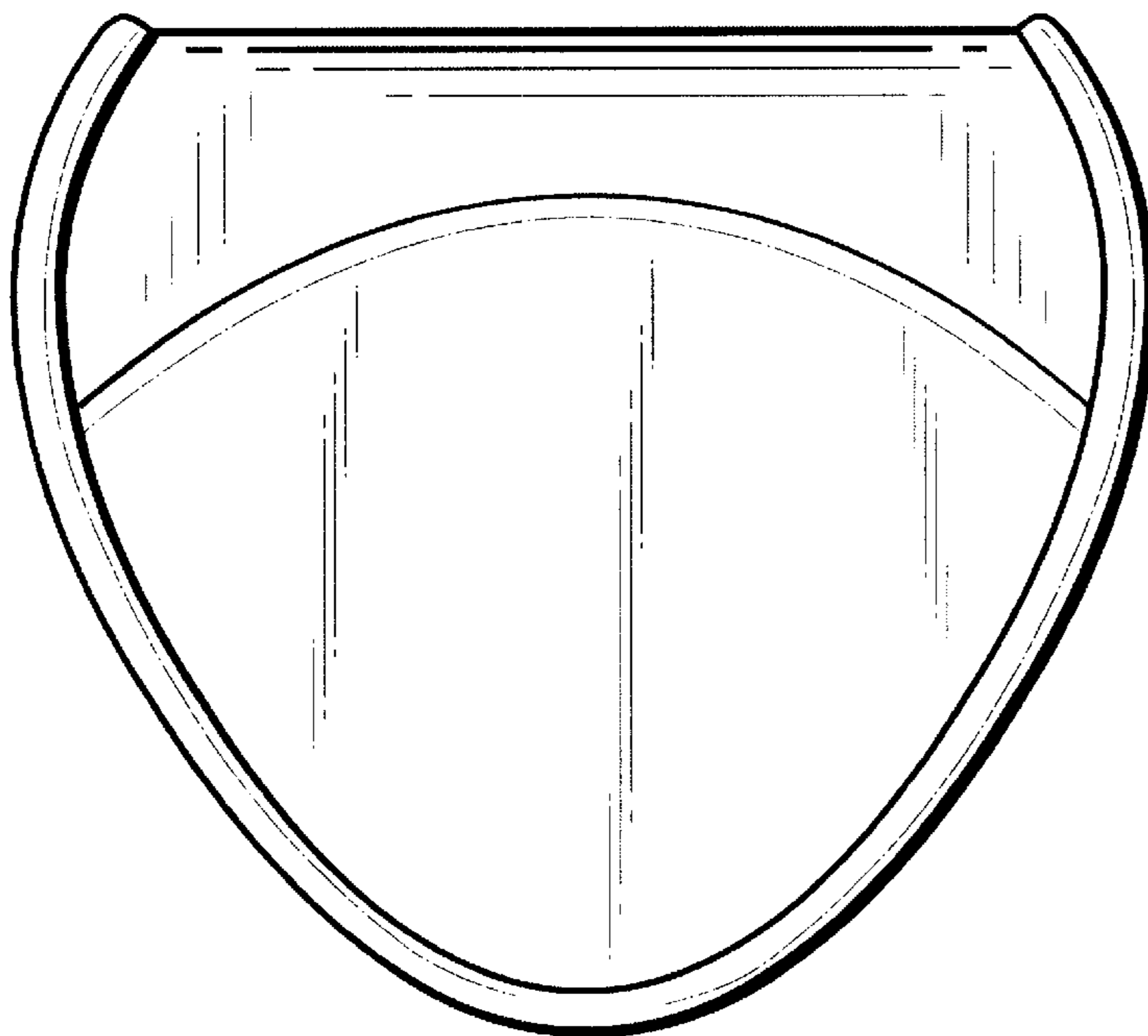
*Fig. 3*




*Fig. 4*



*Fig. 5*



*Fig. 6*



*Fig. 7*