

US00D529100S

(12) **United States Design Patent**
Fischer

(10) **Patent No.:** **US D529,100 S**

(45) **Date of Patent:** **** Sep. 26, 2006**

(54) **GAMING TABLET**

(75) **Inventor:** **Paul J. Fischer**, Louisville, KY (US)

(73) **Assignee:** **Earthquake Productions LLC**,
Louisville, KY (US)

(**) **Term:** **14 Years**

(21) **Appl. No.:** **29/207,939**

(22) **Filed:** **Jun. 21, 2004**

(51) **LOC (8) Cl.** **21-03**

(52) **U.S. Cl.** **D21/369; D21/396**

(58) **Field of Classification Search** D6/406.3,
D6/511, 601; D21/334, 369, 396-397, 780;
273/274, 292, 309, 499

See application file for complete search history.

(56) **References Cited**

U.S. PATENT DOCUMENTS

D199,128 S	*	9/1964	Madsen	D21/780
D207,713 S	*	5/1967	Sullivan	D6/511
3,702,797 A		11/1972	Cochran, II		
4,799,054 A		1/1989	House		
5,082,116 A		1/1992	Schanne		
5,098,107 A	*	3/1992	Boylan et al.	273/292
5,149,582 A		9/1992	LaMarca, II et al.		
5,217,781 A		6/1993	Kuipers		
D365,853 S	*	1/1996	Zadro	D21/369
5,496,038 A	*	3/1996	Kangsanaraks	273/292
5,678,821 A		10/1997	Hedman		
D387,391 S	*	12/1997	Jones et al.	D21/397
5,776,585 A		7/1998	Fukuhara et al.		
5,911,418 A	*	6/1999	Adams	273/292
D414,634 S	*	10/1999	Smith et al.	D6/511
6,065,753 A	*	5/2000	Morosky	273/292
6,070,873 A	*	6/2000	Perkins	273/292

D440,798 S	*	4/2001	Kuhlman et al.	D6/511
6,234,485 B1	*	5/2001	Perkins	273/292
D448,054 S	*	9/2001	Dominguez	D21/397
D452,627 S	*	1/2002	Petri	D6/511
D455,024 S	*	4/2002	Mimick et al.	D6/406.3
6,386,973 B1	*	5/2002	Yoseloff	273/274
6,439,573 B1	*	8/2002	Sklar	273/292
6,467,771 B1	*	10/2002	deKeller	273/274
6,644,695 B1		11/2003	O'Malley		
6,651,985 B1		11/2003	Sines et al.		
6,703,329 B1		3/2004	Principe		
6,723,668 B1		4/2004	Principe		
2002/0063389 A1		5/2002	Breeding et al.		
2004/0051247 A1	*	3/2004	Phillips	273/274

* cited by examiner

Primary Examiner—Sandra L. Morris

(74) *Attorney, Agent, or Firm*—James E. Cole; Middleton Reutlinger

(57) **CLAIM**

The ornamental design for a gaming tablet, as shown and described.

DESCRIPTION

FIG. 1 is a perspective view of a gaming tablet showing the design;

FIG. 2 is a top view of the gaming tablet of FIG. 1.


FIG. 3 is a front view of the gaming tablet of FIG. 1;

FIG. 4 is a right side view of the luminaire of FIG. 1. The view taken from the opposite side is a mirror image of this view and, therefore, has been omitted; and,

FIG. 5 is a bottom view of the gaming tablet of FIG. 1.

The broken line showing environmental structure is for illustrative purposes only and forms no part of the claimed design.

1 Claim, 5 Drawing Sheets






FIG. 1

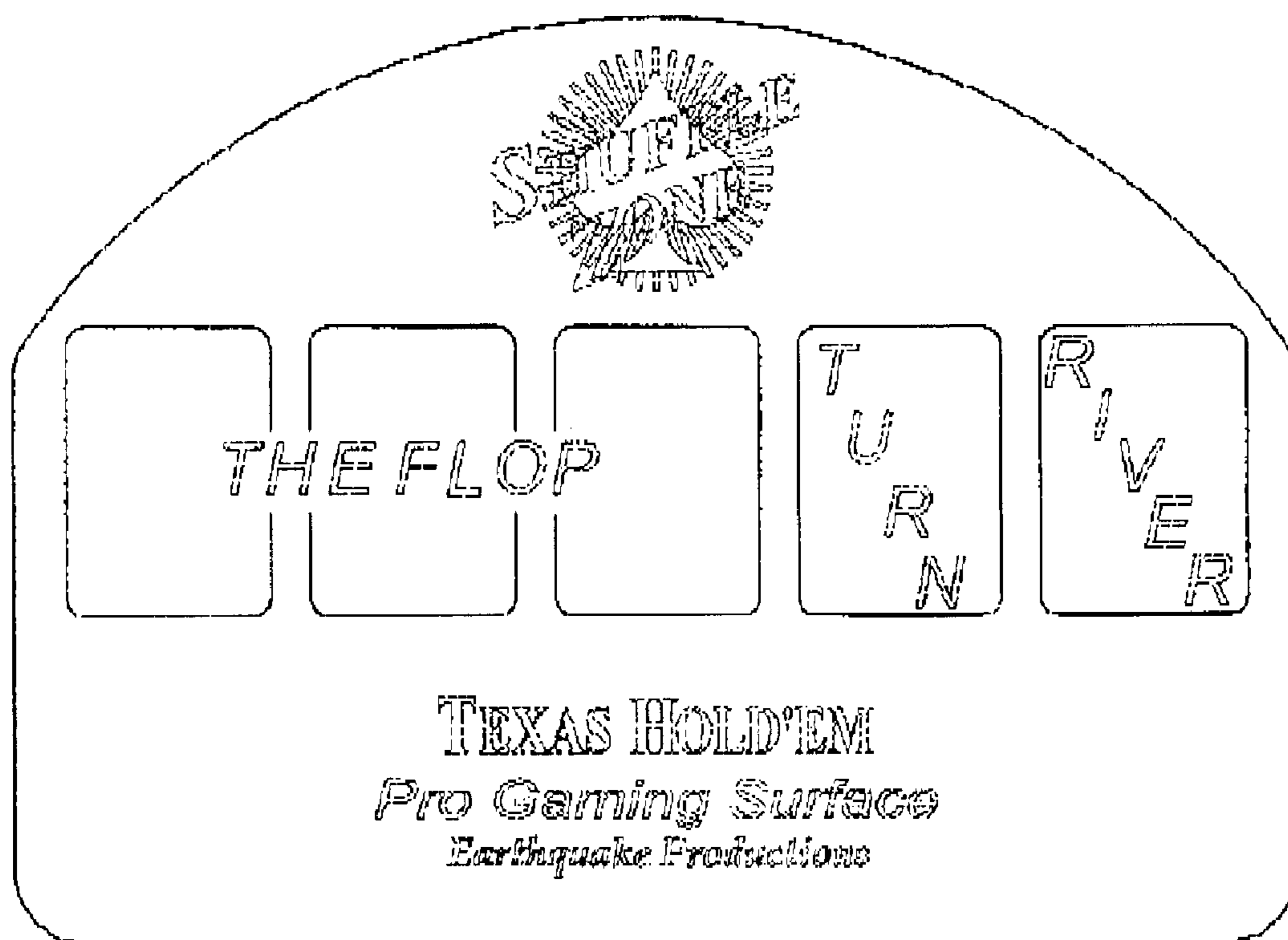


FIG. 2



FIG. 3



FIG. 4

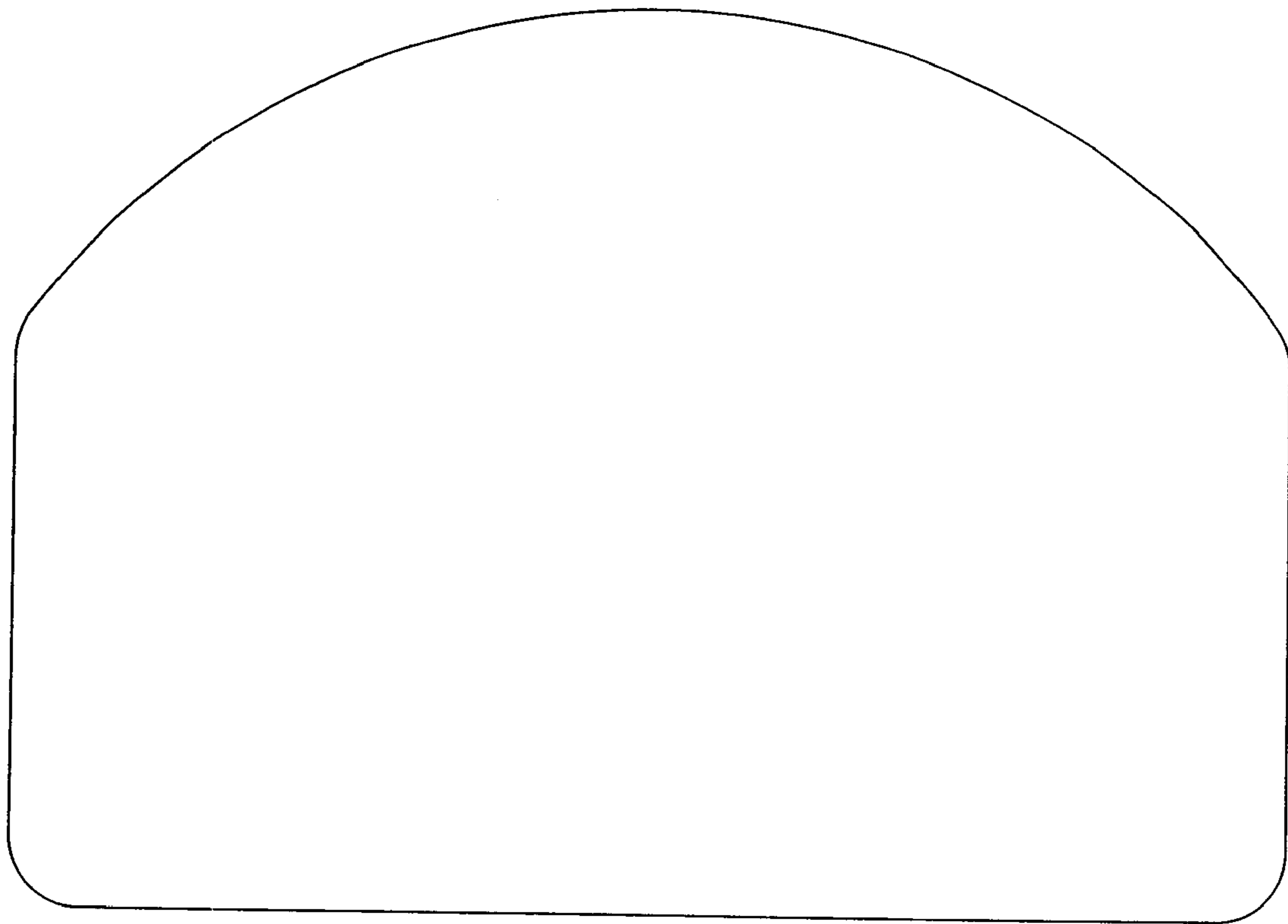


FIG. 5