



US00D529087S

(12) **United States Design Patent**  
**Dixon**

(10) **Patent No.:** **US D529,087 S**

(45) **Date of Patent:** **\*\* Sep. 26, 2006**

(54) **RING BINDER**

(75) Inventor: **Steve Dixon**, Pfalzgrafenweiler (DE)

(73) Assignee: **Karl Storz GmbH & Co. KG** (DE)

(\*\*) Term: **14 Years**

(21) Appl. No.: **29/220,091**

(22) Filed: **Dec. 23, 2004**

(30) **Foreign Application Priority Data**

Jun. 25, 2004 (EM) ..... 000195748

(51) **LOC (8) Cl.** ..... **19-04**

(52) **U.S. Cl.** ..... **D19/27**

(58) **Field of Classification Search** ..... D19/26-33;  
281/15.1, 19.1, 21.1, 22, 27.1, 27.2, 27.3,  
281/29, 38, 51; 283/63.1, 64; 402/3, 4, 19,  
402/31, 34-43, 73-75

See application file for complete search history.

(56) **References Cited**

**U.S. PATENT DOCUMENTS**

1,843,542	A	*	2/1932	Dawson	.....	402/3
2,539,069	A	*	1/1951	Galeone	.....	40/650
2,852,275	A	*	9/1958	Brook	.....	281/31
3,133,367	A	*	5/1964	Rueppel	.....	40/650
3,305,957	A	*	2/1967	Sobesky	.....	40/652
D294,774	S	*	3/1988	Kitada	.....	D6/631
4,744,689	A	*	5/1988	Sternberg	.....	402/73
D325,928	S	*	5/1992	Bourgeois	.....	D19/27

D343,862	S	*	2/1994	Wyant	.....	D19/26
5,332,327	A	*	7/1994	Gillum	.....	402/31
5,651,628	A	*	7/1997	Bankes et al.	.....	402/73
D407,434	S	*	3/1999	Moor	.....	D19/32
D436,372	S	*	1/2001	Moor	.....	D19/32
6,196,591	B1	*	3/2001	Lieth	.....	281/37
6,382,863	B1	*	5/2002	To et al.	.....	402/73
D458,634	S	*	6/2002	Gerriet	.....	D19/27

\* cited by examiner

*Primary Examiner*—Elizabeth A. Albert

(74) *Attorney, Agent, or Firm*—St. Onge Steward Johnston & Reens LLC

(57) **CLAIM**

The ornamental design for a ring binder, as shown and described.

**DESCRIPTION**

FIG. 1 is a front elevational view of a ring binder in accordance with the new design;

FIG. 2 is a side elevational view of the ring binder of FIG. 1;

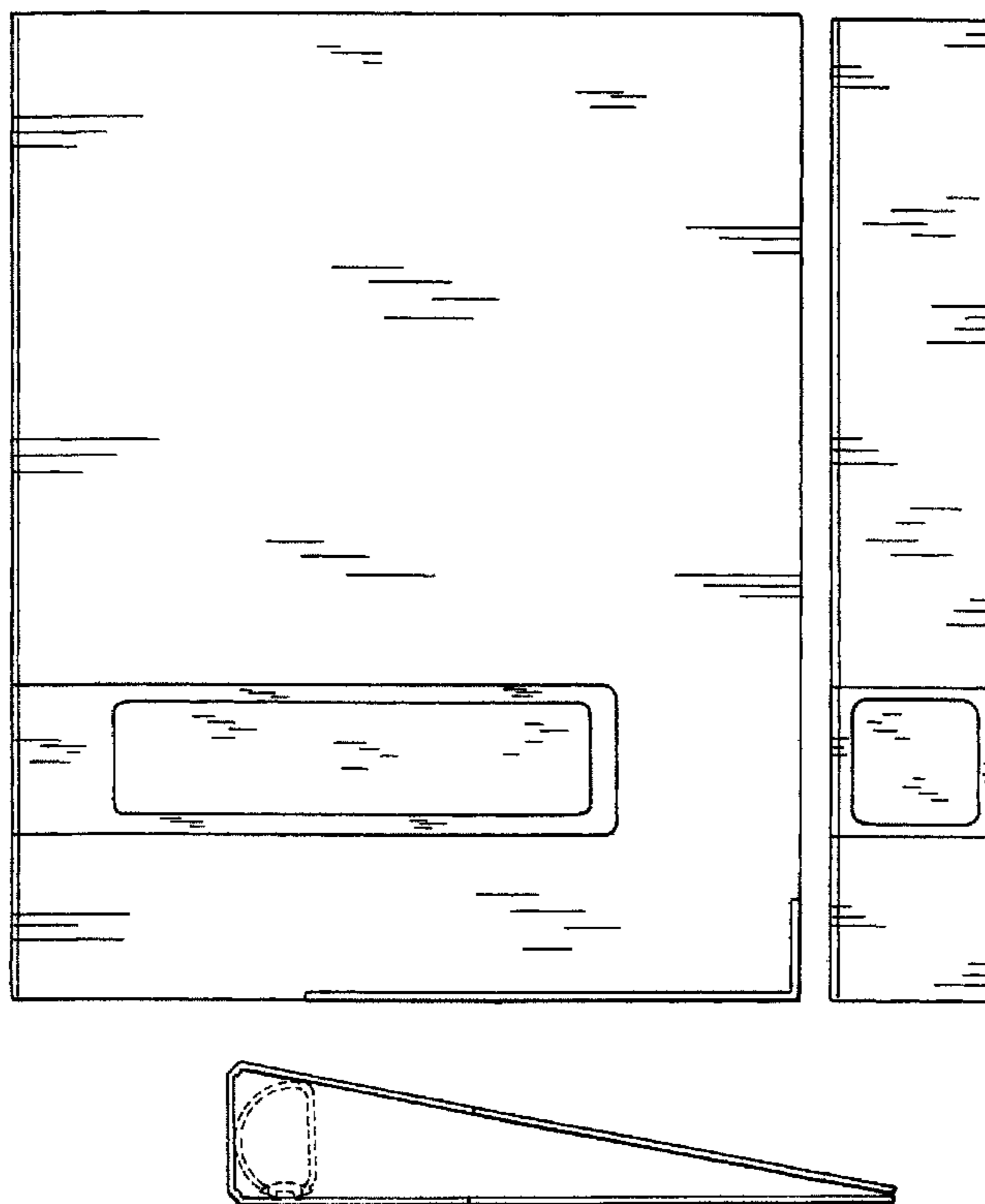
FIG. 3 is a rear elevational view of the ring binder of FIG. 1;

FIG. 4 is a bottom plan view of the ring binder of FIG. 1; and,

FIG. 5 is a top plan view of the ring binder of FIG. 1.

The broken lines showing environment in the drawings are for information purposes only and form no part of the claimed design.

**1 Claim, 5 Drawing Sheets**



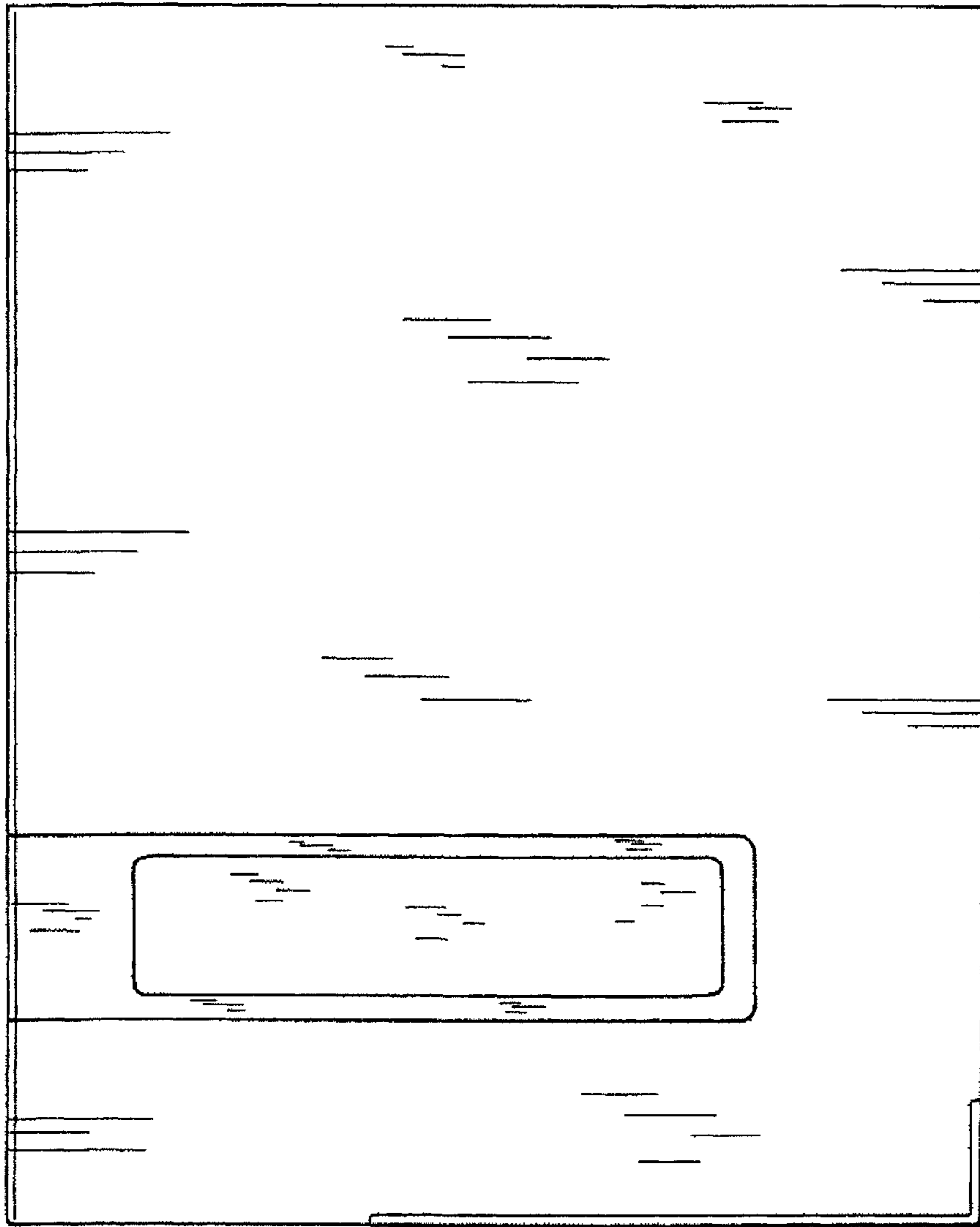


FIG. 1

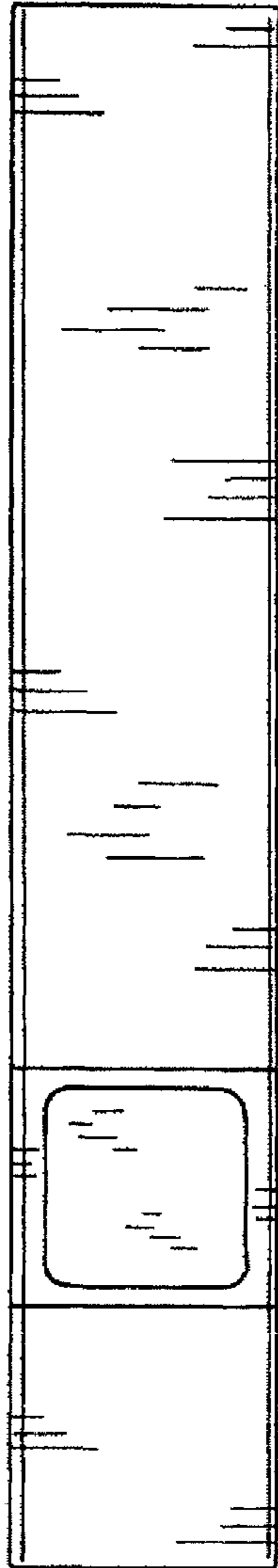


FIG. 2




FIG. 3




FIG. 4




FIG. 5