



US00D529079S

(12) **United States Design Patent** (10) **Patent No.:** **US D529,079 S**  
**Sugrue et al.** (45) **Date of Patent:** **\*\* Sep. 26, 2006**

(54) **MAILING MACHINE**

(75) Inventors: **Joseph B. Sugrue**, Fairfield, CT (US);  
**David W. Beckstrom**, Milford, CT (US)

(73) Assignee: **Pitney Bowes Inc.**, Stamford, CT (US)

(\*\*) Term: **14 Years**

(21) Appl. No.: **29/241,697**

(22) Filed: **Oct. 31, 2005**

D414,798 S	10/1999	Brooks et al.	.....	D18/51
D421,453 S	3/2000	Thrallkill et al.	.....	D18/51
D421,454 S	3/2000	Thrallkill et al.	.....	D18/51
D439,272 S	* 3/2001	Kobayashi et al.	.....	D18/50
D443,890 S	* 6/2001	Sato et al.	.....	D18/50
D463,486 S	* 9/2002	Hetzer	.....	D18/51
D464,991 S	10/2002	Sugrue et al.	.....	D18/51
D464,992 S	10/2002	Sugrue et al.	.....	D18/51
D488,501 S	4/2004	Brooks, Jr. et al.	.....	D18/51
D501,025 S	* 1/2005	Sugrue et al.	.....	D18/35.1
D505,447 S	* 5/2005	Wong et al.	.....	D18/50
D506,497 S	* 6/2005	Huebler	.....	D18/51

**Related U.S. Application Data**

(62) Division of application No. 29/215,175, filed on Oct. 14, 2004, now Pat. No. Des. 520,053.

(51) **LOC (8) Cl.** ..... **18-02**

(52) **U.S. Cl.** ..... **D18/51**

(58) **Field of Classification Search** ..... D18/50,  
D18/51, 35.1, 99; 101/5, 47, 49, 53; 235/375;  
346/9-11, 76.1; 119/406-407

See application file for complete search history.

**References Cited**

**U.S. PATENT DOCUMENTS**

D224,666 S	8/1972	Schmeck et al.	.....	D64/11
D257,153 S	9/1980	Woods et al.	.....	D18/13
D261,760 S	11/1981	Dlugos	.....	D14/114
D310,640 S	9/1990	Woods et al.	.....	D10/91
D320,226 S	* 9/1991	Hermann et al.	.....	D18/50
D330,386 S	10/1992	Doeberl et al.	.....	D18/51
D358,415 S	5/1995	Klein	.....	D18/51
D359,485 S	* 6/1995	Park	.....	D18/50
D361,780 S	8/1995	Jenkins	.....	D18/51
D367,015 S	2/1996	Brooks, Jr.	.....	D10/91
D367,237 S	2/1996	Brooks, Jr.	.....	D10/91
D370,471 S	* 6/1996	Au	.....	D18/50
D379,826 S	* 6/1997	Portesi	.....	D18/50
D404,422 S	1/1999	Beckstrom et al.	.....	D18/51
D413,624 S	9/1999	Beckstrom et al.	.....	D18/51

**FOREIGN PATENT DOCUMENTS**

GB	2013734	* 8/1991
GB	2103666	* 10/2001
GB	3010448	* 4/2003
GB	3017936	* 10/2004
GB	3018609	* 10/2004

\* cited by examiner

*Primary Examiner*—Charles A. Rademaker  
(74) *Attorney, Agent, or Firm*—George M. MacDonald;  
Steven J. Shapiro; Angelo N. Chaclas


(57) **CLAIM**


The ornamental design for a mailing machine, as shown and described.

**DESCRIPTION**

FIG. 1 is a top, front and left side perspective view of a mailing machine according to the present invention;  
FIG. 2 is a front view thereof;  
FIG. 3 is a top plan view thereof;  
FIG. 4 is a left side view thereof;  
FIG. 5 is a right side view thereof; and,  
FIG. 6 is a rear view thereof.  
The broken line showing of the button members is for illustrative purposes only and forms no part of the claimed design.

**1 Claim, 6 Drawing Sheets**





**FIG. 1**

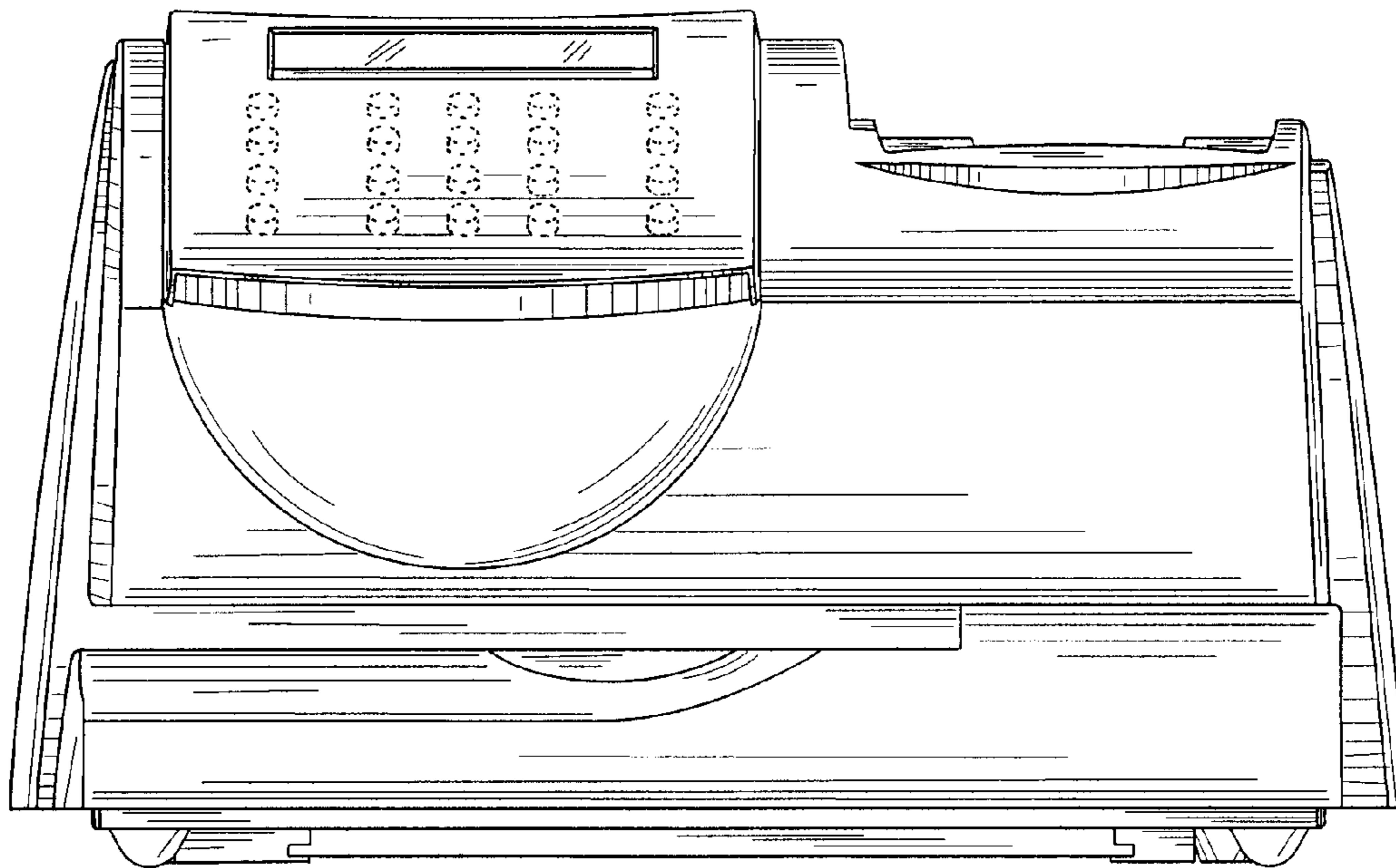
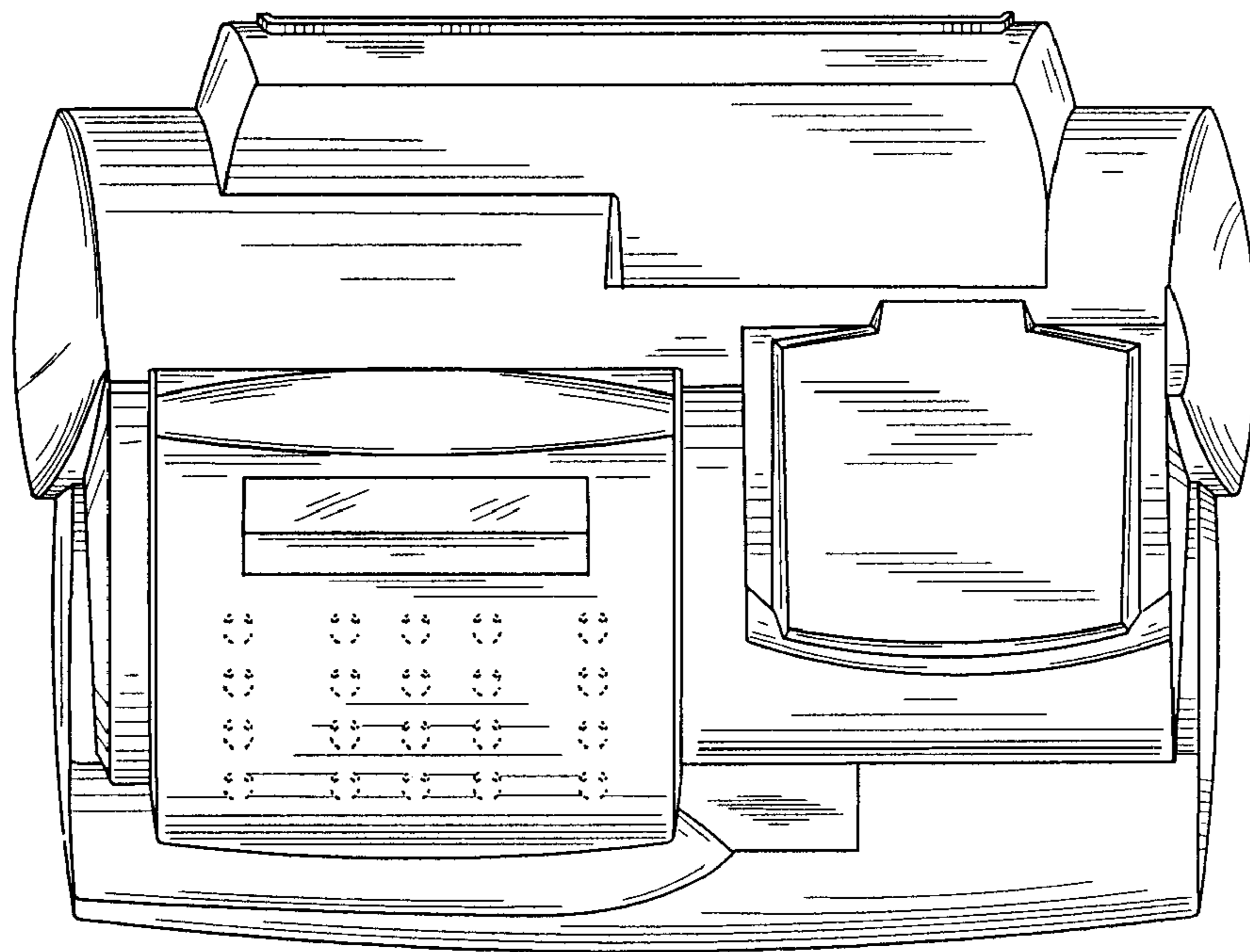
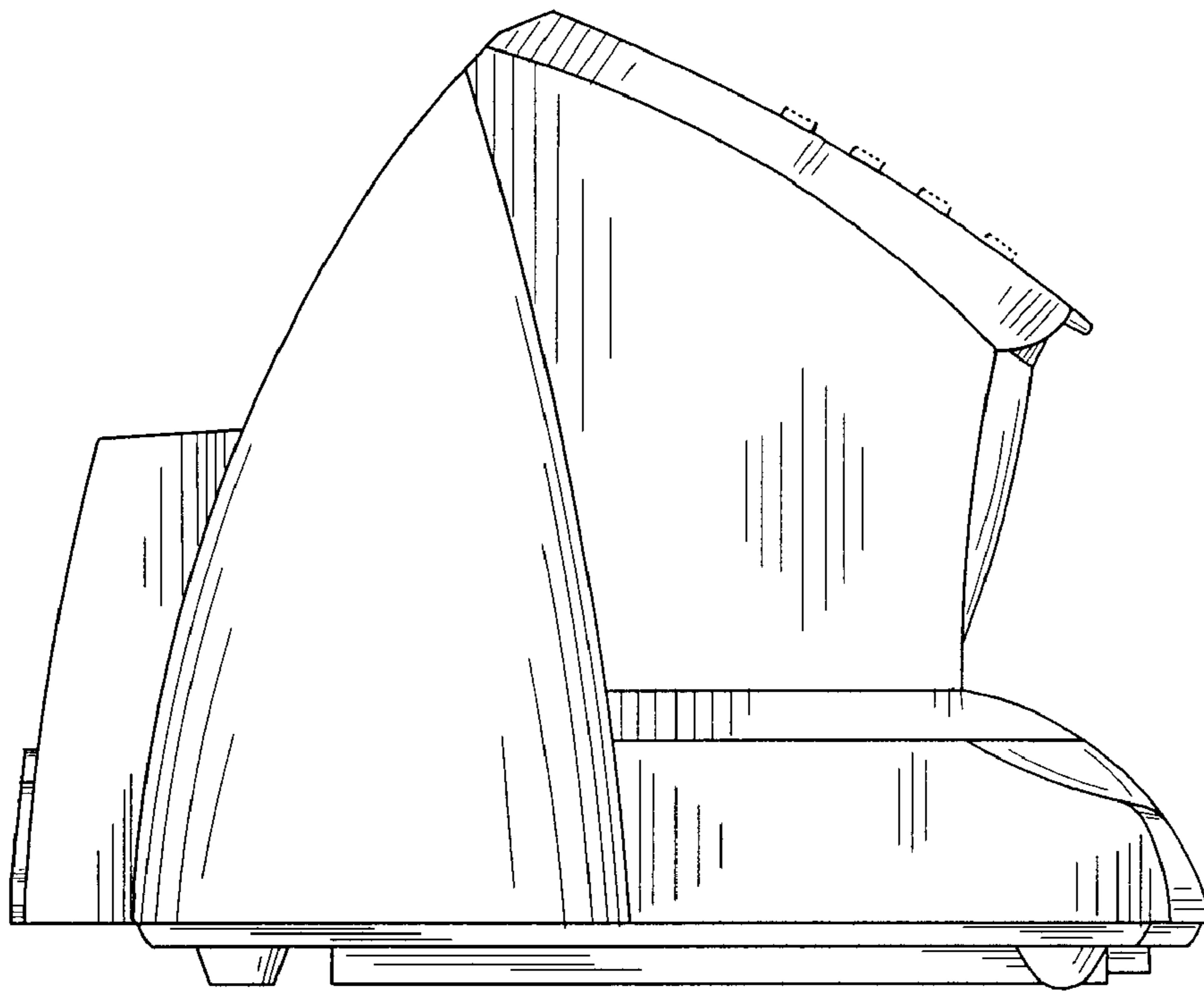


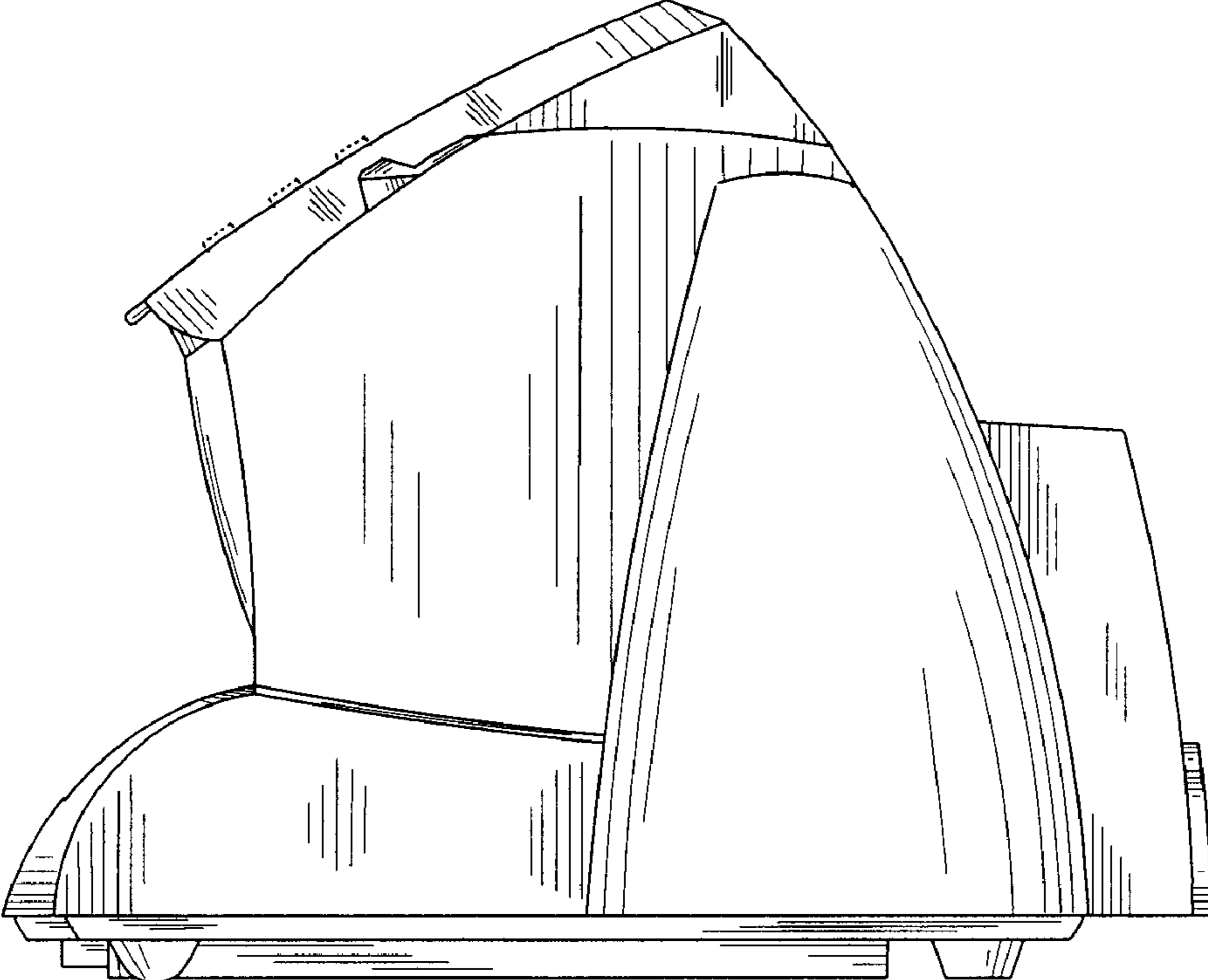
FIG. 2




**FIG. 3**



**FIG. 4**



**FIG.5**



**FIG. 6**