



US00D529072S

(12) **United States Design Patent**
Scharte

(10) **Patent No.:** **US D529,072 S**

(45) **Date of Patent:** **** Sep. 26, 2006**

(54) **CYMBAL**

(76) **Inventor:** **Norbert Scharte**, Thüler Strasse 2-4,
33154 Salzkotten (DE)

(**) **Term:** **14 Years**

(21) **Appl. No.:** **29/199,959**

(22) **Filed:** **Feb. 20, 2004**

(30) **Foreign Application Priority Data**

Aug. 20, 2003 (DE) 403 05 426

(51) **LOC (8) Cl.** **17-04**

(52) **U.S. Cl.** **D17/22**

(58) **Field of Classification Search** D1/102,
D1/127; D8/397; D17/22; D19/36, 39, 40,
D19/42, 43, 64; D21/490, 493; D24/189,
D24/195; 84/411 R, 422.1, 422.2, 422.3;
984/151, 154

See application file for complete search history.

(56) **References Cited**

U.S. PATENT DOCUMENTS

D278,029 S * 3/1985 Suponitsky D8/397

D404,135 S * 1/1999 Dunshee D24/189
D472,589 S * 4/2003 Manville D21/493
D478,403 S * 8/2003 Diamond D1/102

* cited by examiner

Primary Examiner—Ian Simmons

Assistant Examiner—Christopher Lee

(74) *Attorney, Agent, or Firm*—Laurence A. Greenberg;
Werner H. Stemer; Ralph E. Locher

(57) **CLAIM**

The ornamental design for a cymbal, as shown and described.

DESCRIPTION



FIG. 1 is a top plan view of a cymbal, showing my new design;

FIG. 2 is a front side view;

FIG. 3 is a rear side view; and,

FIG. 4 is a right side view.

1 Claim, 2 Drawing Sheets






FIG. 1




FIG. 2




FIG. 3




FIG. 4