



US00D529068S

(12) **United States Design Patent**
Agnoli

(10) **Patent No.:** **US D529,068 S**

(45) **Date of Patent:** **** Sep. 26, 2006**

(54) **EYEGLASS EAR STEM**

(75) Inventor: **Giancarla Agnoli**, Puos d'Alpago (IT)

(73) Assignee: **Marchon Eyewear, Inc.**, Melville, NY (US)

(**) Term: **14 Years**

(21) Appl. No.: **29/197,645**

(22) Filed: **Jan. 16, 2004**

(51) **LOC (8) Cl.** **16-06**

(52) **U.S. Cl.** **D16/335; D16/336**

(58) **Field of Classification Search** D16/300-330,
D16/335, 338-339; D29/109-110; D24/110.2;
351/41, 44, 51-52, 111-123, 156-158; 2/10-13,
2/15, 426, 448

See application file for complete search history.

(56) **References Cited**

U.S. PATENT DOCUMENTS

D135,728 S	*	5/1943	Ackerman	D16/339
D194,629 S	*	2/1963	Bartolotta	D16/335
4,761,068 A	*	8/1988	Star	351/157
5,638,147 A	*	6/1997	Wang-Lee	351/140
D380,487 S	*	7/1997	Nevitt	D16/335
5,654,787 A	*	8/1997	Barison	351/52
D391,598 S		3/1998	Simioni		
5,786,882 A	*	7/1998	Satterthwaite	351/156
D405,105 S	*	2/1999	Gerani	D16/328
D407,566 S		4/1999	Lane		

D420,378 S		2/2000	Wu		
D422,295 S		4/2000	Grimaldi		
D425,104 S	*	5/2000	Arnette	D16/335
6,082,855 A	*	7/2000	Fleming	351/123
D458,293 S		6/2002	Lee		
D475,395 S	*	6/2003	Lee	D16/335
D480,747 S	*	10/2003	Hsu	D16/313

* cited by examiner

Primary Examiner—Raphael Barkai

(74) *Attorney, Agent, or Firm*—Kramer Levin Naftalis & Frankel LLP

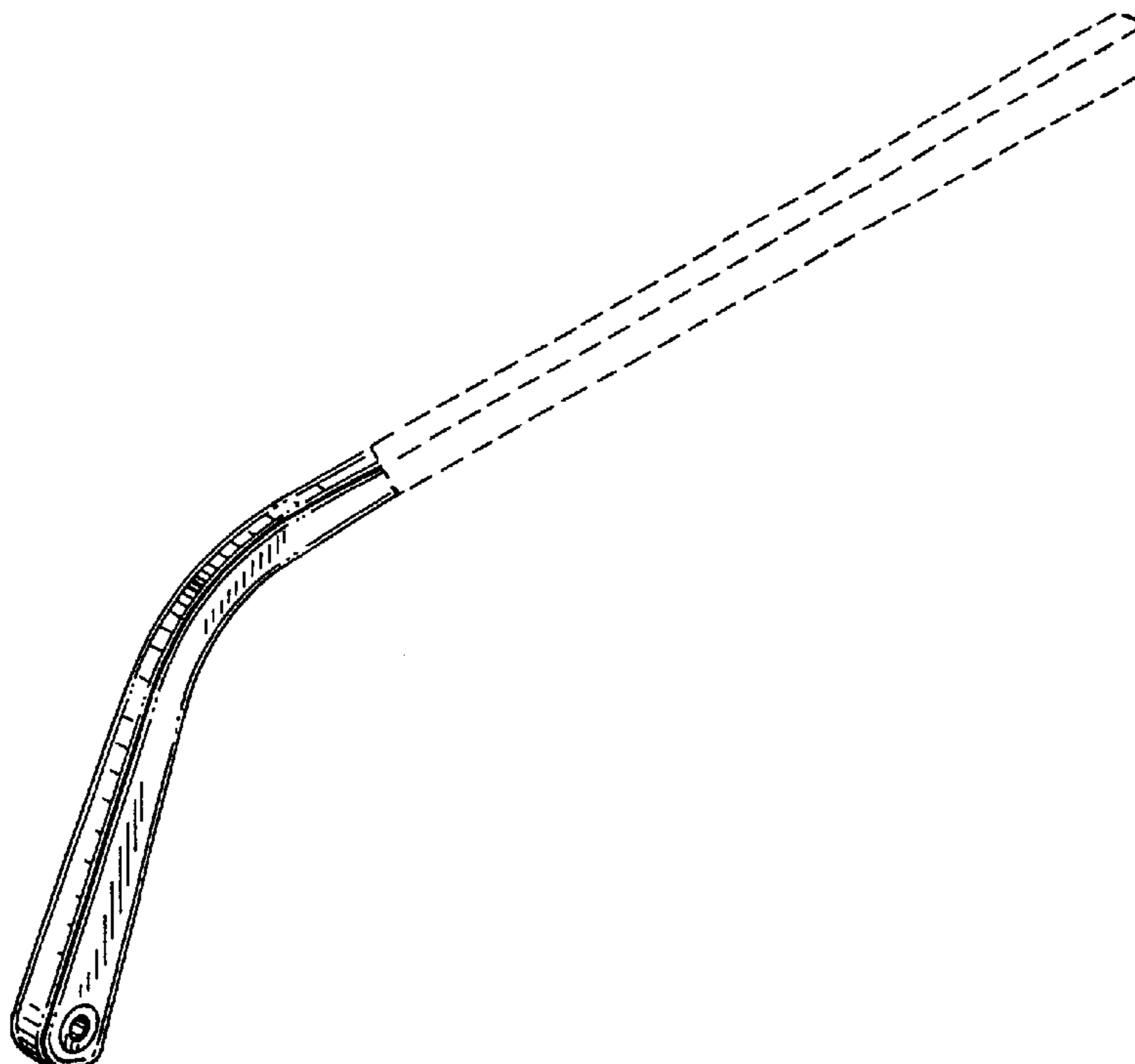
(57) **CLAIM**

The ornamental design for an eyeglass ear stem, as shown and described.

DESCRIPTION

FIG. 1 is a perspective view of an eyeglass temple with an ear stem embodying the design of the present invention; FIG. 2 is an end view of the eyeglass ear stem of FIG. 1; FIG. 3 is an end view of the eyeglass ear stem of FIG. 1 from the opposite direction as FIG. 2; FIG. 4 is a top view of FIG. 1; FIG. 5 is a perspective view of the opposite side of the eyeglass ear stem shown in FIG. 1; and, FIG. 6 is a bottom view of FIG. 5. The broken lines shown in FIGS. 1, 4, 5 and 6 are for illustrative purposes only and form no part of the claimed design.

1 Claim, 2 Drawing Sheets



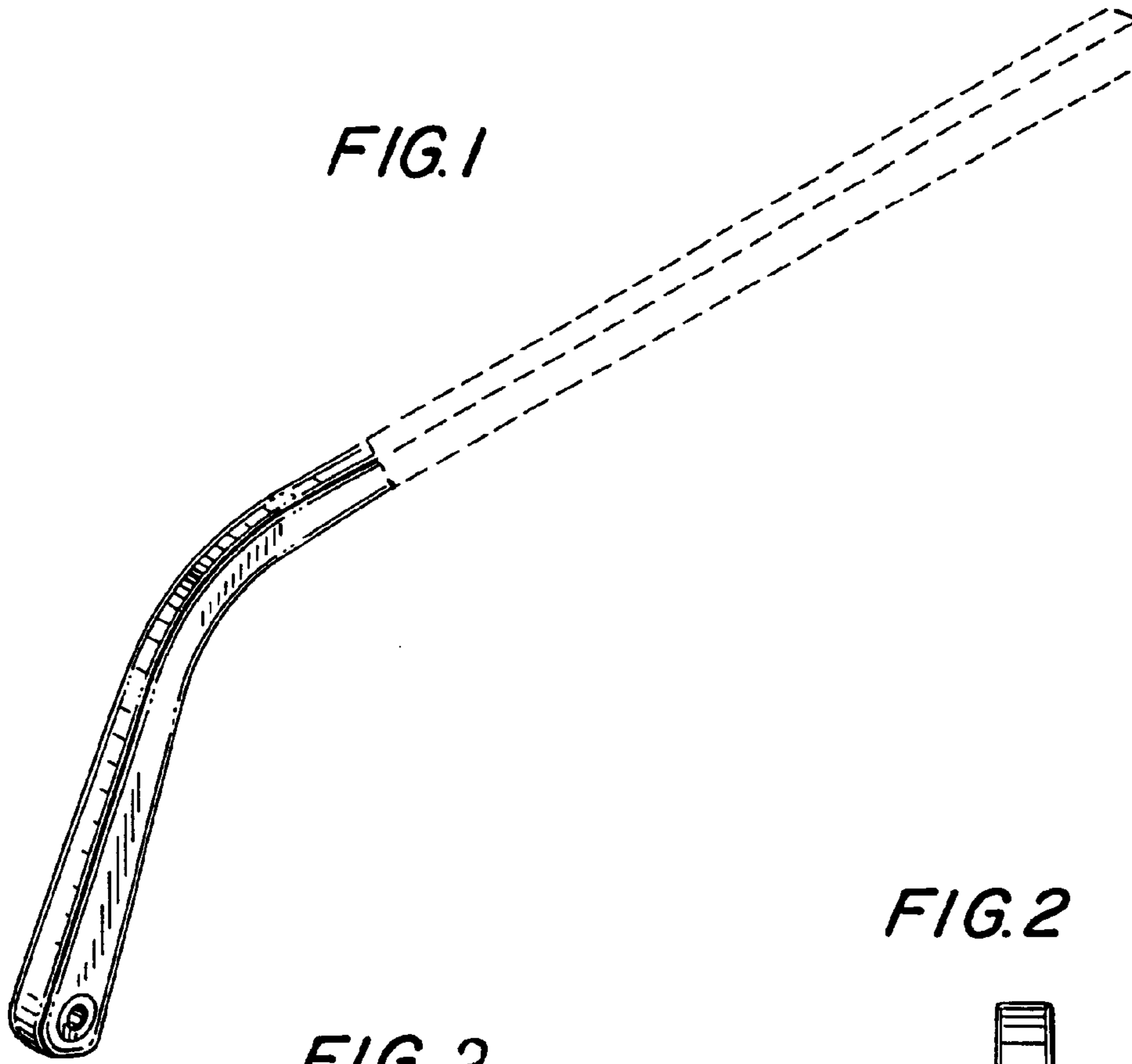


FIG. 1

FIG. 2



FIG. 3

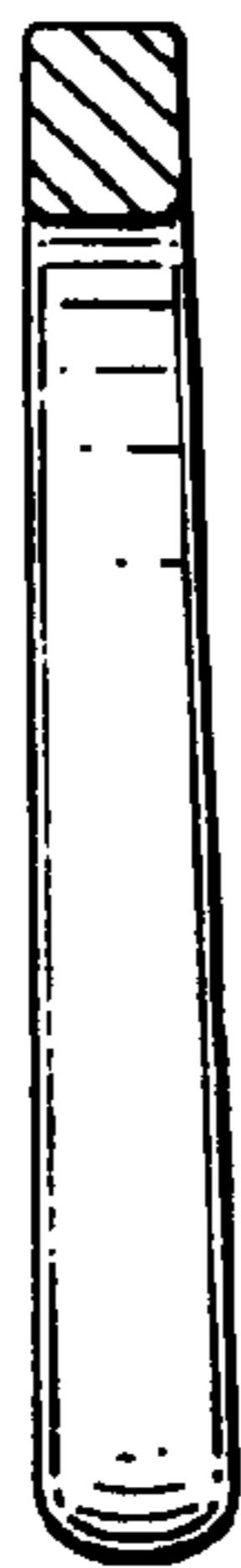


FIG. 4

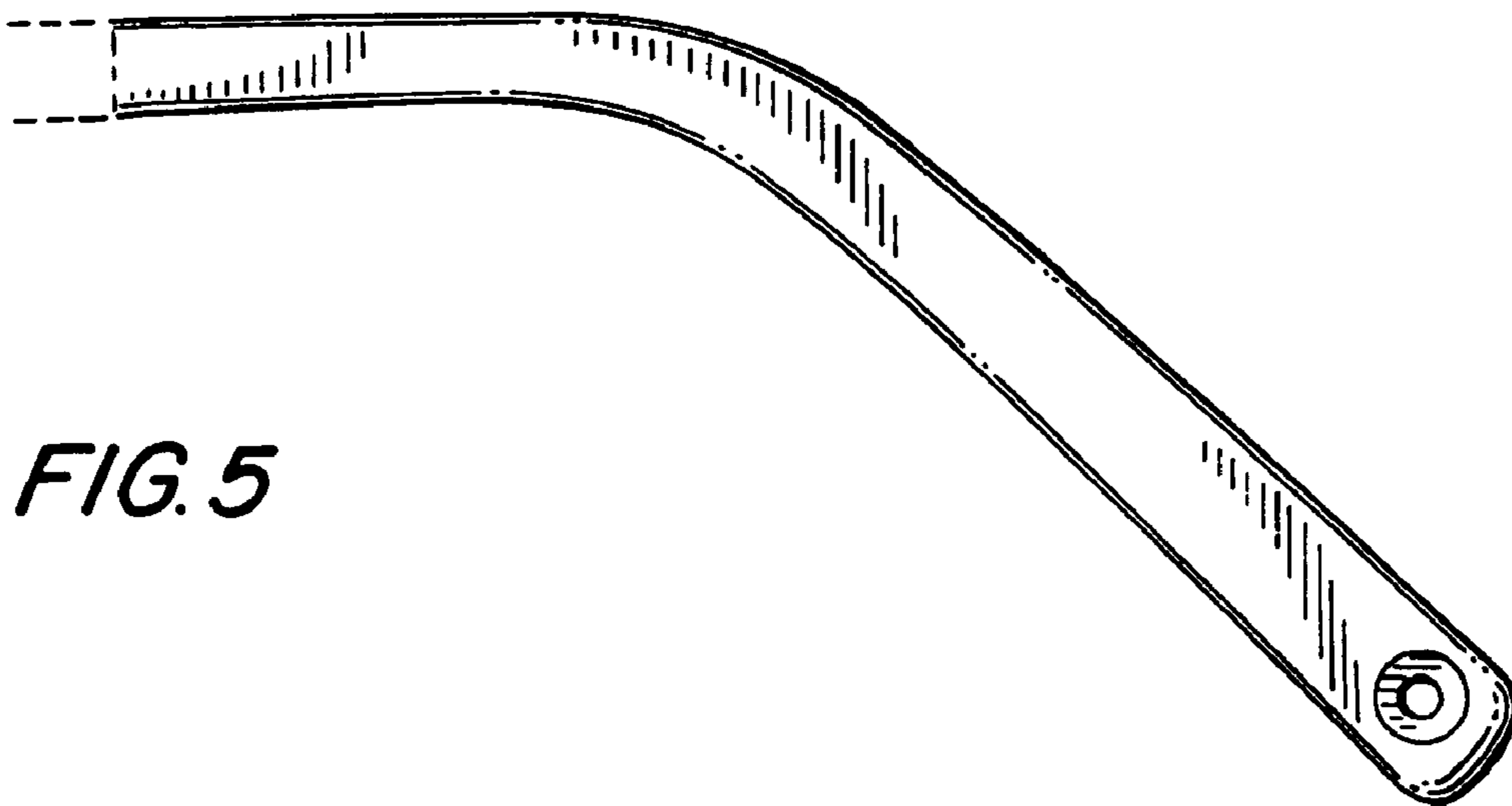


FIG. 5



FIG. 6