



US00D529066S

(12) **United States Design Patent**  
**Matera**

(10) **Patent No.:** **US D529,066 S**

(45) **Date of Patent:** **\*\* Sep. 26, 2006**

(54) **FRAME FOR EYEGLASSES**

D503,948 S \* 4/2005 Lane ..... D16/315  
D508,255 S \* 8/2005 Wu ..... D16/330

(76) Inventor: **Pasquale Matera**, 164 Floral Ave.,  
Plainview, NY (US) 11803

\* cited by examiner

(\*\*) Term: **14 Years**

*Primary Examiner*—Raphael Barkai  
(74) *Attorney, Agent, or Firm*—Arent Fox PLLC

(21) Appl. No.: **29/210,921**

(57) **CLAIM**

(22) Filed: **Aug. 10, 2004**

The ornamental design for a frame for eyeglasses, as shown and described.

(51) **LOC (8) Cl.** ..... **16-06**

(52) **U.S. Cl.** ..... **D16/315; D16/319; D16/320;**  
D16/321

(58) **Field of Classification Search** ..... D16/300–330,  
D16/101, 332–338; D29/109–110; D24/110.2;  
351/41, 44, 51–52, 158, 92, 103–111, 130,  
351/61, 86, 114–119, 122–123; 2/426–432,  
2/448, 441, 447, 434–437

**DESCRIPTION**

See application file for complete search history.

FIG. 1 is a left, front perspective view of the frame for eyeglasses of my design;  
FIG. 2 is a front elevational view of the frame for eyeglasses of FIG. 1;  
FIG. 3 is a rear elevational view of the frame for eyeglasses of FIG. 1;  
FIG. 4 is a left side elevational view of the frame for eyeglasses of FIG. 1;  
FIG. 5 is a right side elevational view of the frame for eyeglasses of FIG. 1;  
FIG. 6 is a top plan view of the frame for eyeglasses of FIG. 1;  
FIG. 7 is a bottom plan view of the frame for eyeglasses of FIG. 1; and,  
FIG. 8 is a cross section view of the frame for eyeglasses taken along 8—8 in FIG. 6.

(56) **References Cited**

**U.S. PATENT DOCUMENTS**

D398,021 S	*	9/1998	Bolle	.....	D16/319
D411,224 S	*	6/1999	Chen	.....	D16/335
D418,857 S	*	1/2000	Paulsen et al.	.....	D16/326
D428,907 S	*	8/2000	Matera	.....	D16/315
D457,552 S	*	5/2002	Lee	.....	D16/315
D459,746 S	*	7/2002	Wang	.....	D16/314
D483,054 S	*	12/2003	Chou	.....	D16/314
D485,571 S	*	1/2004	Teng	.....	D16/315

**1 Claim, 6 Drawing Sheets**

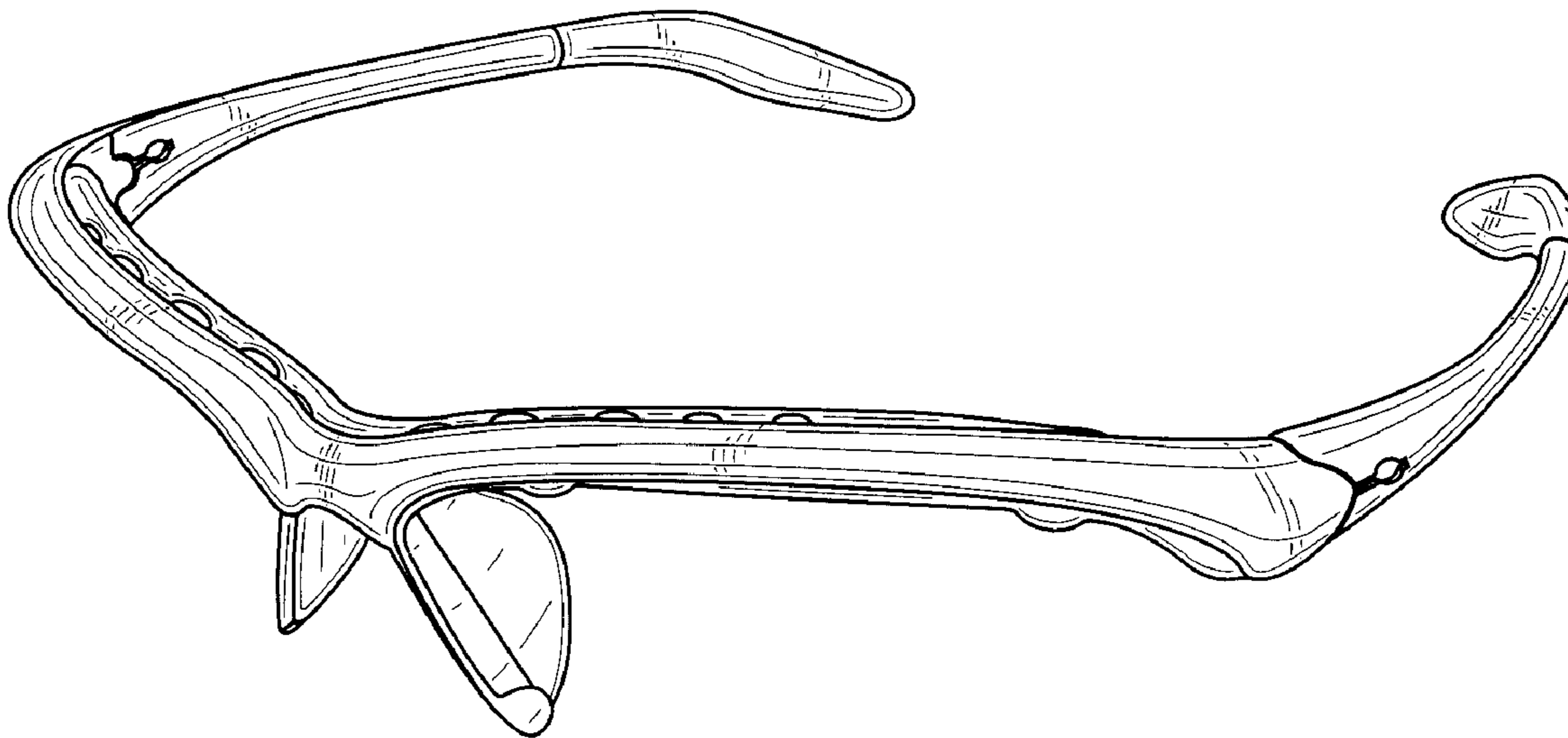


FIG. 1

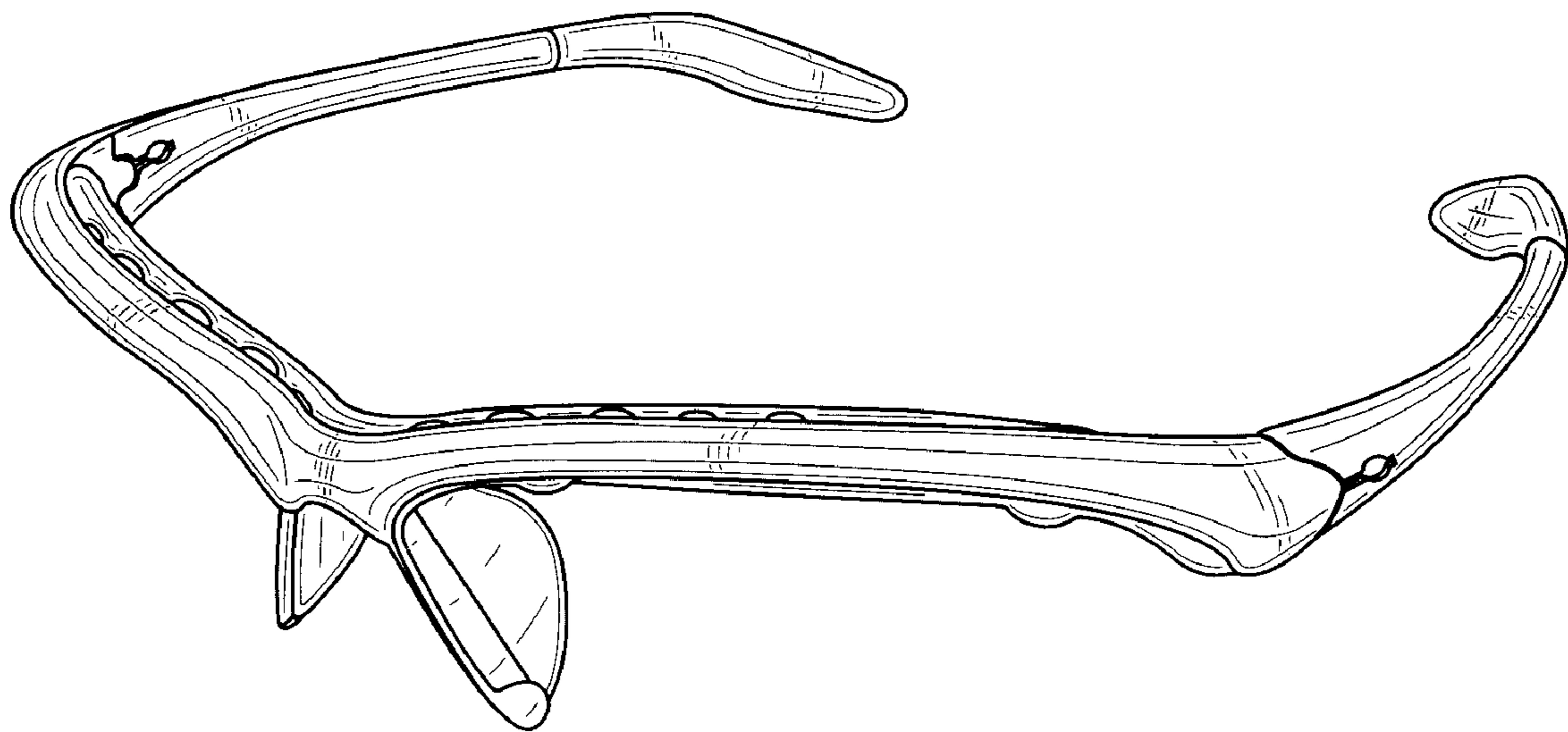


Fig.2

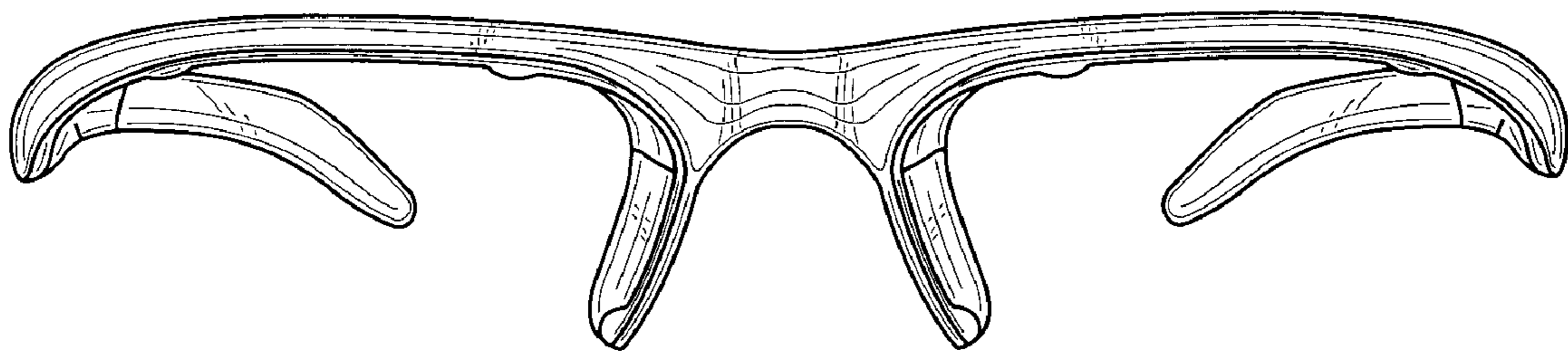


Fig.3

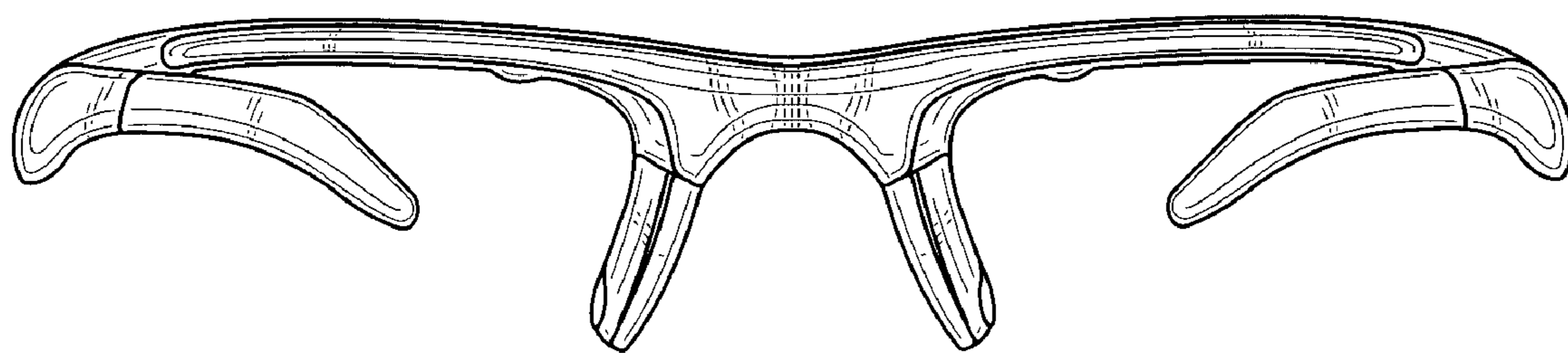


FIG.4

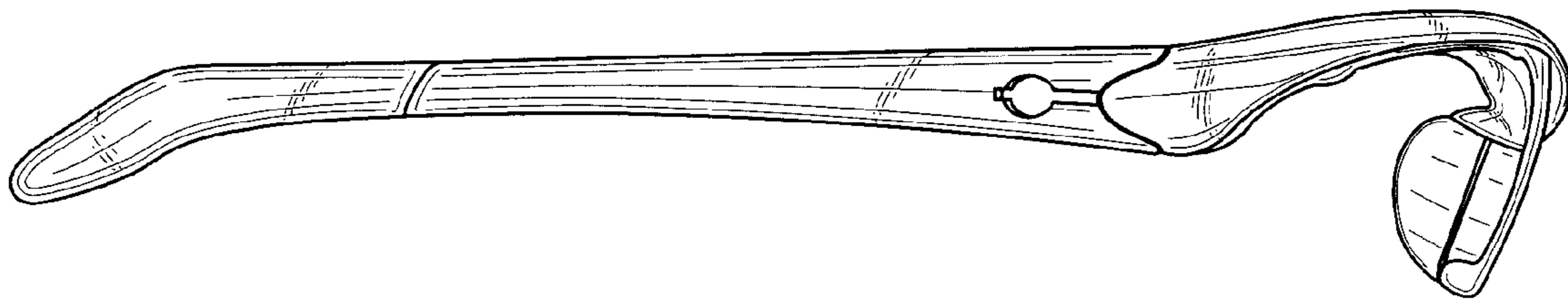


FIG.5

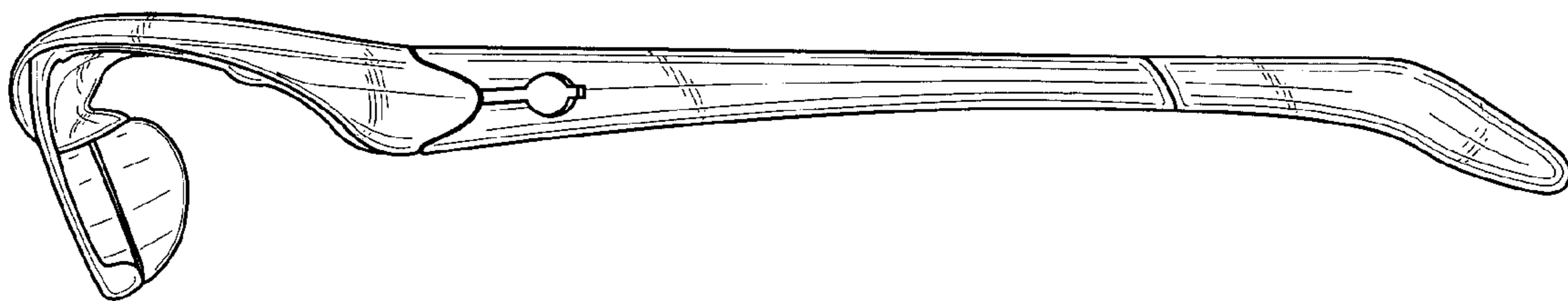


FIG.6

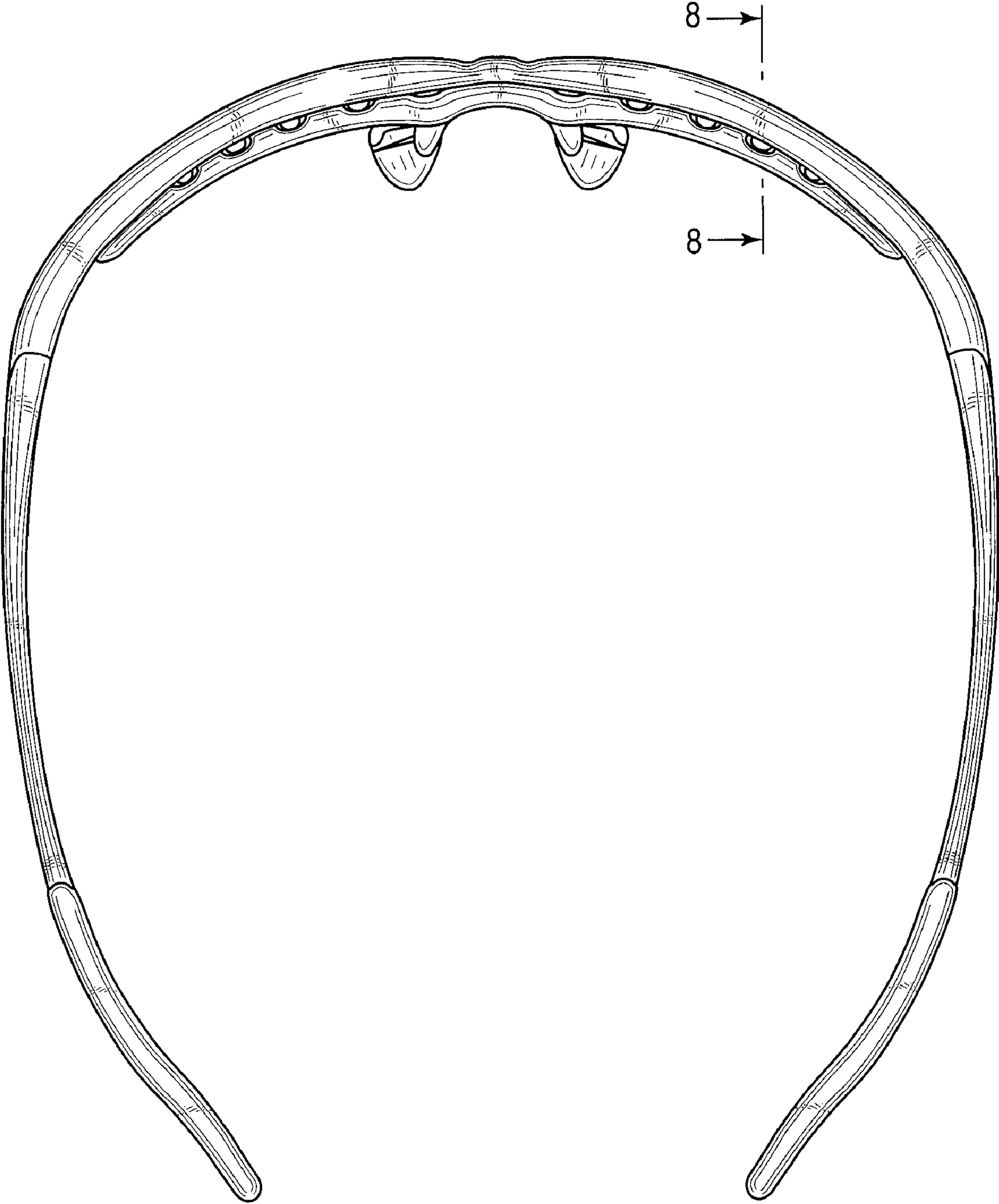


FIG.7

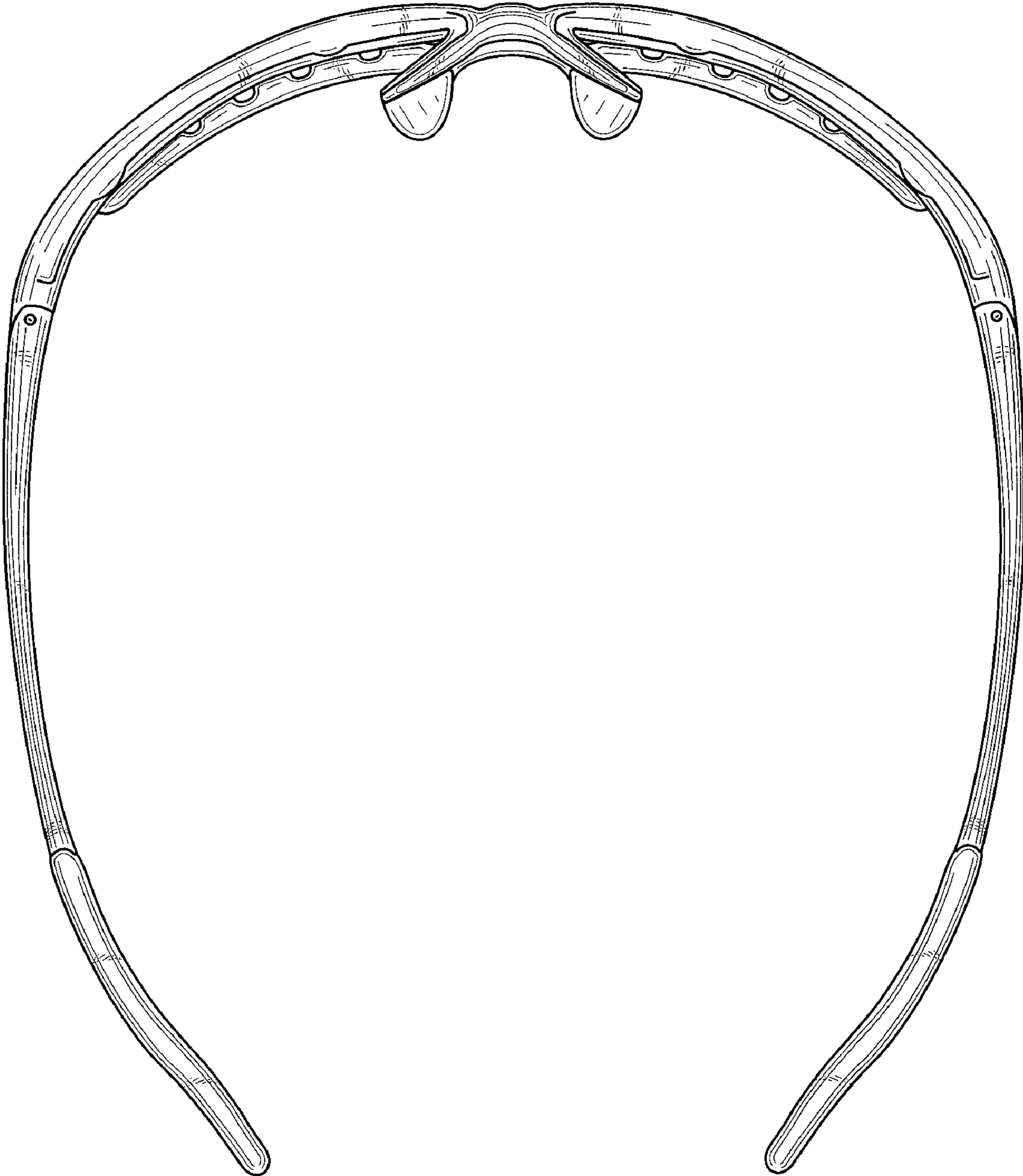


FIG.8

