

US00D529055S

(12) **United States Design Patent**  
**Okamoto et al.**

(10) **Patent No.:** **US D529,055 S**

(45) **Date of Patent:** **\*\* \*Sep. 26, 2006**

(54) **COLD RESERVOIR FOR MEDICINES**

(75) Inventors: **Yasutoshi Okamoto**, Osaka-fu (JP);  
**Akihiro Mochizuki**, Osaka-fu (JP)

(73) Assignee: **Sanyo Electric Co., Ltd.**, Osaka-fu (JP)

(\*) Notice: This patent is subject to a terminal disclaimer.

(\*\*) Term: **14 Years**

(21) Appl. No.: **29/229,601**

(22) Filed: **May 9, 2005**

(30) **Foreign Application Priority Data**

Nov. 10, 2004 (JP) ..... 2004-034228

(51) **LOC (8) Cl.** ..... **15-07**

(52) **U.S. Cl.** ..... **D15/87**

(58) **Field of Classification Search** ..... D15/79-82,  
D15/85-87; D6/329, 396, 432, 445, 449,  
D6/559; 62/3.1, 371, 440, 441, 467, 531;  
312/116, 117, 182, 184, 352, 405; D21/752  
See application file for complete search history.

(56) **References Cited**

**U.S. PATENT DOCUMENTS**

1,445,464 A \* 2/1923 West et al. .... 62/441  
D244,684 S \* 6/1977 Bartlett et al. .... D15/81  
D338,899 S \* 8/1993 Labree ..... D15/86

D341,177 S \* 11/1993 Yamada ..... D21/752  
5,411,328 A \* 5/1995 You ..... 312/405  
D379,631 S \* 6/1997 Odom ..... D15/86  
D440,987 S \* 4/2001 Okamoto et al. .... D15/81  
D452,621 S \* 1/2002 Vidal-Damon ..... D6/445  
D491,202 S \* 6/2004 Jiang et al. .... D15/85  
D496,372 S \* 9/2004 Sato et al. .... D15/81  
D496,805 S \* 10/2004 Anderson et al. .... D6/445  
D501,488 S \* 2/2005 Sato et al. .... D15/81  
D501,856 S \* 2/2005 Okamoto et al. .... D15/81

\* cited by examiner

*Primary Examiner*—Stella Reid

*Assistant Examiner*—Shanda C. Hill

(74) *Attorney, Agent, or Firm*—Weingarten, Schurgin,  
Gagnebin & Lebovici LLP

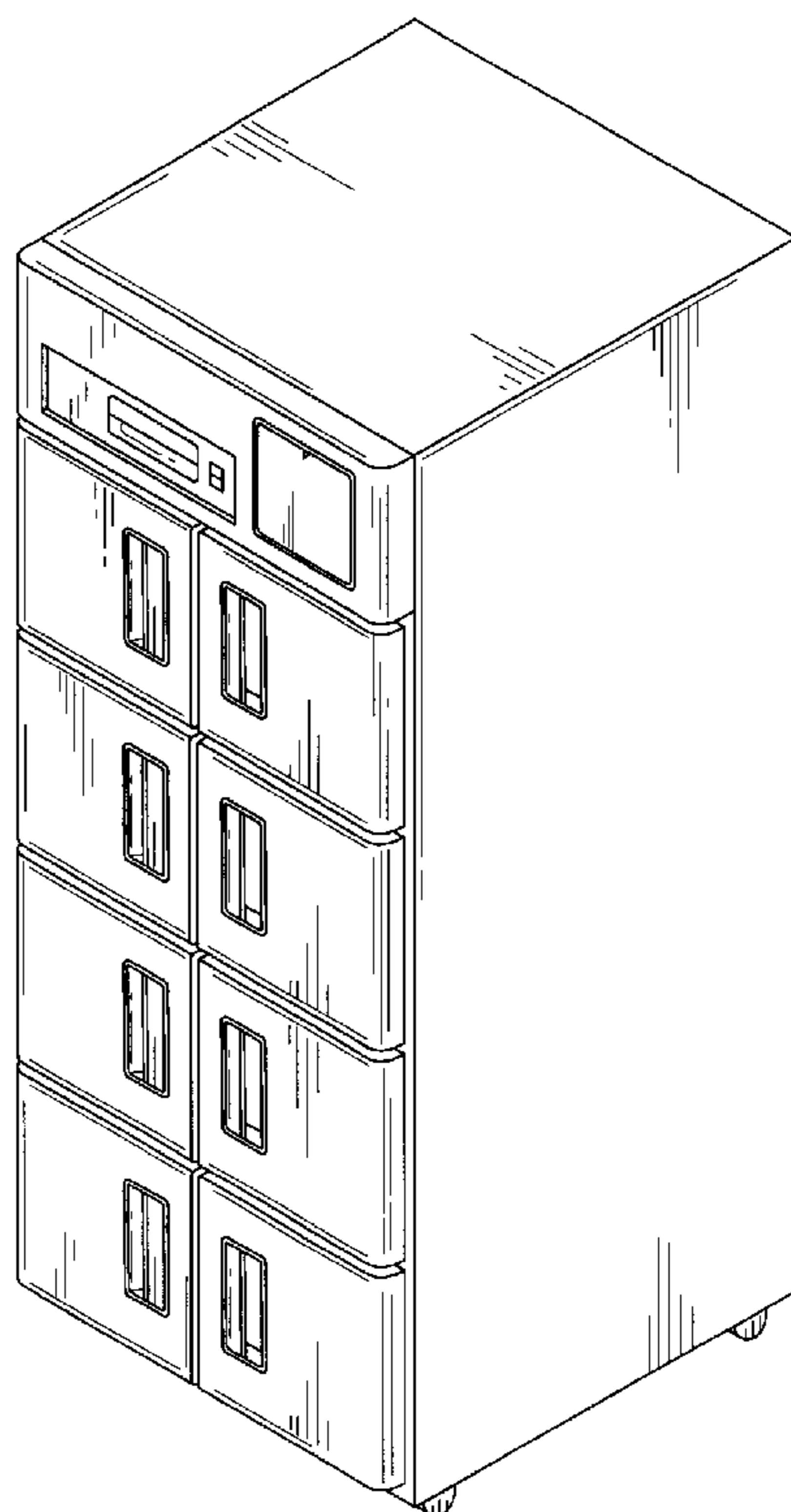
(57) **CLAIM**

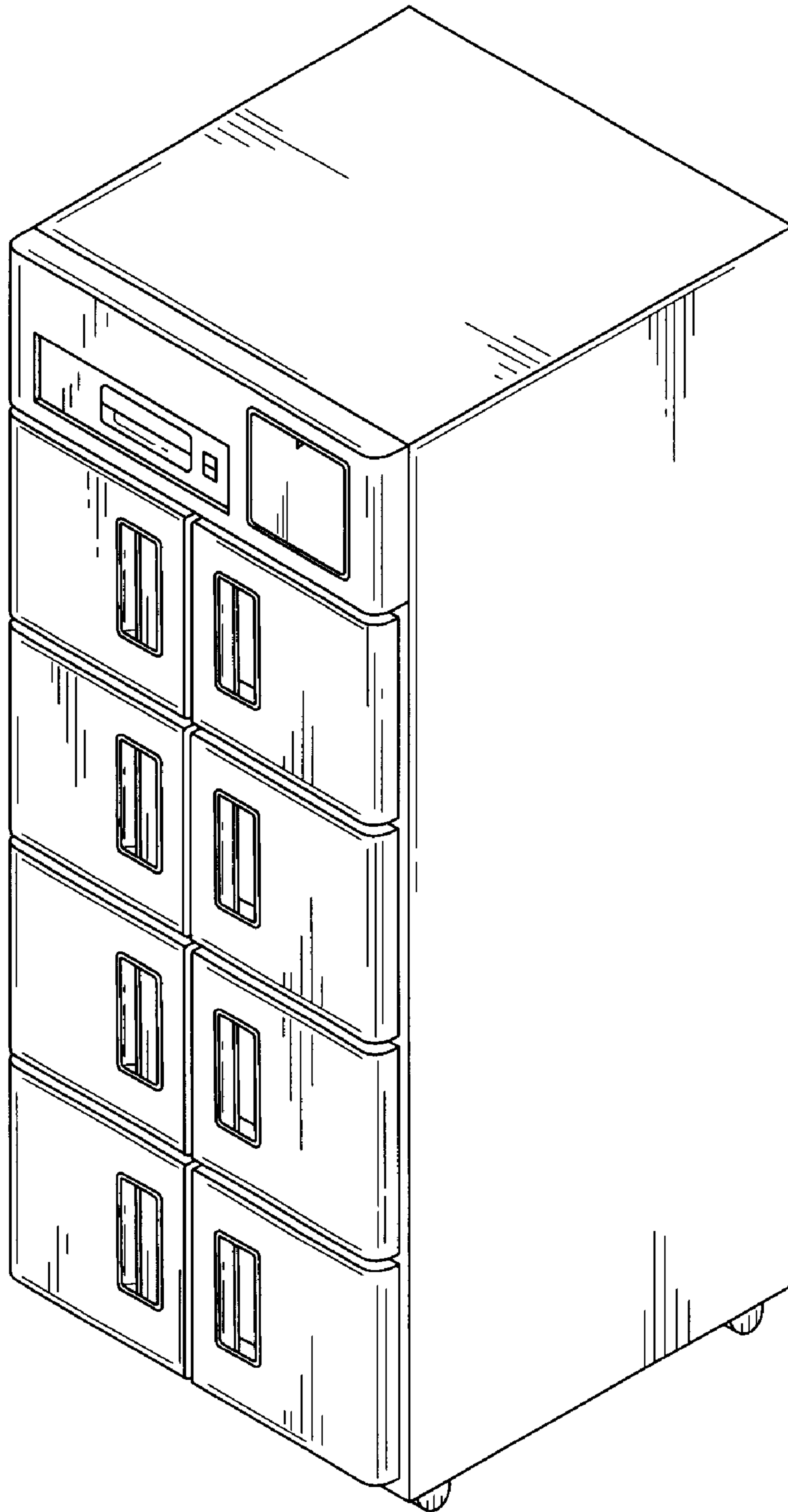
The ornamental design for cold reservoir for medicines, as shown.

**DESCRIPTION**

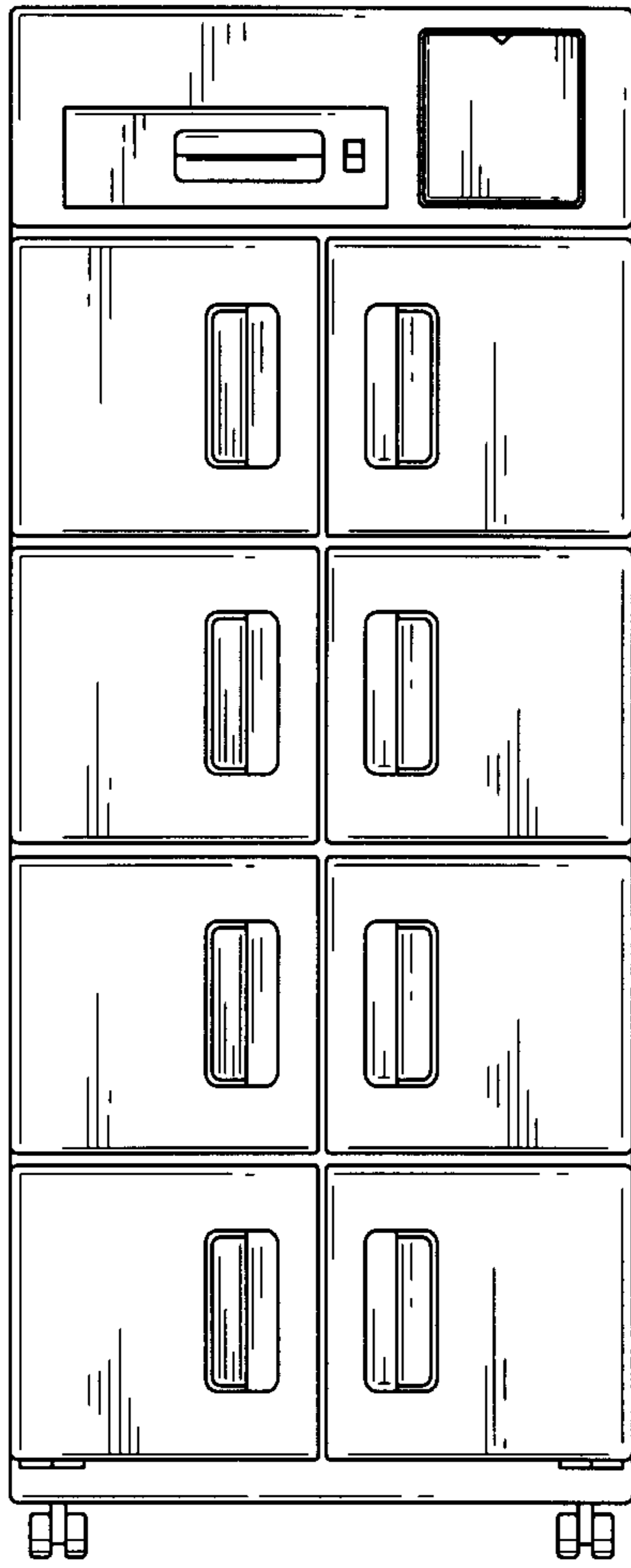
FIG. 1 is a perspective view of a cold reservoir for medicines showing our new design;  
FIG. 2 is a front view thereof;  
FIG. 3 is a rear view thereof;  
FIG. 4 is a right-side view thereof;  
FIG. 5 is a left-side view thereof;  
FIG. 6 is a top view thereof; and,  
FIG. 7 is a bottom view thereof.

**1 Claim, 4 Drawing Sheets**






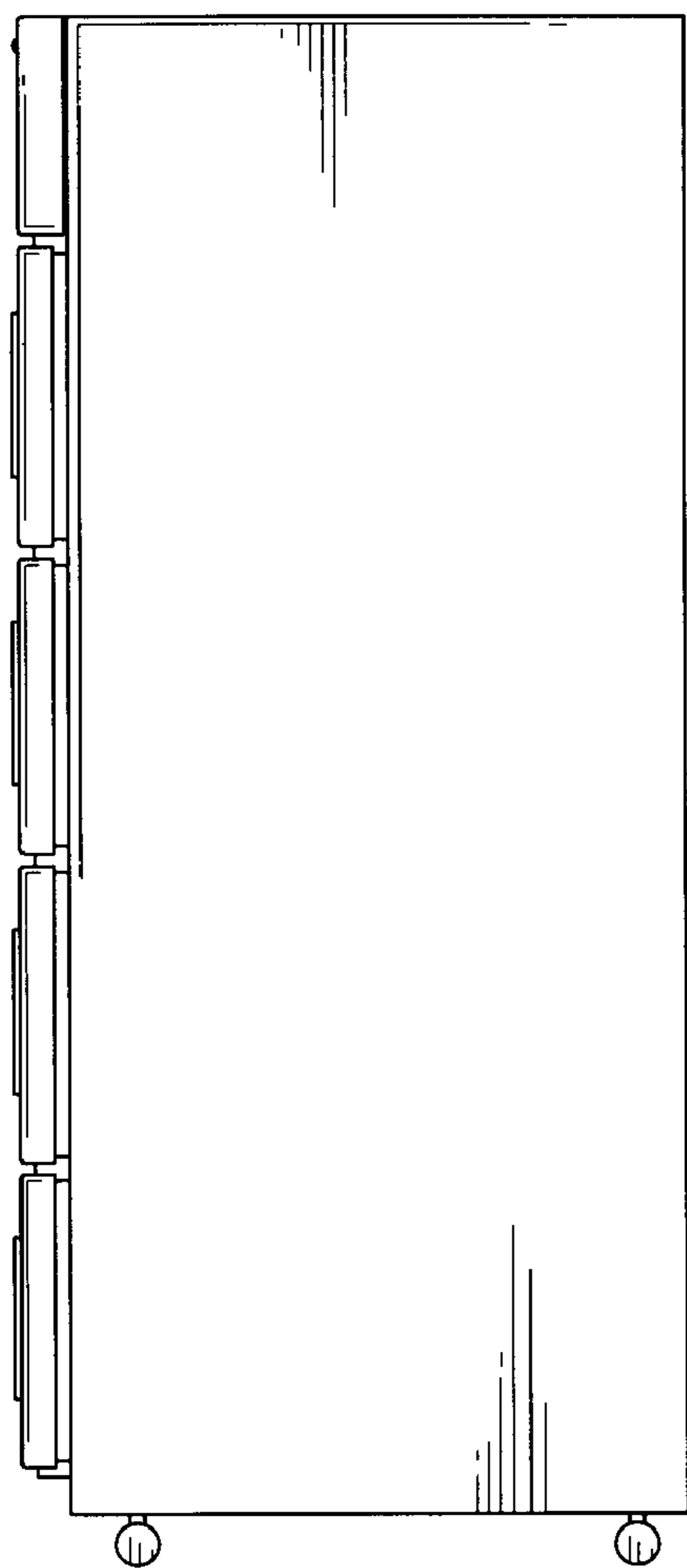
***FIG. 1***



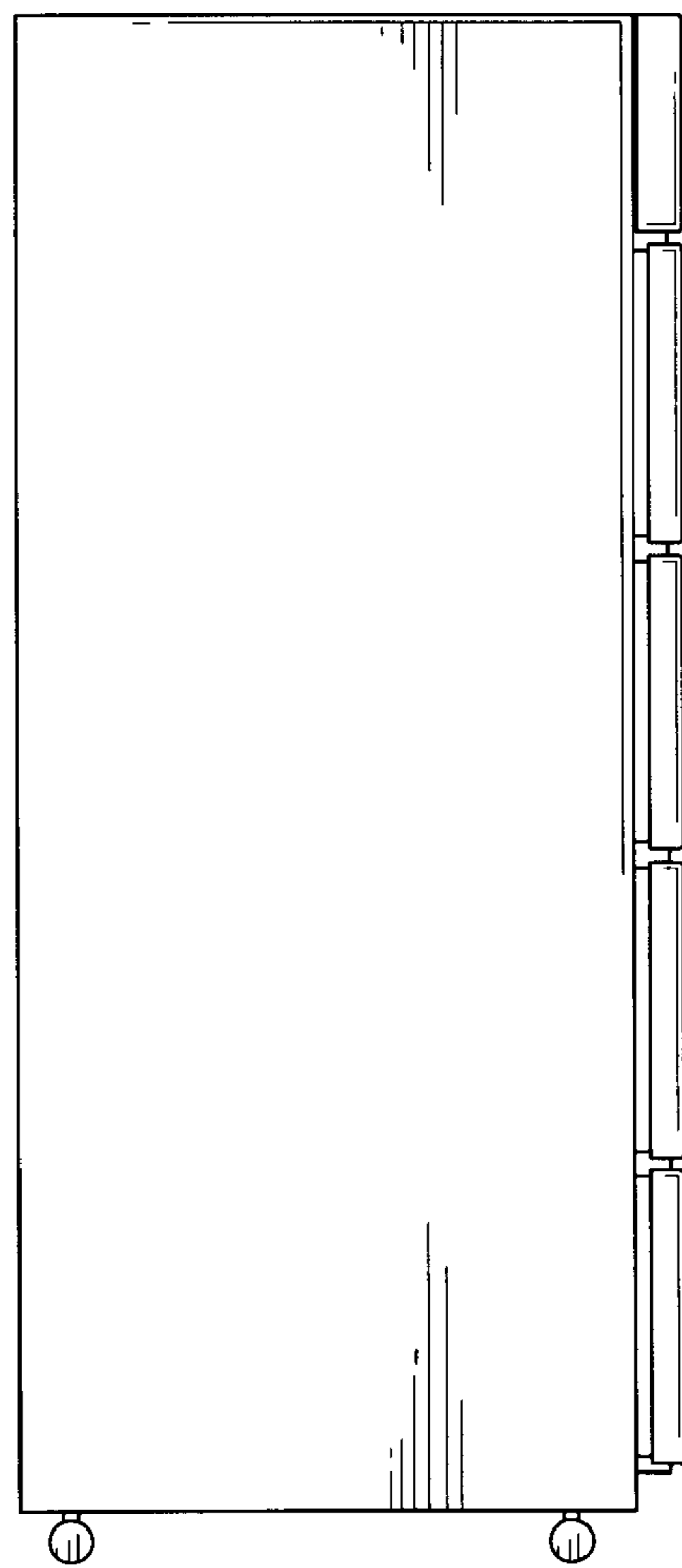
**FIG. 2**




**FIG. 3**



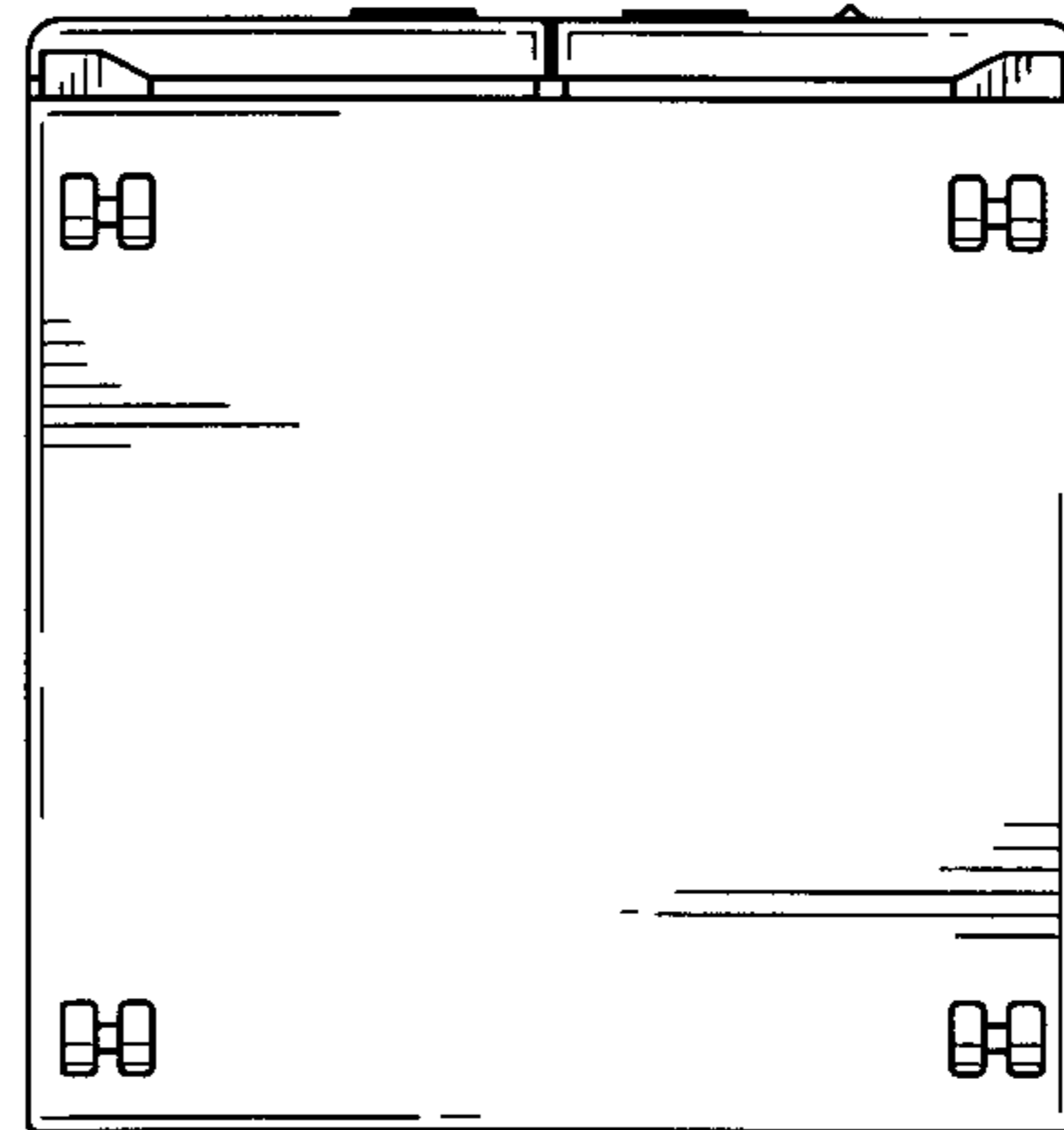
***FIG. 4***



***FIG. 5***



***FIG. 6***



***FIG. 7***