



US00D529030S

(12) **United States Design Patent**  
**Nakamura et al.**

(10) **Patent No.:** **US D529,030 S**

(45) **Date of Patent:** **\*\* Sep. 26, 2006**

(54) **TAPE CARTRIDGE**  
(75) Inventors: **Yasunori Nakamura**, Shinshiro (JP);  
**Nobuhiko Funato**, Gifu (JP);  
**Terumasa Hoshino**, Nagoya (JP);  
**Tsutomu Kato**, Nagoya (JP); **Haruki**  
**Matsumoto**, Nagoya (JP)

(73) Assignee: **Brother Industries, Ltd.**, Nagoya (JP)

(\*\*) Term: **14 Years**

(21) Appl. No.: **29/225,260**

(22) Filed: **Mar. 15, 2005**

(30) **Foreign Application Priority Data**

Sep. 17, 2004 (JP) ..... 2004-028376

(51) **LOC (8) Cl.** ..... **14-02**

(52) **U.S. Cl.** ..... **D14/435; D14/475; D14/481;**  
D21/332

(58) **Field of Classification Search** ..... D14/474,  
D14/475, 478, 481, 483, 335, 496; D21/332,  
D21/333; 463/42-47; 206/307, 308.1; 242/348-348.4;  
360/132-134; 369/272, 273  
See application file for complete search history.

(56) **References Cited**

**U.S. PATENT DOCUMENTS**

D230,991 S \* 3/1974 Catto et al. .... D14/475

4,608,617 A \* 8/1986 Oishi et al. .... 360/133  
5,610,789 A \* 3/1997 Miller ..... 360/132  
5,653,638 A \* 8/1997 Nagata ..... 463/44  
5,681,002 A \* 10/1997 Kikuchi ..... 242/347  
D393,454 S \* 4/1998 Cruden et al. .... D14/475  
5,809,520 A \* 9/1998 Edwards et al. .... 711/115  
5,868,338 A \* 2/1999 Martin et al. .... 242/348  
D474,191 S \* 5/2003 Nakayama ..... D14/475  
D486,498 S \* 2/2004 Stamm et al. .... D14/481  
D491,564 S \* 6/2004 Chaney et al. .... D14/435

\* cited by examiner

*Primary Examiner*—Prabhakar Deshmukh

(74) *Attorney, Agent, or Firm*—Oliff & Berridge, PLC

(57) **CLAIM**

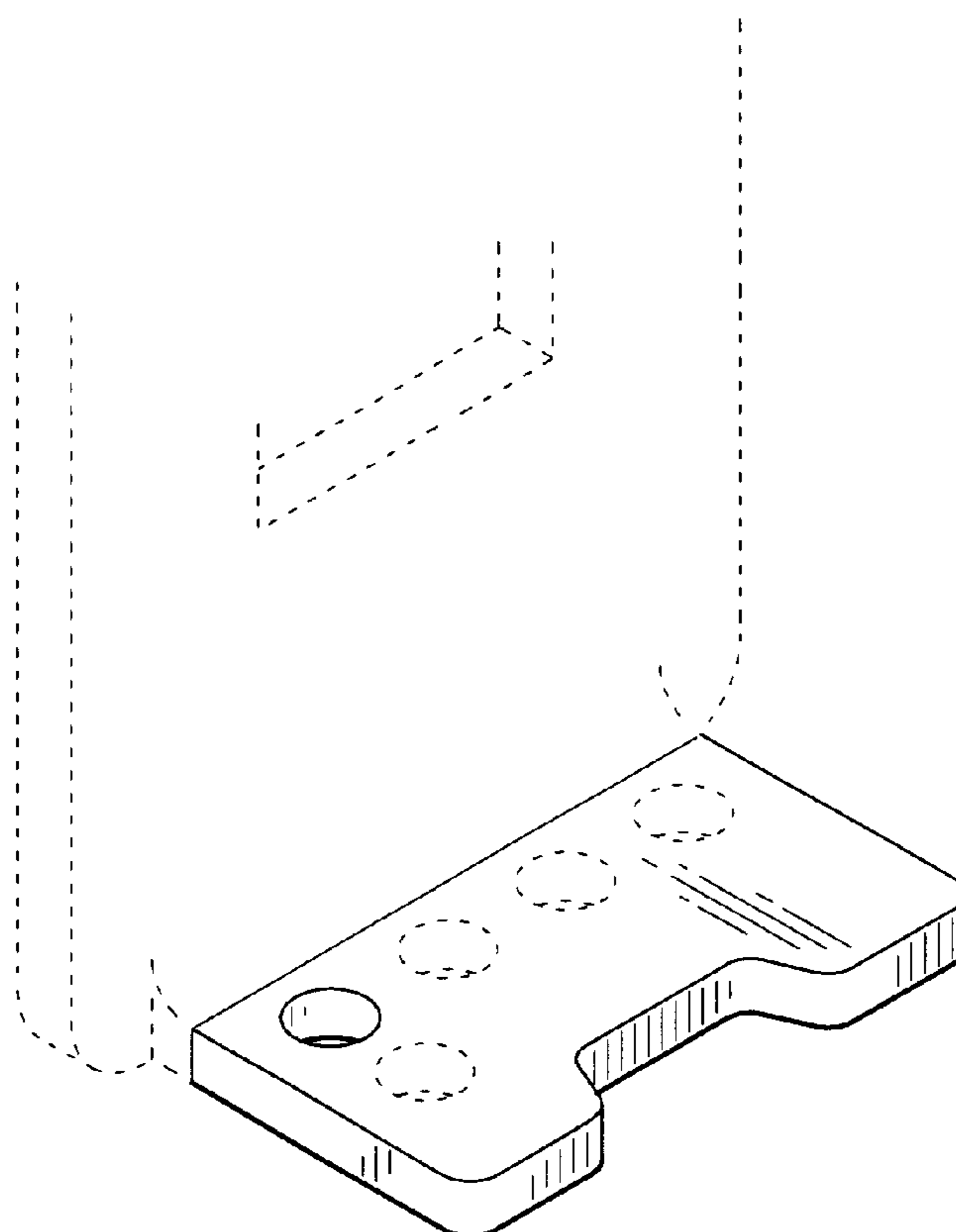
The ornamental design for a tape cartridge, as shown and described.

**DESCRIPTION**

FIG. 1 is a perspective view of a tape cartridge;  
FIG. 2 is an expanded partial perspective view thereof;  
FIG. 3 is a right-side view thereof;  
FIG. 4 is a left-side view thereof;  
FIG. 5 is a rear view thereof; and,  
FIG. 6 is a bottom view thereof.

The broken lines are for illustrative purposes only and do not form part of the claimed design.

**1 Claim, 3 Drawing Sheets**



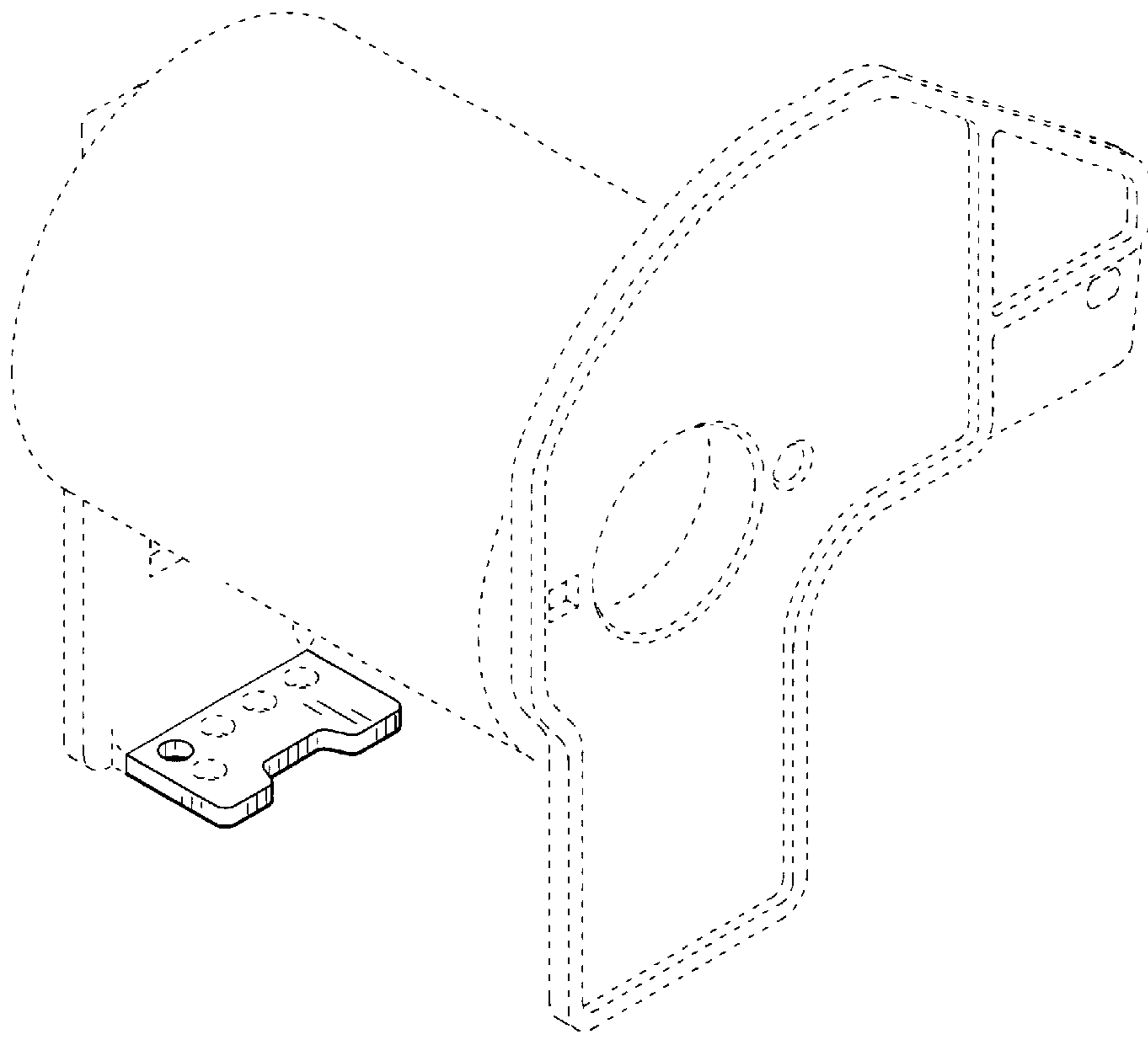


FIG. 1

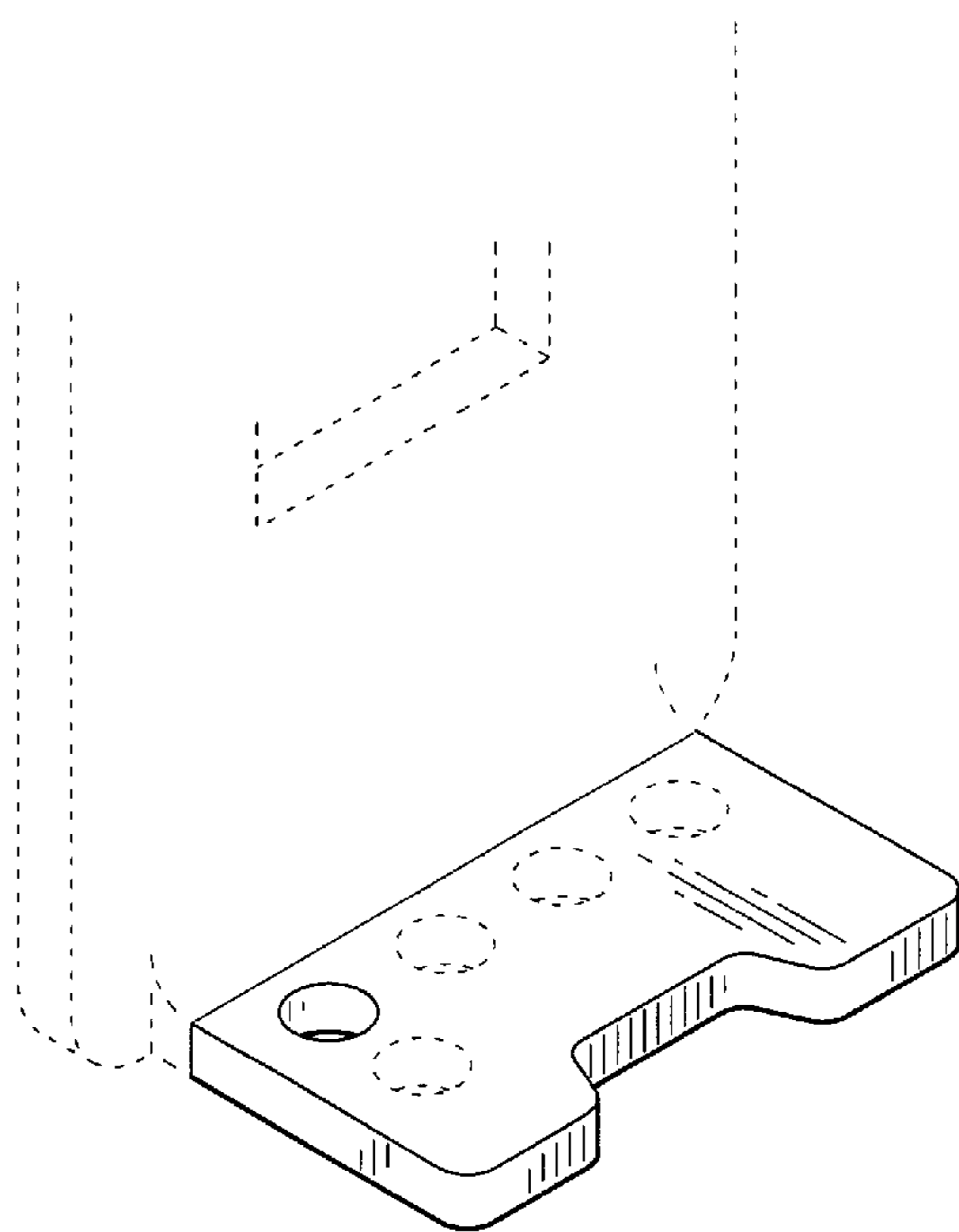


FIG. 2

FIG. 3





FIG. 4



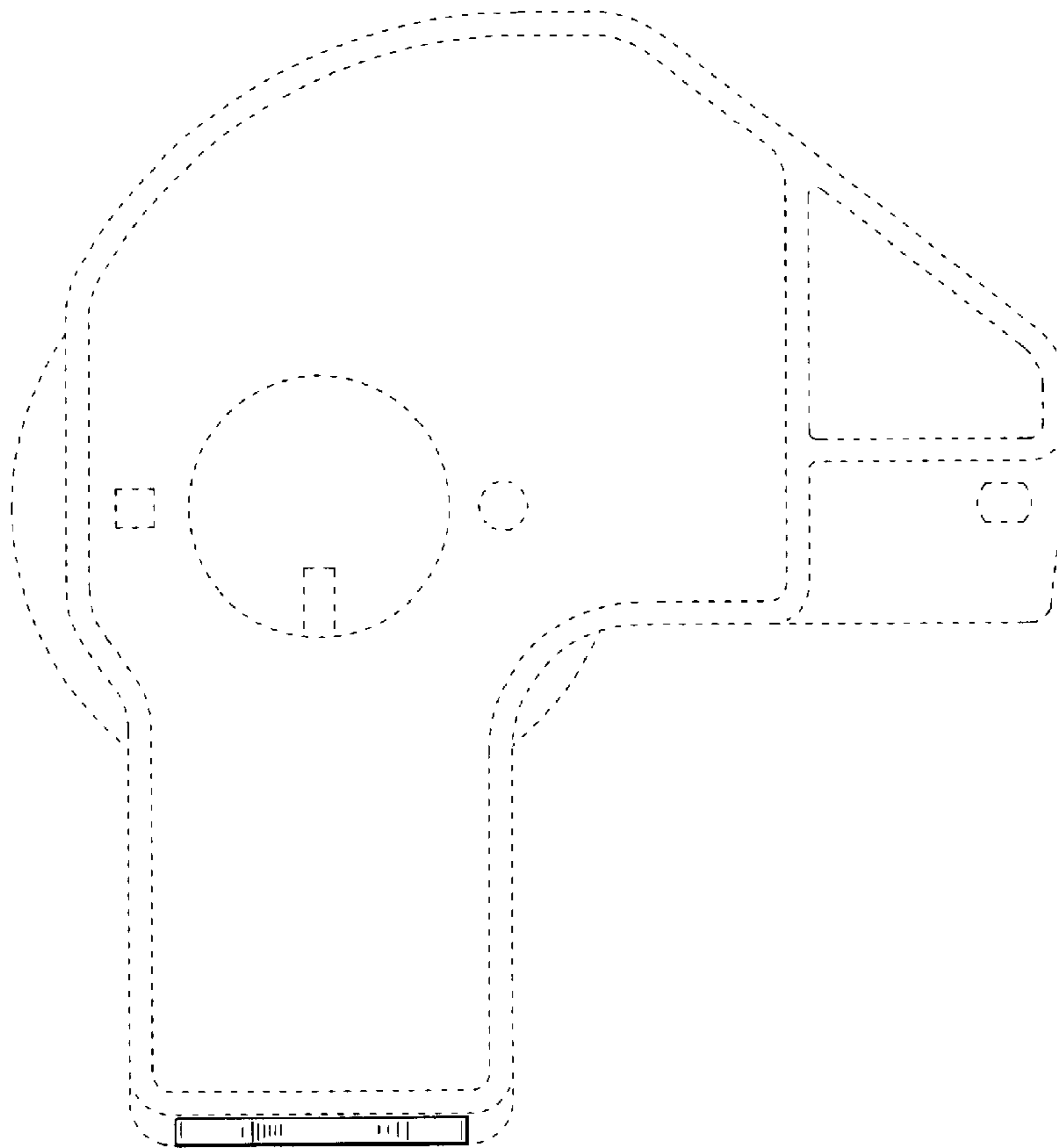


FIG. 5

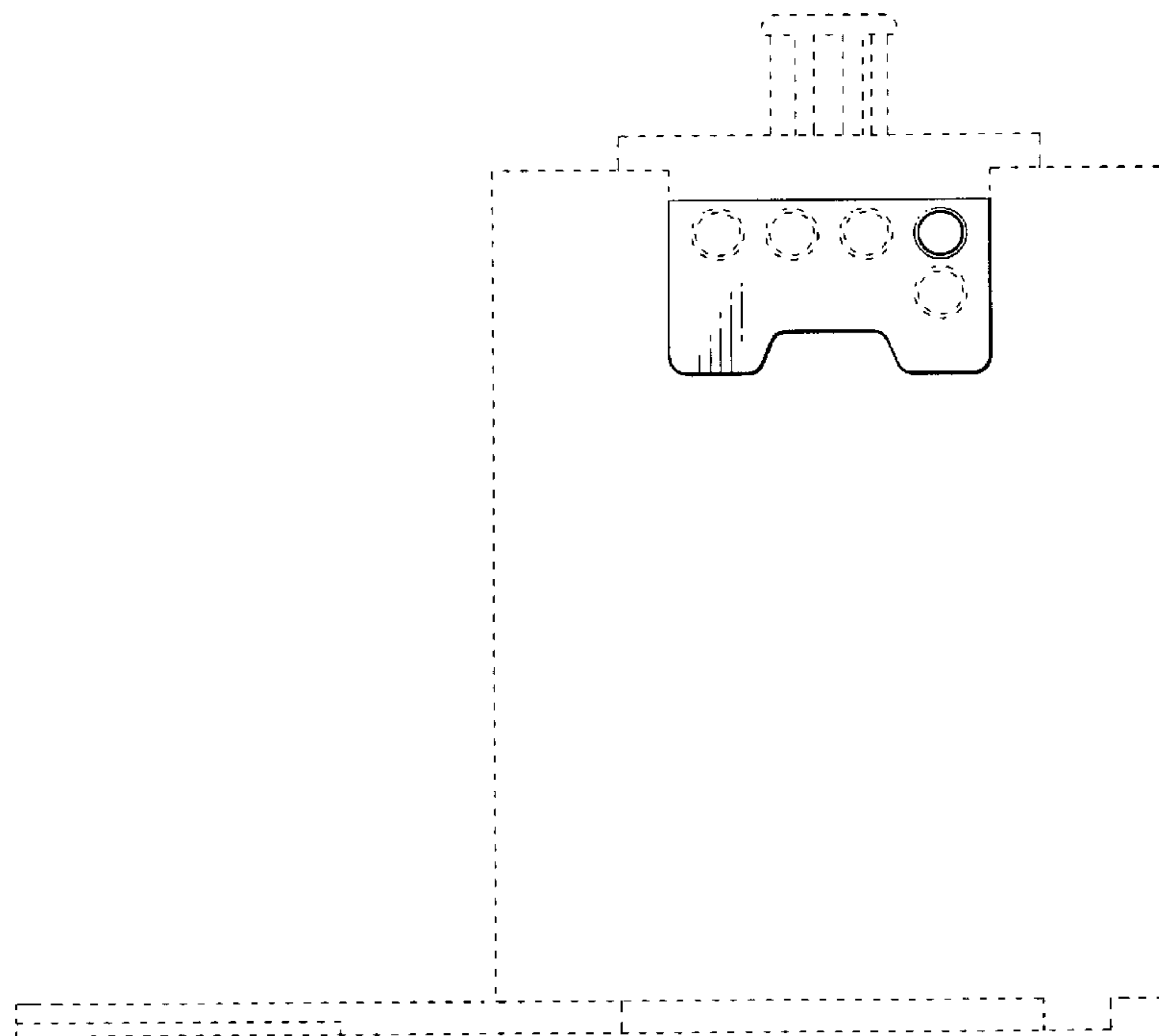


FIG. 6