

US00D529022S

(12) **United States Design Patent** (10) **Patent No.:** **US D529,022 S**
Lyles (45) **Date of Patent:** **** Sep. 26, 2006**

(54) **KEY BUTTON ARRANGEMENT FOR A HANDSET**

(75) Inventor: **Justin Lyles**, San Diego, CA (US)

(73) Assignee: **Nokia Corporation**, Espoo (FI)

(**) Term: **14 Years**

(21) Appl. No.: **29/200,576**

(22) Filed: **Mar. 2, 2004**

(51) **LOC (8) Cl.** **14-03**

(52) **U.S. Cl.** **D14/247**

(58) **Field of Classification Search** D14/137,
D14/138, 147-148, 247-248, 144, 218, 341-347,
D14/455, 456; 379/433.01-433.13, 434;
455/575.1, 566, 556.1; D21/517, 329, 331;
345/169
See application file for complete search history.

(56) **References Cited**

U.S. PATENT DOCUMENTS

D450,689 S	*	11/2001	Langford et al.	D14/247
D476,320 S	*	6/2003	Arbisi et al.	D14/247
D479,514 S	*	9/2003	Chan	D14/138
D484,477 S	*	12/2003	Salmi	D14/138
D484,861 S		1/2004	Lee et al.		
D484,865 S	*	1/2004	Arbisi	D14/138
D484,873 S	*	1/2004	Salmi	D14/247
D487,438 S	*	3/2004	Sheu	D14/138
D488,789 S	*	4/2004	Lee	D14/138
D489,060 S	*	4/2004	Liao et al.	D14/247
D491,930 S	*	6/2004	Widiaman	D14/247
D492,276 S	*	6/2004	Walliser et al.	D14/138
D492,660 S	*	7/2004	Kim et al.	D14/138
D493,781 S	*	8/2004	Sheu	D14/247
D494,561 S		8/2004	Kagami et al.		
D494,949 S	*	8/2004	Arnholt et al.	D14/138
D495,687 S	*	9/2004	Arbisi	D14/247
D496,641 S	*	9/2004	Seo	D14/138
D498,473 S	*	11/2004	Sheu	D14/247
D498,752 S		11/2004	Kagami et al.		
D500,749 S		1/2005	Kim		

(Continued)

FOREIGN PATENT DOCUMENTS

EM	000119649-0001	4/2004
EM	000119649-0002	4/2004
EM	000119649-0003	4/2004
EM	000119649-0004	4/2004
WO	DM/056216	* 5/2001
WO	DM060792	* 6/2002
WO	DM/064218	10/2003
WO	DM/065073	4/2004
WO	DM/065421	7/2004
WO	DM/065507	7/2004
WO	DM/066301	* 12/2004
WO	DM/066599	* 4/2005

OTHER PUBLICATIONS

“DIME”, published Oct. 2000, J-phone handsetcover and p. 134.*

English translation of Japanese Office Action for Design Application No. 2004-026636, dated Feb. 1, 2005.

Primary Examiner—Jeffrey Asch

(74) *Attorney, Agent, or Firm*—Banner & Witcoff, Ltd.

(57) **CLAIM**

I claim the ornamental design for a key button arrangement for a handset as shown and described.

DESCRIPTION

FIG. 1 is a front view of a keybutton arrangement for a handset showing my new design in an environment of disclaimed a disclaimed handset;


FIG. 2 is a front perspective view thereof;

FIG. 3 is a front view of a second embodiment of a key button arrangement for a handset showing my new design in an environment of a disclaimed key mat; and

FIG. 4 is a front perspective view thereof.

The broken line in FIGS. 1-2 showing the remainder of the handset and the broken lines in FIGS. 3-4 showing the key mat are for illustrative purposes only and form no part of the claimed design.

1 Claim, 2 Drawing Sheets



US D529,022 S

Page 2

U.S. PATENT DOCUMENTS

D500,992 S	*	1/2005	Shen et al.	D14/138	D505,934 S	*	6/2005	Gonser	D14/138
D502,157 S	*	2/2005	Kim et al.	D14/138	D506,190 S	*	6/2005	Mehandjiysky	D14/138
D502,933 S	*	3/2005	Munstermann	D14/138	D506,191 S	*	6/2005	Majanen	D14/138
D503,162 S	*	3/2005	Kagami et al.	D14/138	D506,750 S	*	6/2005	Mehandjiysky	D14/247
D503,163 S	*	3/2005	Chan et al.	D14/138	D507,562 S	*	7/2005	Kim	D14/247
D504,879 S	*	5/2005	Moss	D14/138	D507,563 S	*	7/2005	Moss	D14/247
D505,418 S		5/2005	Kim			2003/0038787 A1	*	2/2003	Nishiyama	345/169

* cited by examiner

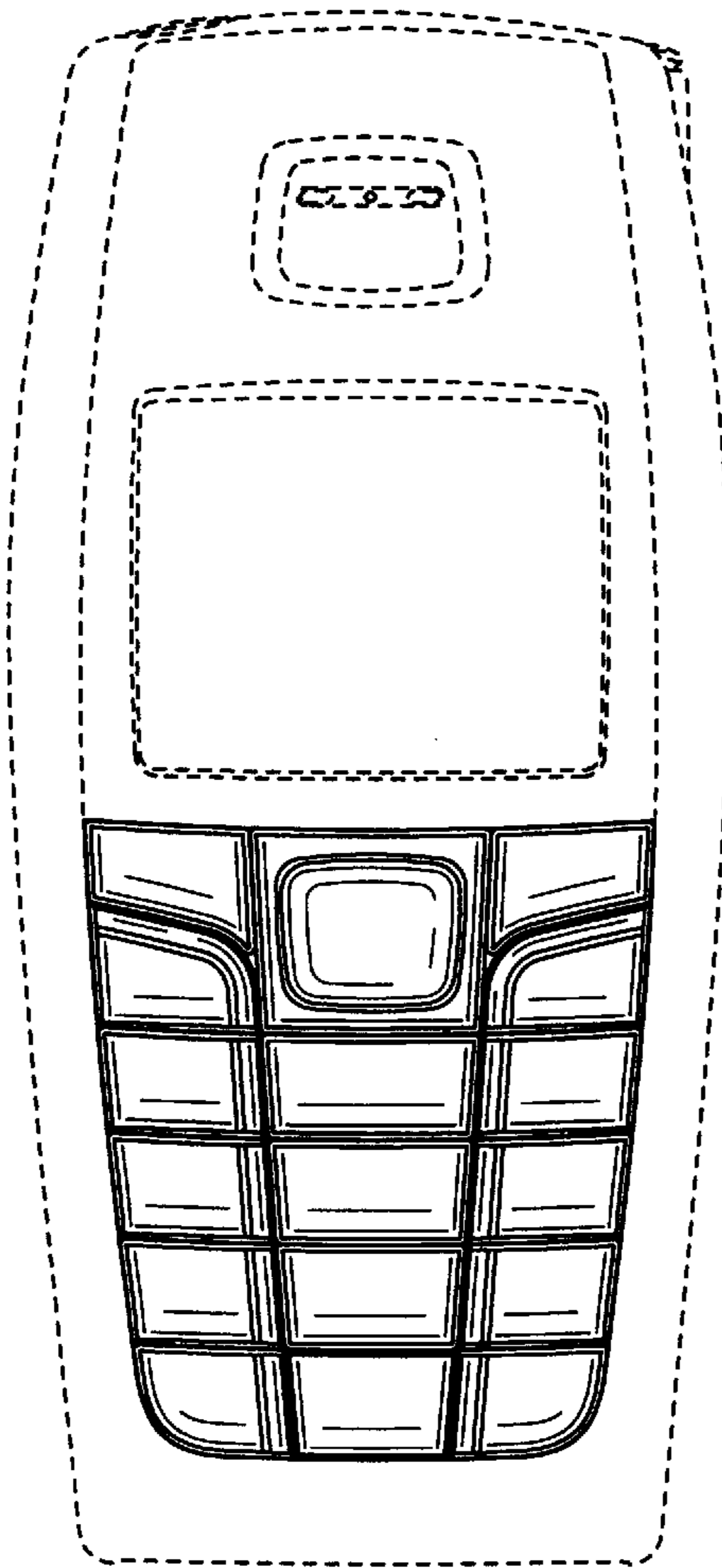


FIG. 1




FIG. 2

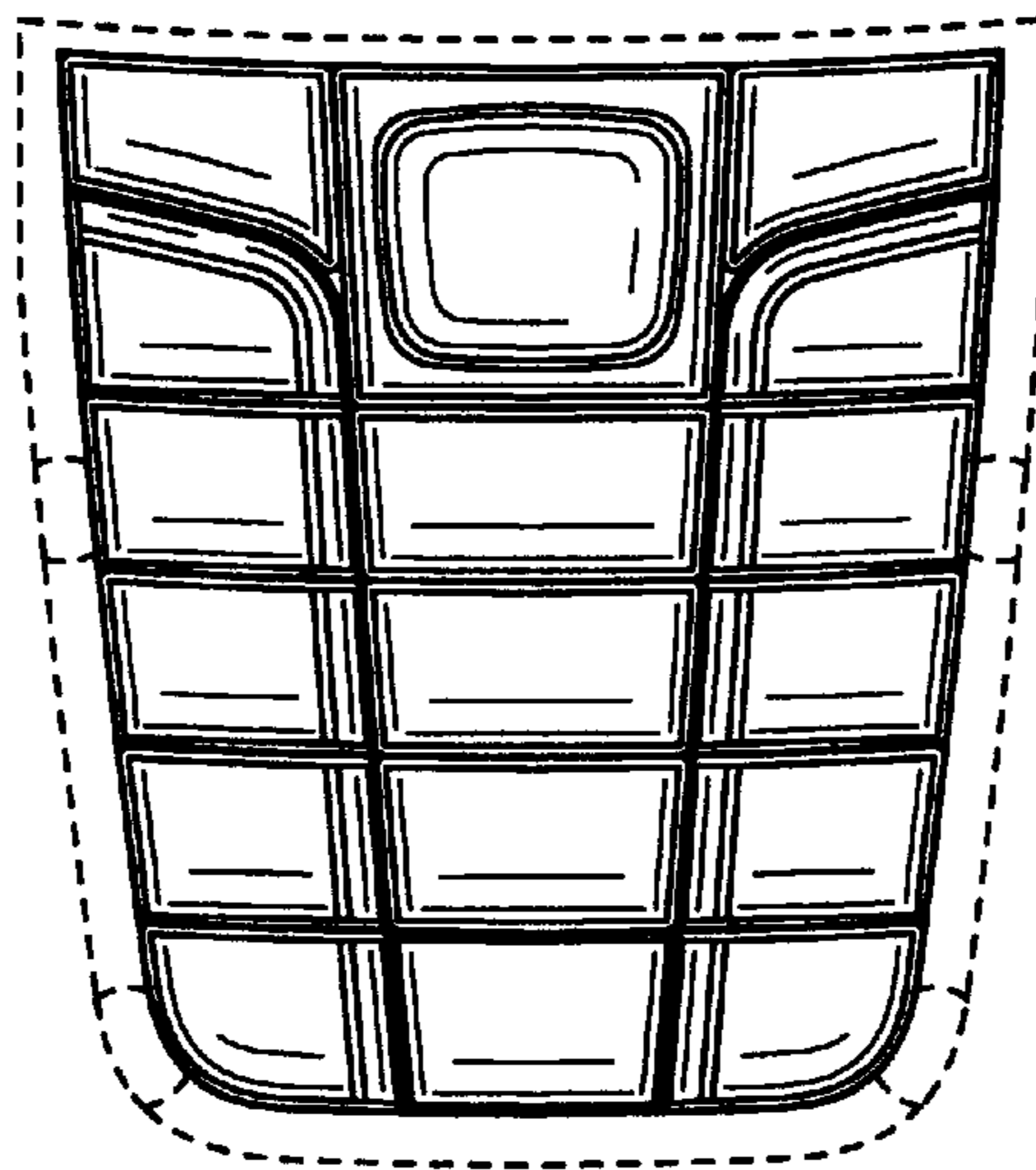


FIG. 4

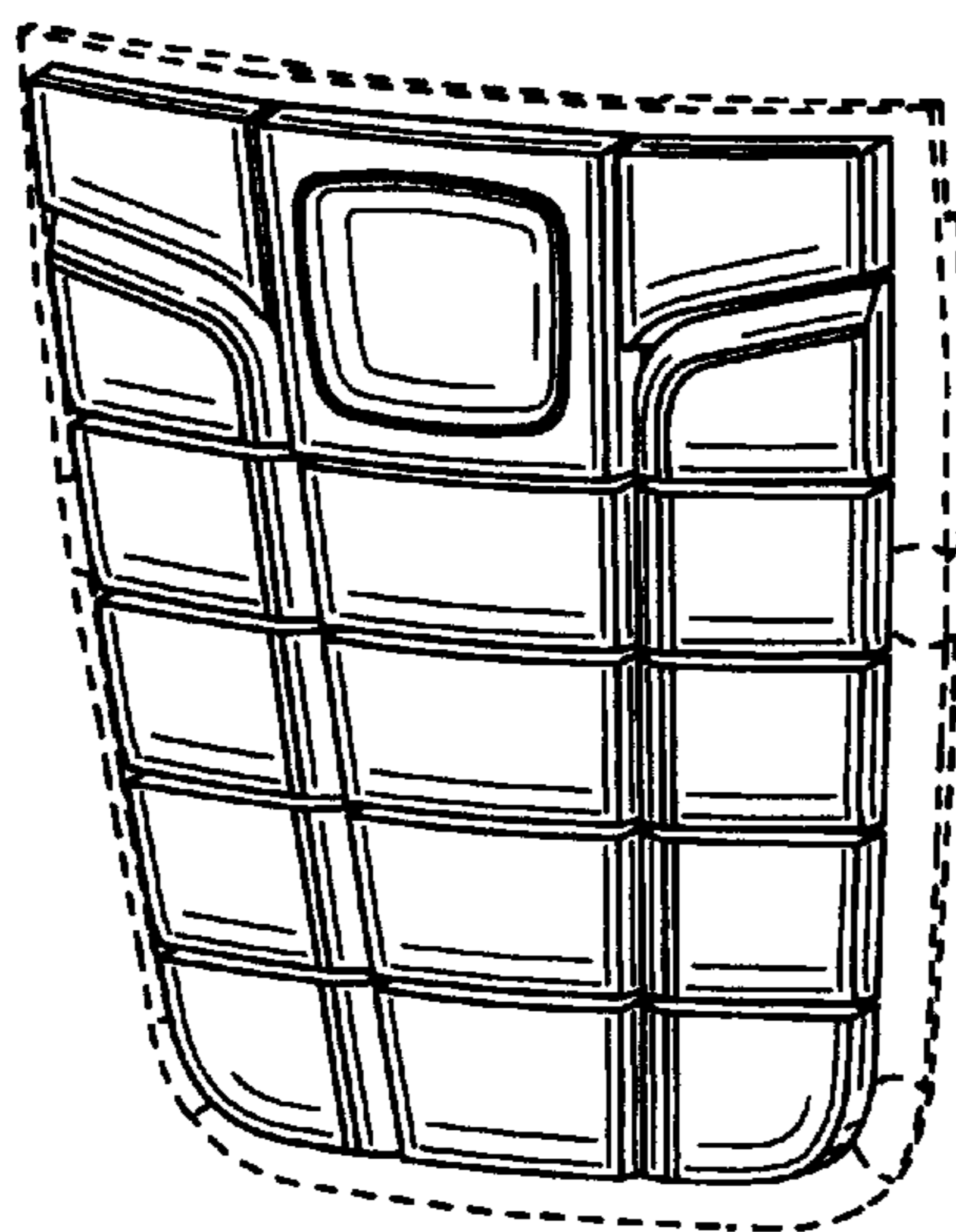


FIG. 3