

US00D529015S

(12) **United States Design Patent**
Rose et al.

(10) **Patent No.:** **US D529,015 S**

(45) **Date of Patent:** **** Sep. 26, 2006**

(54) **HANDSET**

(75) Inventors: **Scott D. Rose**, Waterloo (CA); **Chris K C Leung**, Waterloo (CA)

(73) Assignee: **Research In Motion Limited**, Ontario (CA)

(**) Term: **14 Years**

(21) Appl. No.: **29/231,068**

(22) Filed: **Jun. 1, 2005**

(51) **LOC (8) Cl.** **14-03**

(52) **U.S. Cl.** **D14/138; D14/147; D14/248**

(58) **Field of Classification Search** D14/137-138, D14/142, 159, 191, 347, 147-150, 205-206, D14/218, 248; 379/428.01, 428.02, 433.01, 379/433.04, 433.07, 434; D21/329, 333, D21/517

See application file for complete search history.

(56) **References Cited**

U.S. PATENT DOCUMENTS

D74,528 S	*	2/1928	Wilcox	D14/248
D196,921 S	*	11/1963	Mattke	D14/147
D210,775 S	*	4/1968	Dreyfuss	D14/248
D284,761 S	*	7/1986	Ryan	D14/147
D284,858 S	*	7/1986	Kao	D14/248
D291,083 S	*	7/1987	Davidson	D14/248
D339,128 S	*	9/1993	Claxton et al.	D14/138
D352,028 S	*	11/1994	Siddoway et al.	D14/138
D354,960 S	*	1/1995	Viemeister et al.	D14/248
D355,181 S	*	2/1995	Siddoway	D14/138
D357,921 S	*	5/1995	Ming-Chin	D14/223
D377,023 S	*	12/1996	Andrea	D14/218
D378,678 S	*	4/1997	Tyneski et al.	D14/137
D382,874 S	*	8/1997	Peschke et al.	D14/142
D390,844 S	*	2/1998	Tung	D14/148
D391,578 S	*	3/1998	Brunner et al.	D14/248
D410,647 S	*	6/1999	Lytel	D14/147

D422,587 S	*	4/2000	Wild	D14/138
D429,714 S	*	8/2000	Lytel	D14/147
D446,512 S	*	8/2001	Lee	D14/248
D448,744 S	*	10/2001	Yu et al.	D14/138
D450,675 S	*	11/2001	Kim et al.	D14/138
D477,821 S	*	7/2003	Bieltvedt et al.	D14/206
D500,491 S	*	1/2005	Eroma et al.	D14/205
D509,210 S	*	9/2005	Skulley et al.	D14/205
D517,440 S	*	3/2006	Gehalo et al.	D10/106
2003/0013502 A1	*	1/2003	Lin	455/569
2004/0062388 A1	*	4/2004	MacDonald et al.	...	379/433.03

FOREIGN PATENT DOCUMENTS

WO DM/056543 * 6/2001

* cited by examiner

Primary Examiner—Charles A. Rademaker

Assistant Examiner—Carla Jobe Wright

(74) *Attorney, Agent, or Firm*—Brij K. Agarwal; Eckert Seamans Cherin & Mellot, LLC

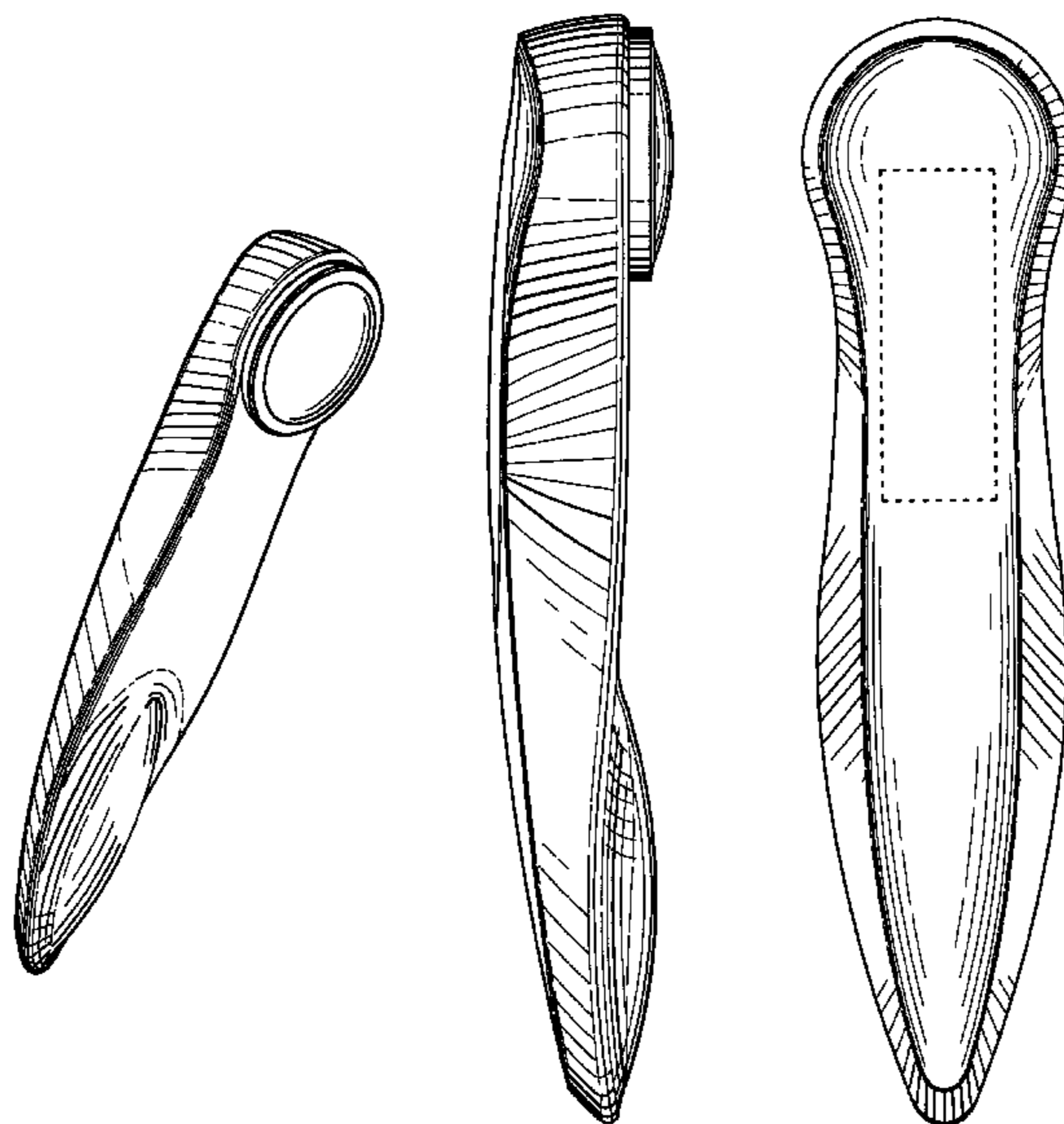
(57) **CLAIM**

The ornamental design for a handset, as shown and described.

DESCRIPTION

FIG. 1 is a perspective view of a handset depicting our new design;
FIG. 2 is another perspective view thereof;
FIG. 3 is a left side elevational view thereof;
FIG. 4 is a front elevational view thereof;
FIG. 5 is a bottom plan view thereof;
FIG. 6 is a top plan view thereof;
FIG. 7 is a right side elevational view thereof; and,
FIG. 8 is a rear elevational view thereof.
The broken line showing of the rectangular feature on the rear of the handset in FIGS. 2, 6, and 8 is for illustrative purposes only and forms no part of the claimed design.

1 Claim, 3 Drawing Sheets



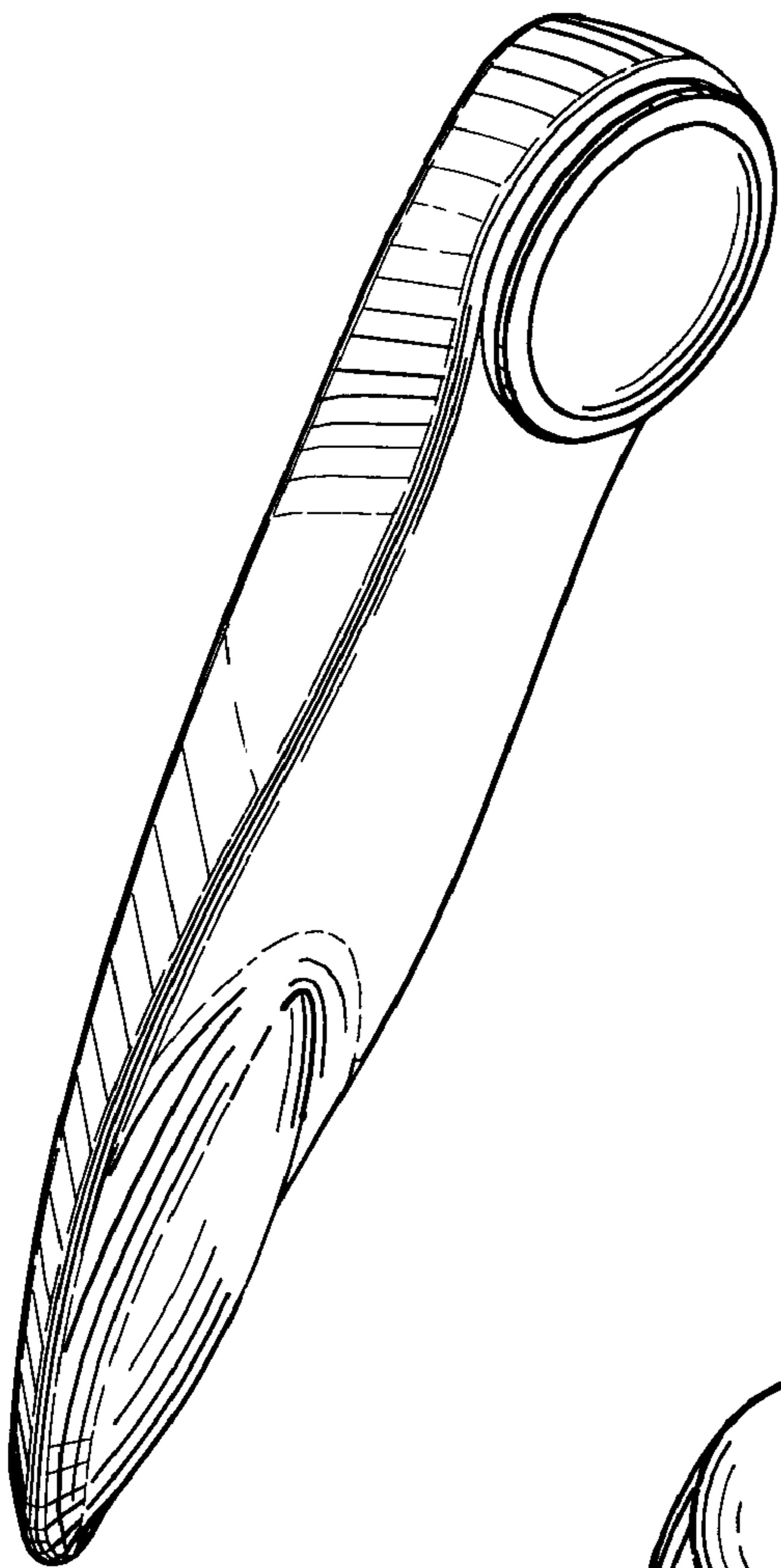


FIG.1

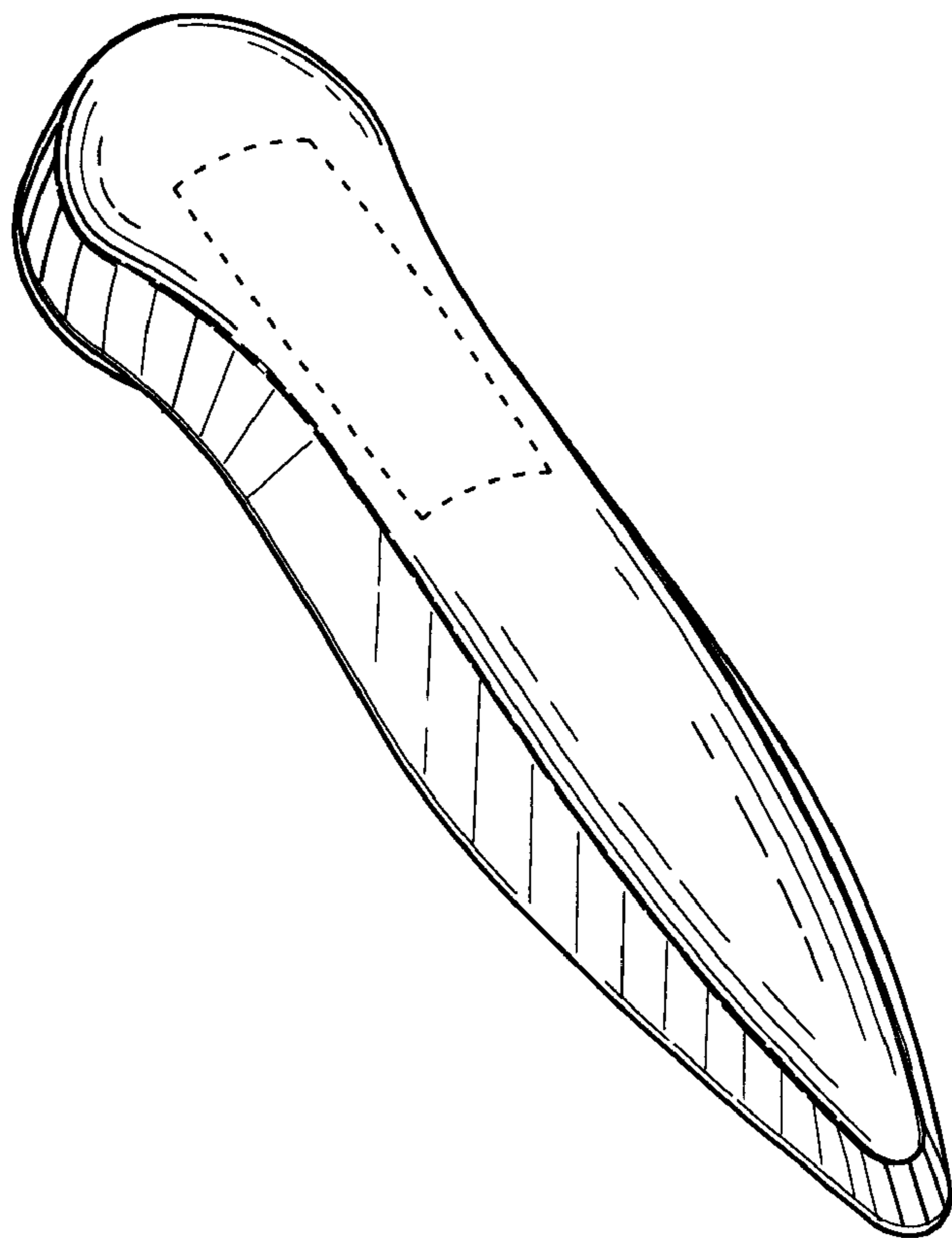


FIG.2

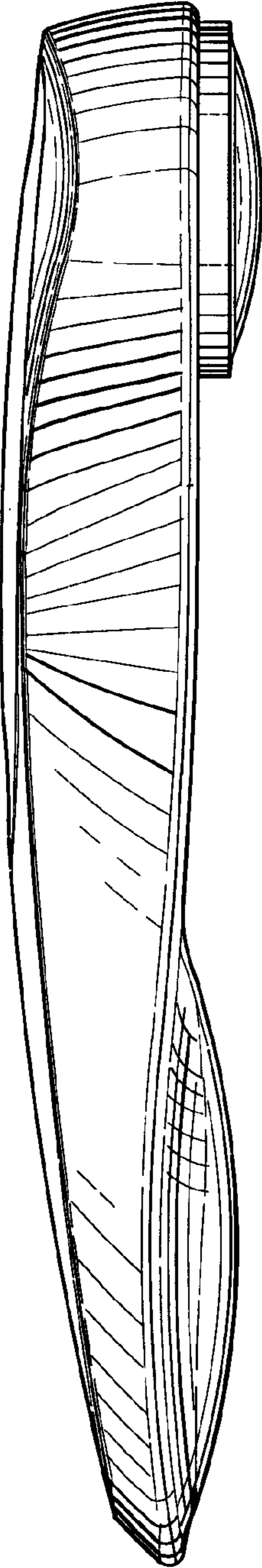


FIG.3

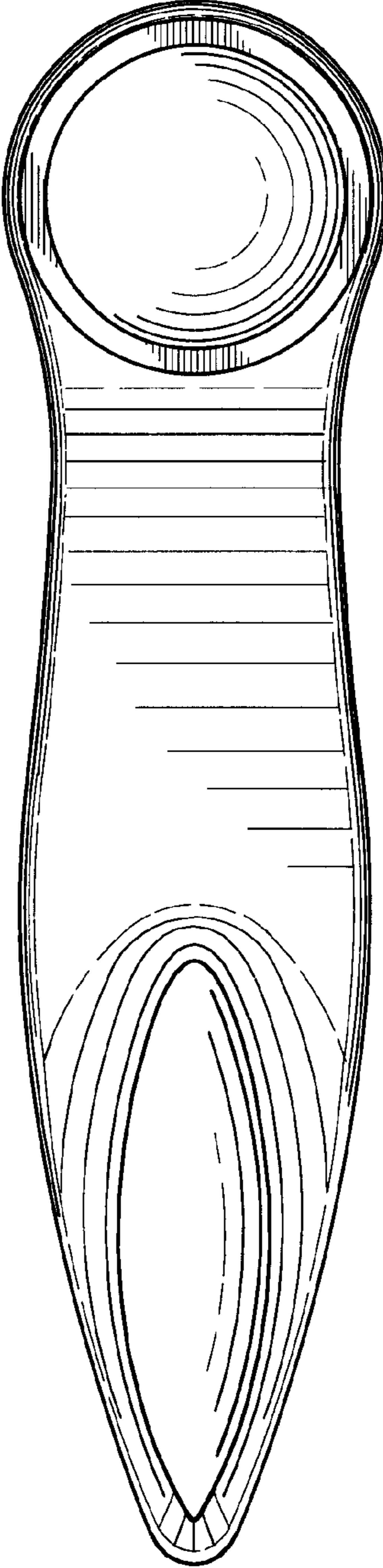


FIG.4

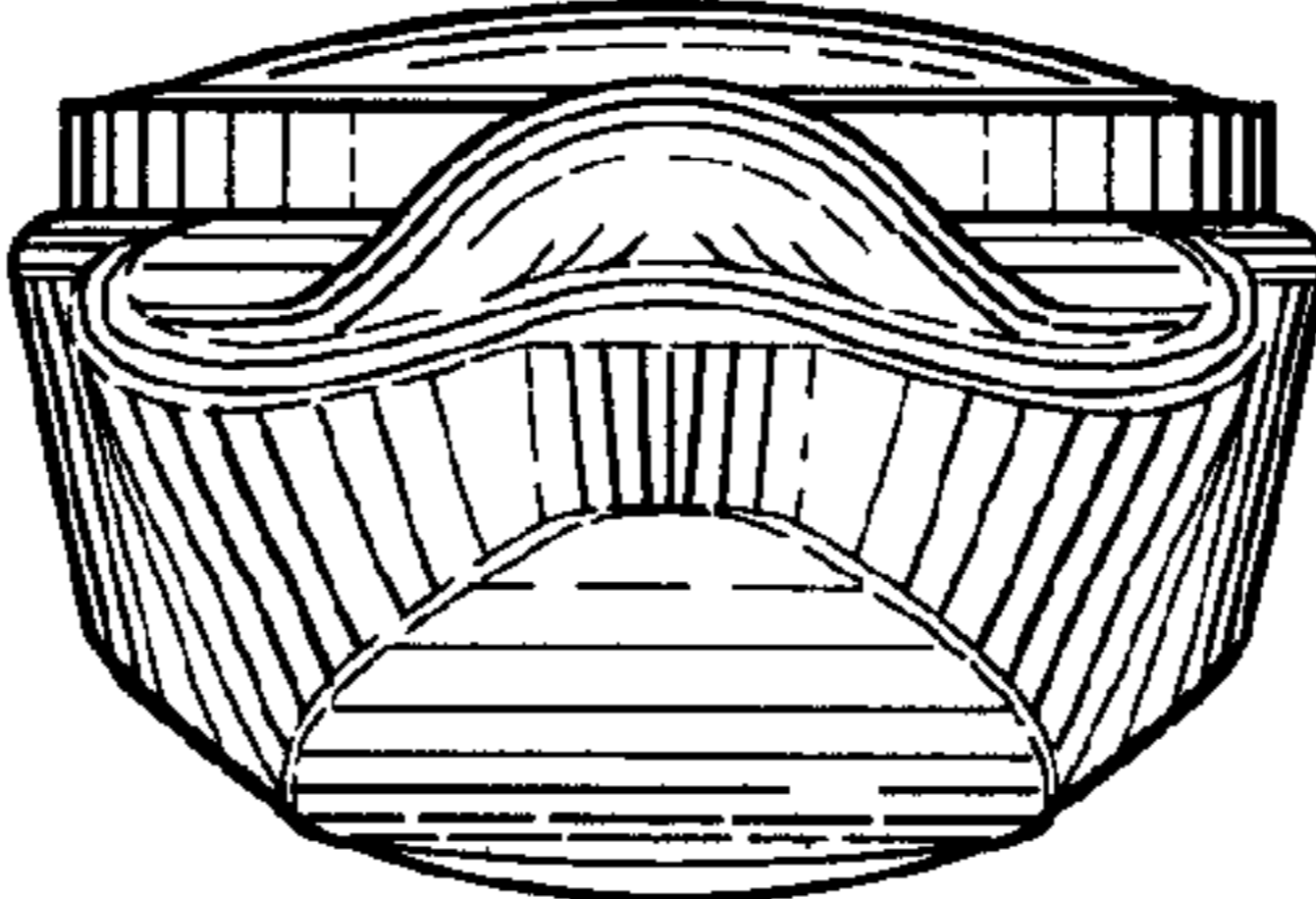


FIG.5

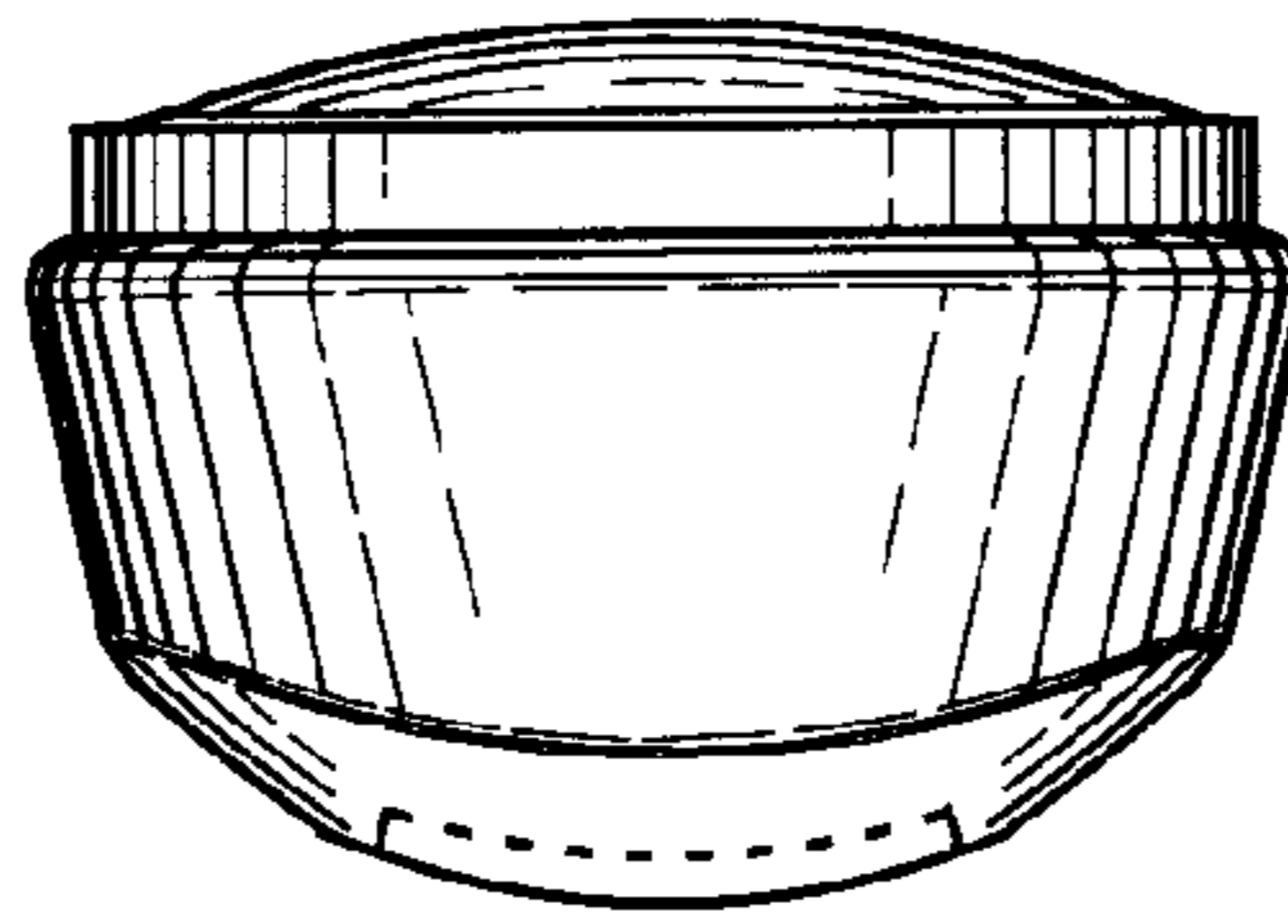


FIG. 6




FIG. 7

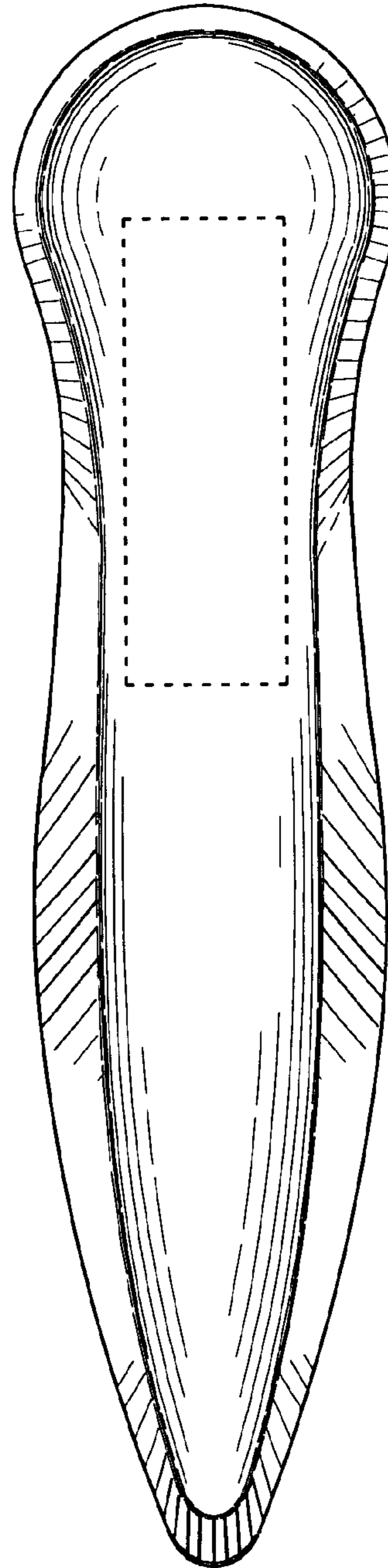


FIG. 8