



US00D528996S

(12) **United States Design Patent**
Egawa

(10) **Patent No.:** **US D528,996 S**

(45) **Date of Patent:** **** *Sep. 26, 2006**

(54) **LIGHT EMITTING DIODE MODULE**

(75) **Inventor:** **Kazuo Egawa, Tokyo (JP)**

(73) **Assignee:** **Toshiba Lighting & Technology Corporation, Tokyo (JP)**

(*) **Notice:** This patent is subject to a terminal disclaimer.

(**) **Term:** **14 Years**

(21) **Appl. No.:** **29/227,683**

(22) **Filed:** **Apr. 13, 2005**

(30) **Foreign Application Priority Data**

Oct. 14, 2004 (JP) 2004-031282

(51) **LOC (8) Cl.** **13-03**

(52) **U.S. Cl.** **D13/180**

(58) **Field of Classification Search** D13/180;
D26/2; 257/79, 80, 81, 82, 88, 89, 95, 98,
257/99, 100, 433, 434, 666; 313/483, 498,
313/500; 361/820; 362/235, 249, 555, 800;
372/45

See application file for complete search history.

(56) **References Cited**

U.S. PATENT DOCUMENTS

5,400,229 A * 3/1995 Lin 362/249
D363,464 S * 10/1995 Fukasawa D13/182

6,106,137 A * 8/2000 Adams et al. 362/237
6,142,647 A * 11/2000 Hayakawa 362/230
6,422,716 B1 * 7/2002 Henrici et al. 362/249
6,462,669 B1 * 10/2002 Pederson 340/815.45
6,550,929 B1 * 4/2003 Dumas 362/84
6,641,283 B1 * 11/2003 Bohler 362/238
6,713,868 B1 * 3/2004 Ueno 257/730
D494,288 S * 8/2004 Matsui et al. D26/2
2003/0053310 A1 * 3/2003 Sommers 362/231
2005/0231949 A1 * 10/2005 Kim et al. 362/249

* cited by examiner

Primary Examiner—Selina Sikder

(74) *Attorney, Agent, or Firm*—J.C. Patents

(57) **CLAIM**

The ornamental design for a light emitting diode module, as shown and described.

DESCRIPTION

FIG. 1 is a perspective view of a light emitting diode module showing the new design.

FIG. 2 is a front view thereof.

FIG. 3 is a rear view thereof.

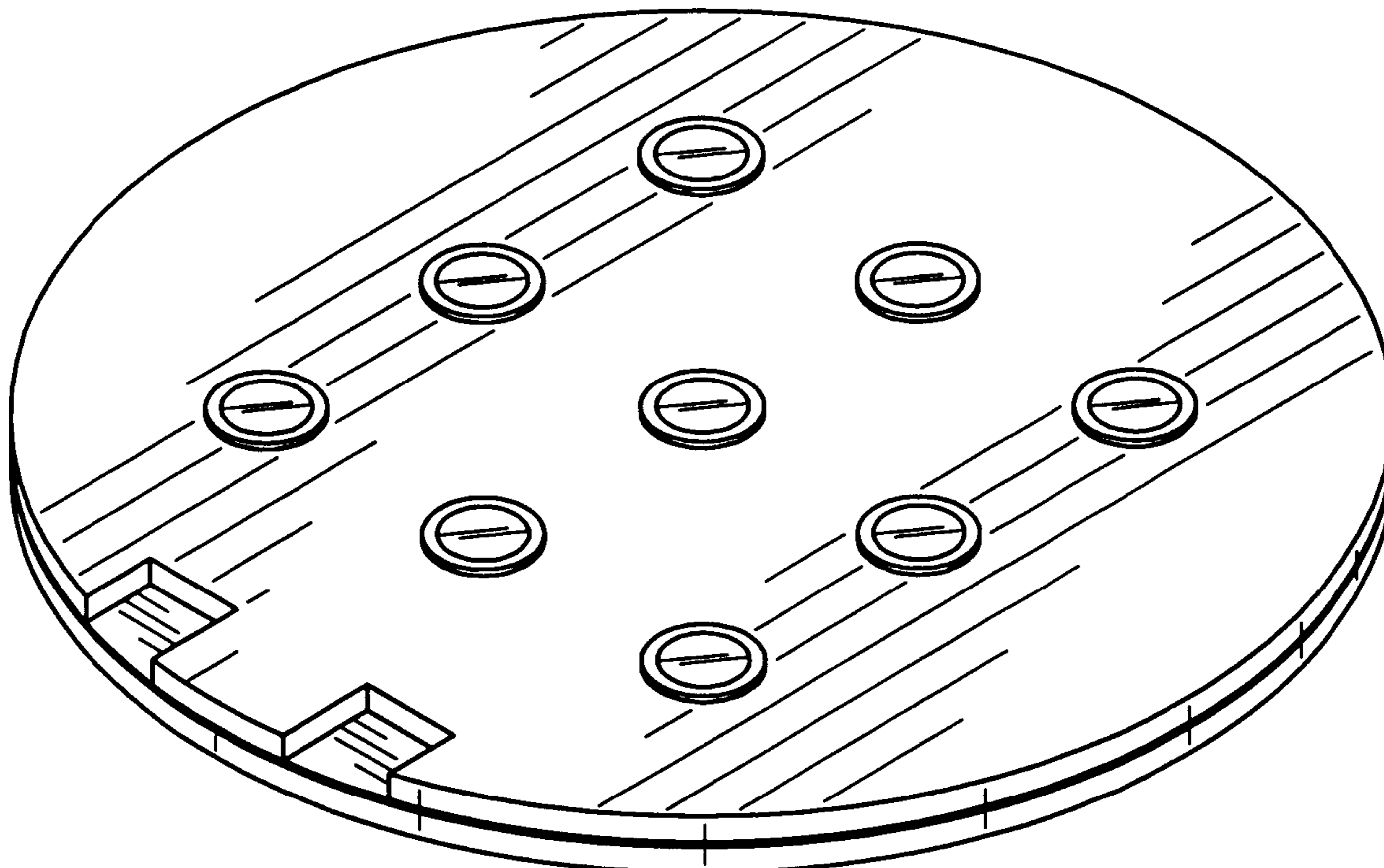
FIG. 4 is a right side view thereof, wherein the left side view being a mirror image of the right side view.

FIG. 5 is a top plan view thereof.

FIG. 6 is a bottom plan view thereof; and,

FIG. 7 is an enlarged cross-sectional view taken along line 7—7 in FIG. 2 with the internal parts omitted.

1 Claim, 7 Drawing Sheets



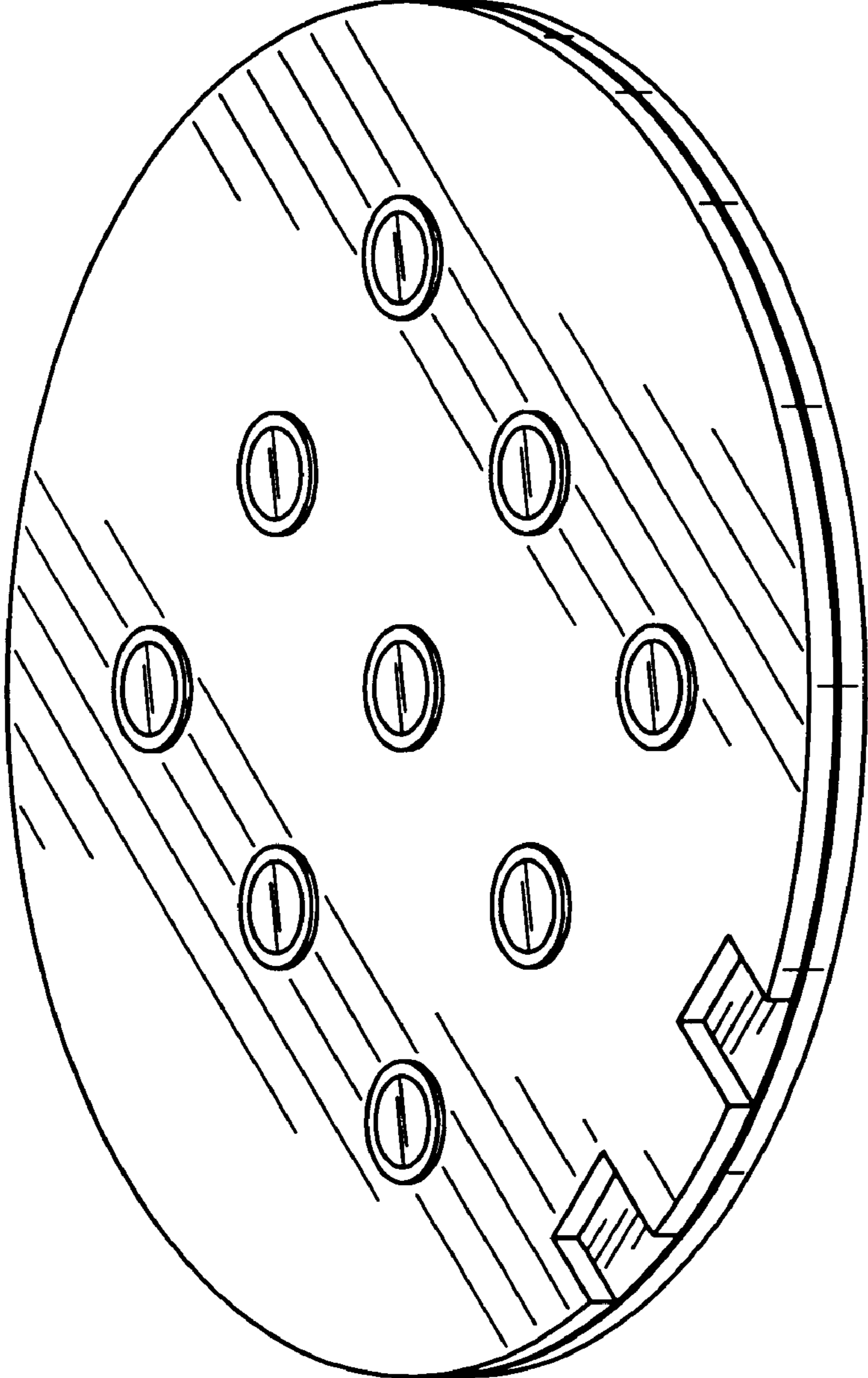


FIG. 1

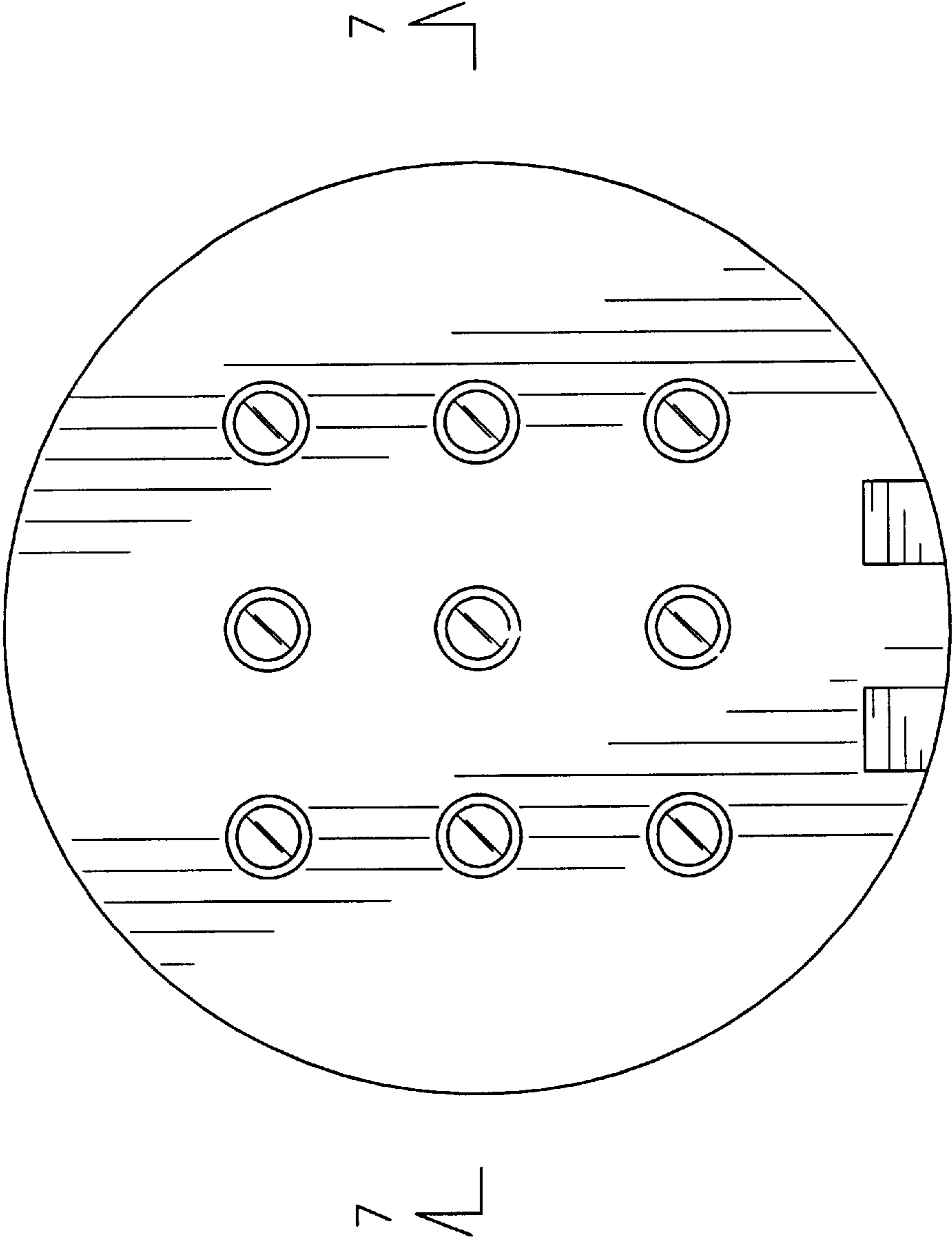


FIG. 2

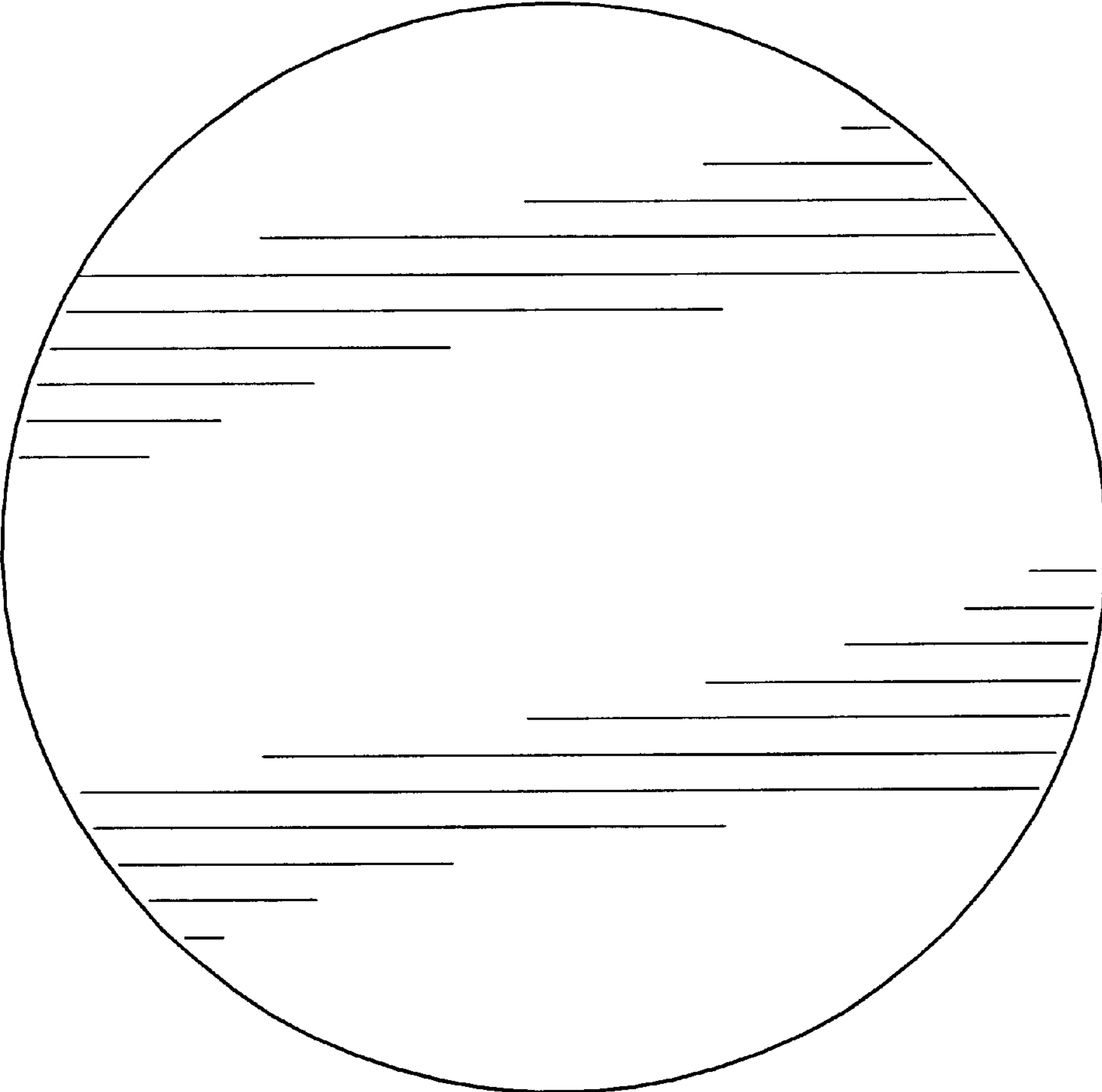


FIG. 3



FIG. 4



FIG. 5



FIG. 6

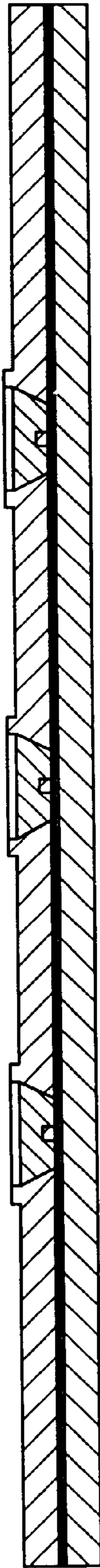


FIG. 7