

US00D528995S

(12) **United States Design Patent**  
**Nohara et al.**

(10) **Patent No.:** **US D528,995 S**

(45) **Date of Patent:** **\*\* \*Sep. 26, 2006**

(54) **ARC TUBE**

(75) Inventors: **Hiroshi Nohara**, Nishinomiya (JP);  
**Nobuyoshi Takeuchi**, Ibaraki (JP);  
**Mikio Miura**, Takatsuki (JP); **Atsushi**  
**Utsubo**, Toyonaka (JP); **Yukiya**  
**Kanazawa**, Osaka (JP)

(73) Assignee: **Matsushita Electric Industrial Co.,**  
**Ltd.**, Osaka (JP)

(\*) Notice: This patent is subject to a terminal dis-  
claimer.

(\*\*) Term: **14 Years**

(21) Appl. No.: **29/226,592**

(22) Filed: **Mar. 30, 2005**

(30) **Foreign Application Priority Data**

Oct. 29, 2004 (JP) ..... 2004-033106

(51) **LOC (8) Cl.** ..... **13-03**

(52) **U.S. Cl.** ..... **D13/180**

(58) **Field of Classification Search** ..... D13/180;  
D26/2; 264/6, 632, 636; 313/12, 15, 25, 51,  
313/113, 493, 571, 620, 623, 625, 634; 315/47,  
315/56, 73; 361/760, 807; 362/263; 445/21,  
445/26

See application file for complete search history.

(56) **References Cited**

**U.S. PATENT DOCUMENTS**

2,248,979 A \* 7/1941 Friederich et al. .... 315/51

3,721,846 A *	3/1973	Cohen .....	313/15
3,746,914 A *	7/1973	Olson et al. ....	315/47
4,387,067 A *	6/1983	Kobayashi et al. ....	264/636
4,594,529 A *	6/1986	de Vrijer .....	313/571
4,678,960 A *	7/1987	Reiling .....	313/25
5,757,110 A *	5/1998	Motiduki et al. ....	313/25
5,856,721 A *	1/1999	Gordin et al. ....	313/25
6,087,774 A *	7/2000	Nakayama et al. ....	313/607
6,731,069 B1 *	5/2004	Newell et al. ....	313/643
6,905,230 B1 *	6/2005	Schmitkons .....	362/263
2002/0021093 A1 *	2/2002	Kakisaka et al. ....	313/634

\* cited by examiner

*Primary Examiner*—Selina Sikder

(74) *Attorney, Agent, or Firm*—Brinks Hofer Gilson &  
Lione

(57) **CLAIM**

We claim the ornamental design for an arc tube, as shown  
and described.

**DESCRIPTION**

FIG. 1 is a front view of an arc tube of the present invention;  
FIG. 2 is a rear view thereof;  
FIG. 3 is a left side view thereof;  
FIG. 4 is a right side view thereof;  
FIG. 5 is a top view thereof; and,  
FIG. 6 is a bottom view thereof.

**1 Claim, 6 Drawing Sheets**



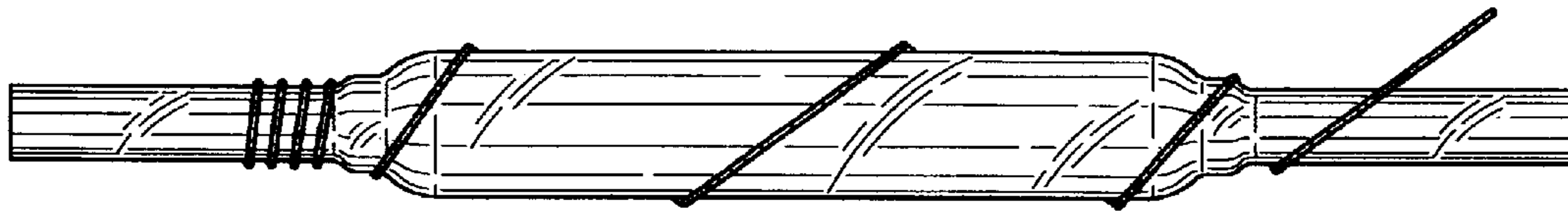

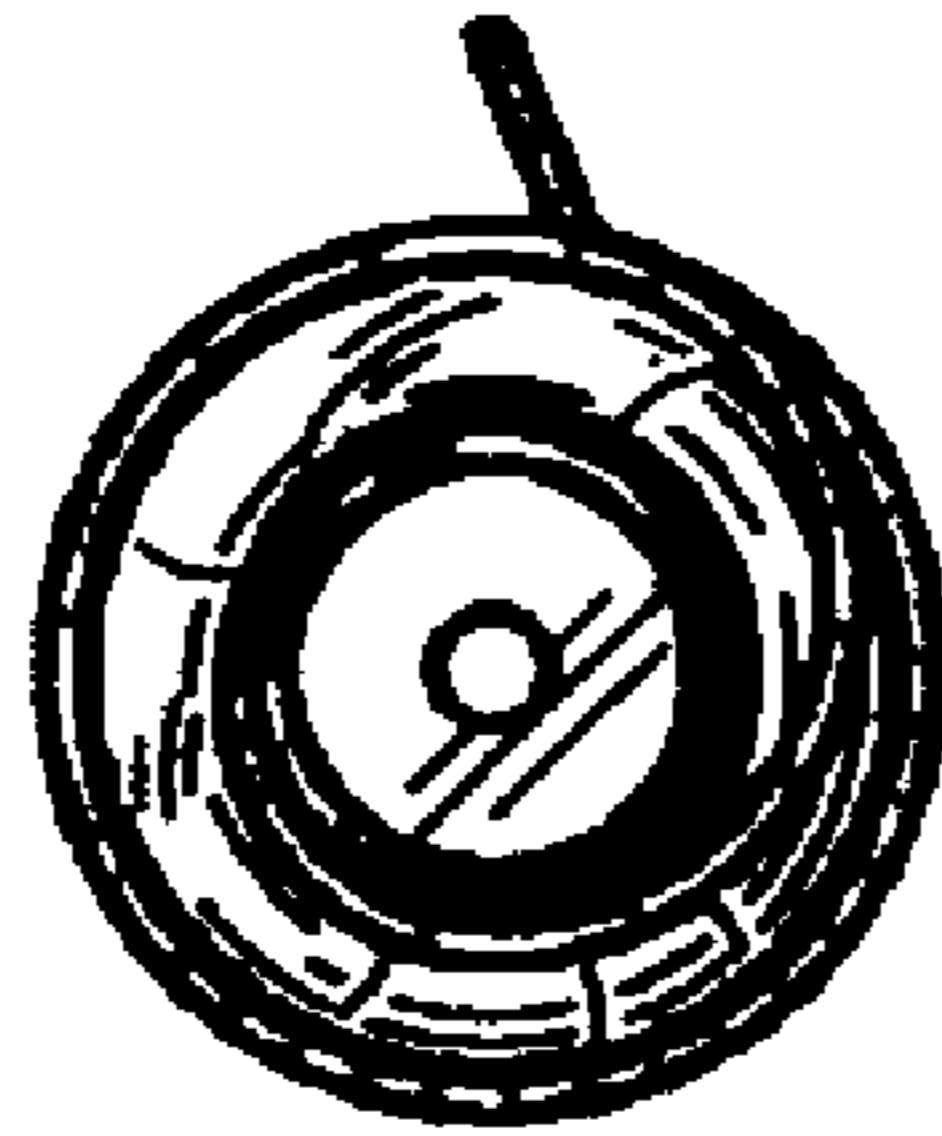


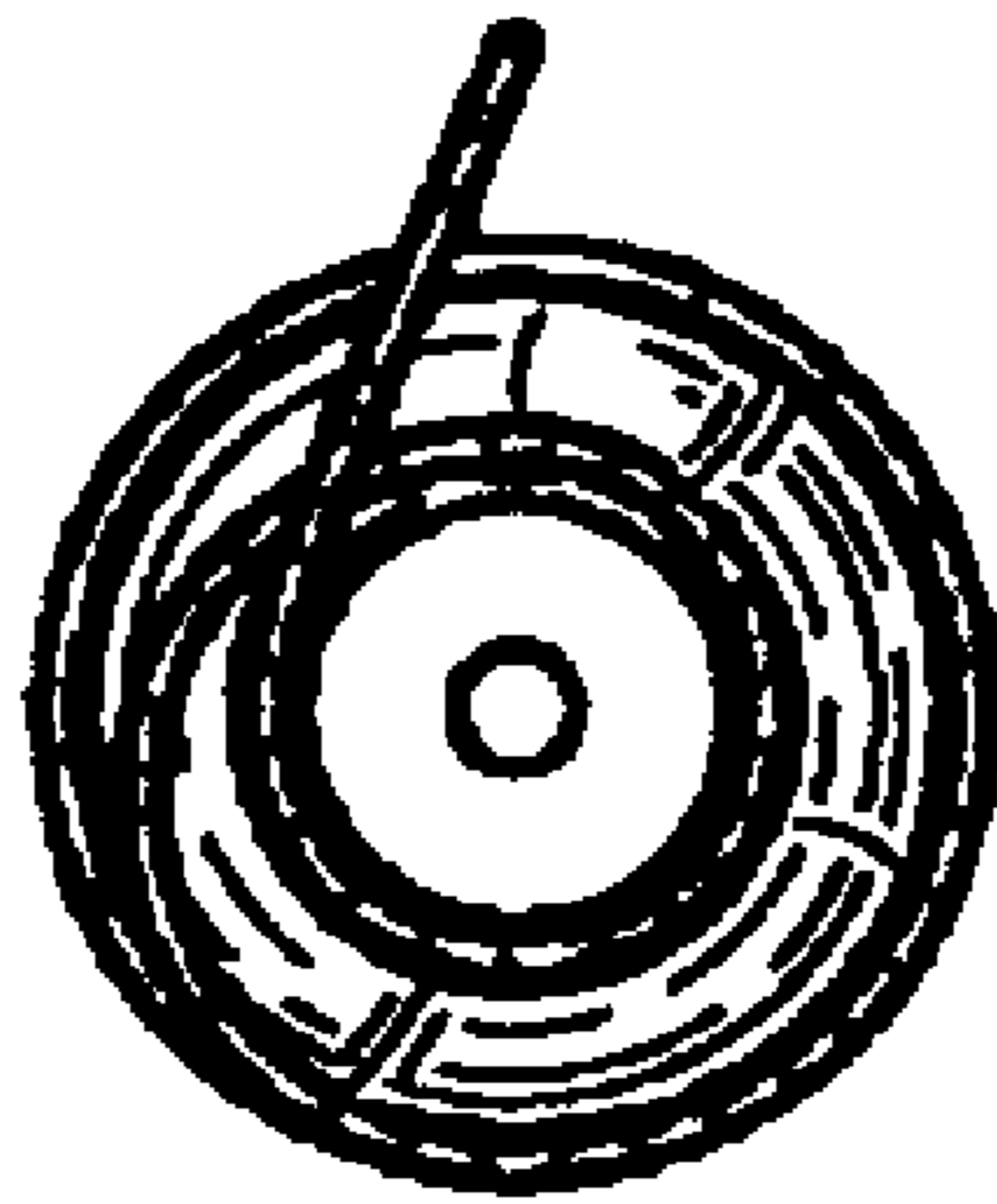
FIG. 1



**FIG. 2**




**FIG. 3**



**FIG. 4**



**FIG. 5**



**FIG. 6**