



US00D528940S

(12) **United States Design Patent**
Espejo

(10) **Patent No.:** **US D528,940 S**

(45) **Date of Patent:** **** Sep. 26, 2006**

(54) **DECORATIVE PLANTER**

(76) **Inventor:** **Eric Espejo**, 21110 Adriatic Ave., Long Beach, CA (US) 90810

(**) **Term:** **14 Years**

(21) **Appl. No.:** **29/214,338**

(22) **Filed:** **Sep. 30, 2004**

(51) **LOC (8) Cl.** **11-02**

(52) **U.S. Cl.** **D11/155**

(58) **Field of Classification Search** D11/117,
D11/130, 143-149, 151-155; D6/556-558,
D6/565; D7/503, 507, 509, 527, 528, 586,
D7/587, 603; D9/516, 549, 557-560; D19/75,
D19/77, 81, 84, 85; D20/10, 19, 41; D26/9,
D26/11, 22; 215/6, 379, 382, 387; 220/23.2,
220/23.4, 23.83, 568, 574; 47/41.1, 65.5,
47/66.6, 66.7, 67, 69, 79

See application file for complete search history.

(56) **References Cited**

U.S. PATENT DOCUMENTS

502,559	A	*	8/1893	Gilman	D11/152
D117,348	S	*	10/1939	Cutter	D11/152
D166,925	S	*	6/1952	Roop	D11/155
2,792,142	A	*	5/1957	Sandkuhle	47/66.1
3,955,320	A	*	5/1976	Serovy et al.	47/66.1
D304,811	S	*	11/1989	Thurman	D11/152
D346,605	S		5/1994	Bosson		
D373,584	S		9/1996	Anand		
D383,707	S	*	9/1997	Waszkiewicz, III	D11/155
D392,914	S	*	3/1998	Friend	D11/143
5,870,856	A	*	2/1999	Friend	47/66.6
D423,822	S		5/2000	Takemasa		
D455,131	S		4/2002	Reynaga et al.		
6,384,736	B1		5/2002	Gothard		
D458,560	S	*	6/2002	D'Hulst	D11/155

D475,854	S	*	6/2003	Caponey	D3/314
D480,326	S	*	10/2003	Carlson	D11/155
D482,016	S		11/2003	Howe et al.		
D488,401	S	*	4/2004	Gutierrez	D11/155

OTHER PUBLICATIONS

Smith & Hawken Catalog, Late Spring 2003, p. 65, item C, "Lucky Bamboo and Foursquare Vases".*

McGraw Hill Construction: Sweets 2004 (printed 2003), Section 02870/CAN, tree posts shown in background of "Umbrella with Seating Unit".*

* cited by examiner

Primary Examiner—Caron D. Veynar

Assistant Examiner—Garth Rademaker

(74) *Attorney, Agent, or Firm*—Advantage IP Law Firm

(57) **CLAIM**

The ornamental design for a decorative planter, as shown and described.

DESCRIPTION

FIG. 1 is a front perspective view of a decorative planter showing my new design;

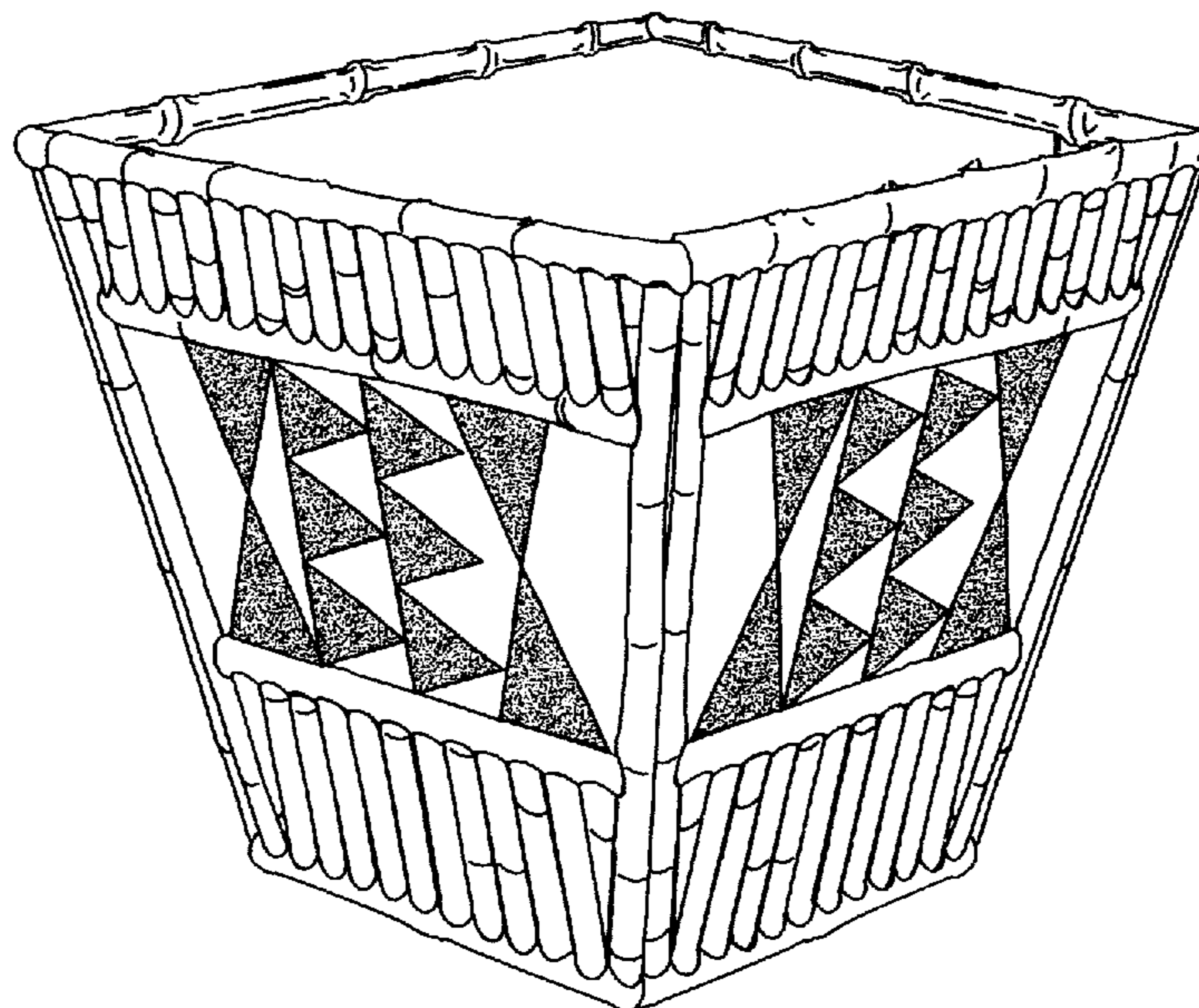
FIG. 2 is a front side elevational view thereof, the rear, left side, and right side elevational views being identical;

FIG. 3 is a top plan view thereof; and,

FIG. 4 is a bottom plan view thereof.

The dashed phantom lines are provided for environmental purposes only illustrating the decorative planter in conjunction with a media tower having a pair of opposing display screens mounted near the upper end of a box truss structure and a pair of opposing billboards mounted at right angles to the display screens at a lower position on the box truss. These dashed phantom lines do not form a part of the claimed design.

1 Claim, 2 Drawing Sheets



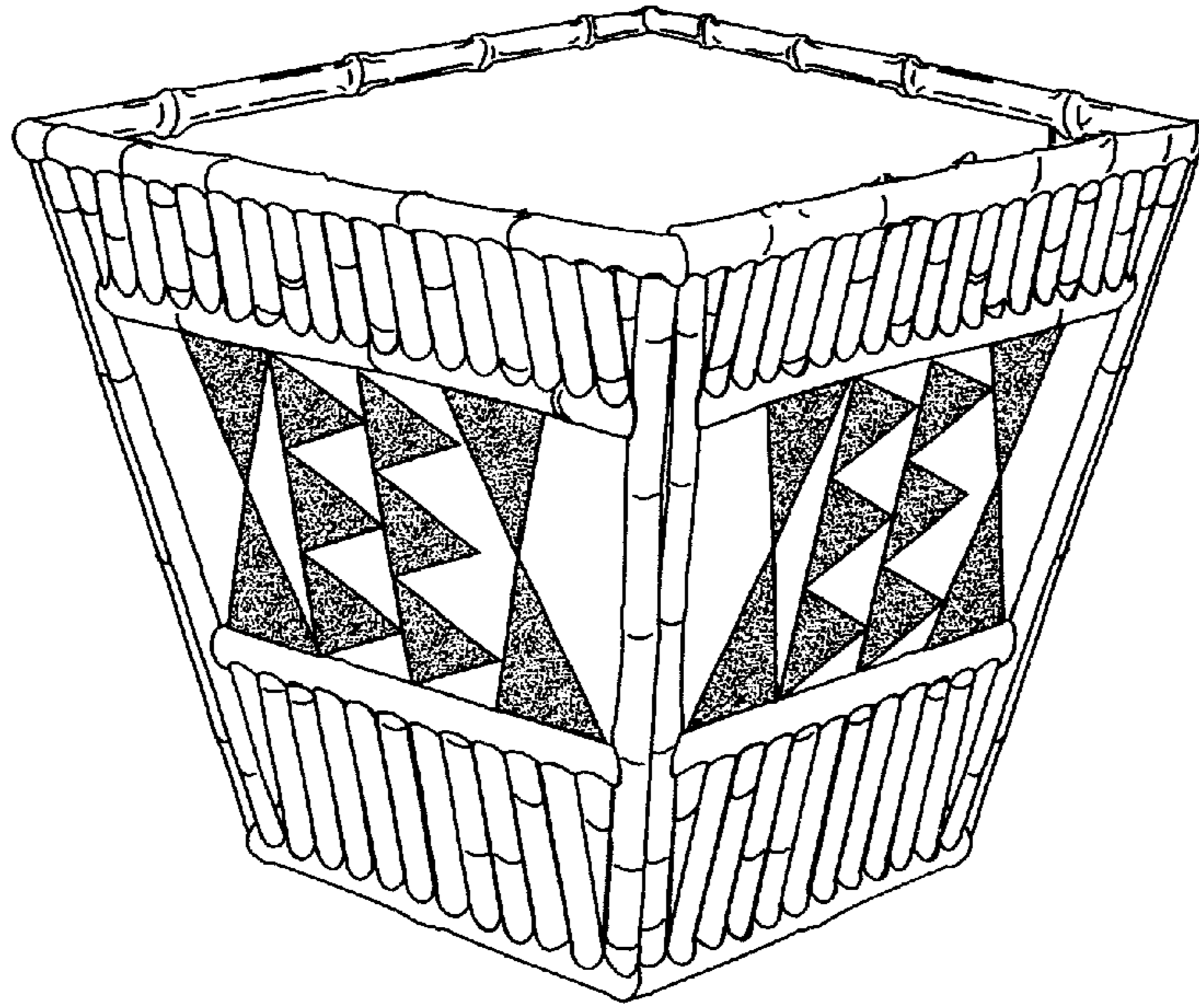


FIG. 1

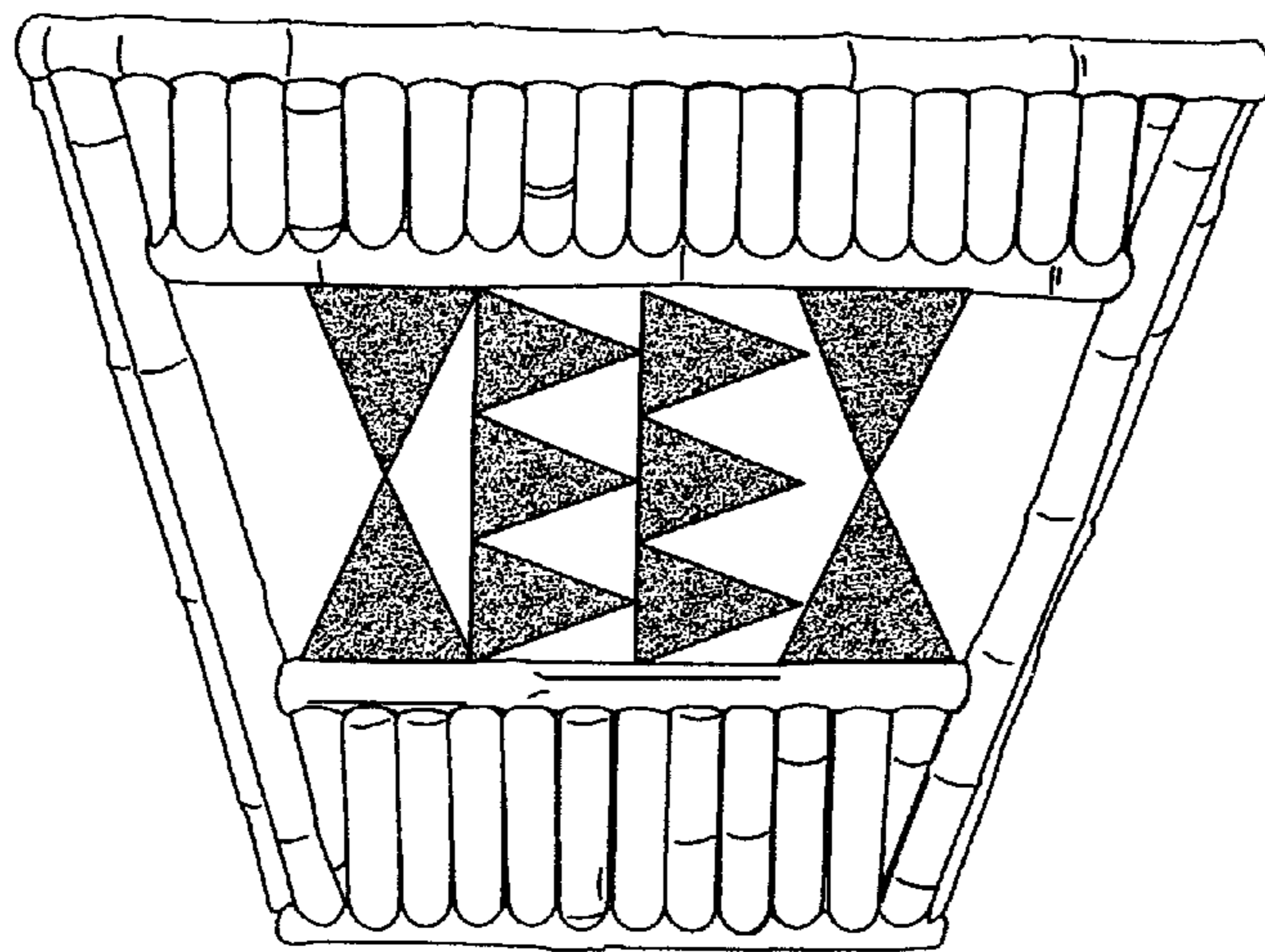


FIG. 2




FIG. 3

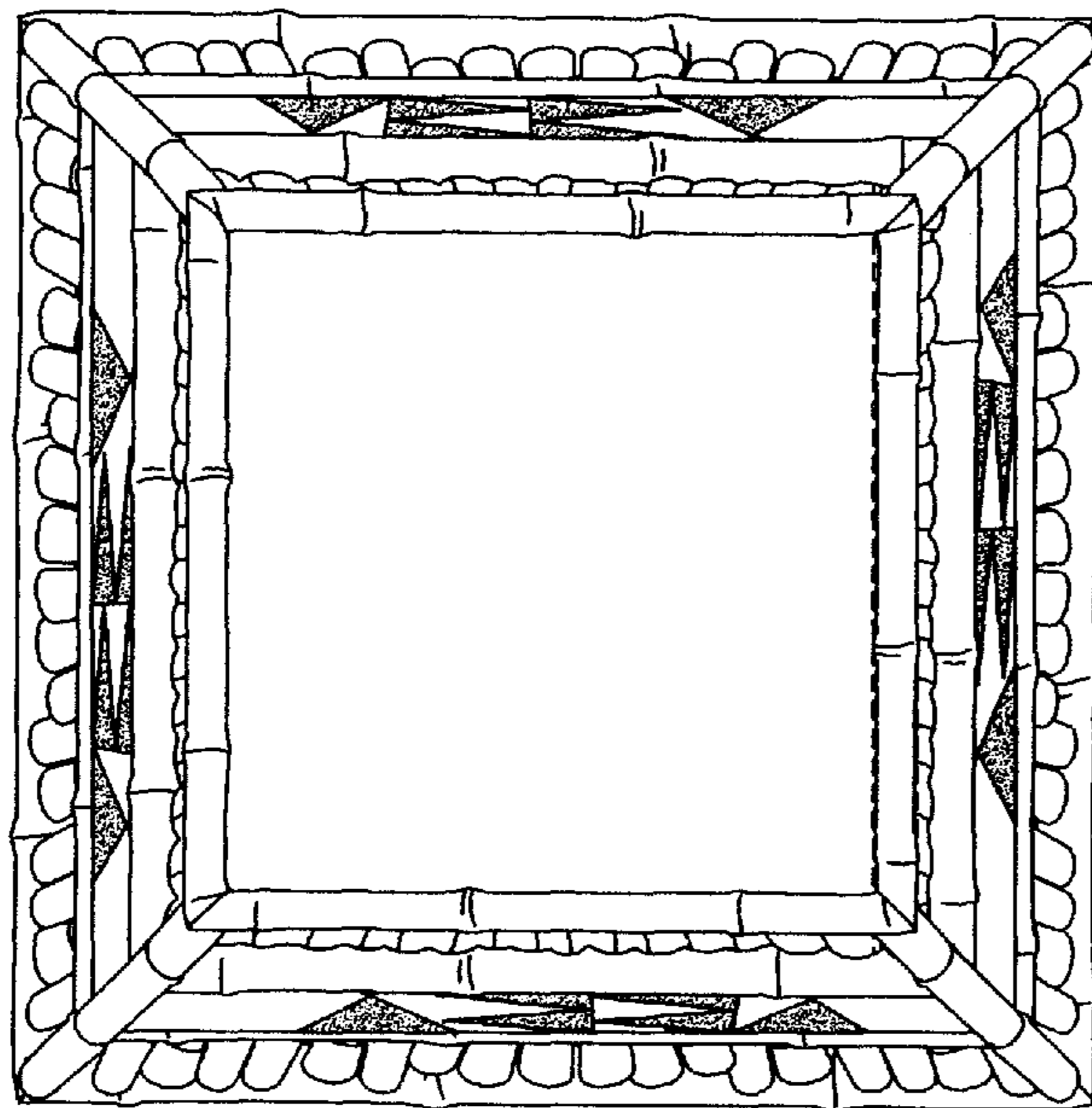


FIG. 4