



US00D528933S

(12) **United States Design Patent**
Hunter et al.

(10) **Patent No.:** **US D528,933 S**

(45) **Date of Patent:** **** Sep. 26, 2006**

(54) **UV METER**

(75) Inventors: **Thomas Hunter**, Williams Bay, WI
(US); **Edward Reeve**, Buford, GA
(US); **Jessica Chapman**, Birmingham,
AL (US)

(73) Assignee: **Chaney Instrument Co.**, Lake Geneva,
WI (US)

(**) Term: **14 Years**

(21) Appl. No.: **29/225,892**

(22) Filed: **Mar. 22, 2005**

(51) **LOC (8) Cl.** **10-04**

(52) **U.S. Cl.** **D10/78**

(58) **Field of Classification Search** D10/78;
250/461.1, 461.2, 503.1, 504 R, 504 H; 368/10;
356/51, 955-958

See application file for complete search history.

(56) **References Cited**

U.S. PATENT DOCUMENTS

4,935,631	A	*	6/1990	Mosley et al.	250/458.1
D314,715	S		2/1991	Nelson et al.		
5,008,548	A		4/1991	Gat		
D358,347	S		5/1995	May		
D376,547	S		12/1996	McRae		
D376,989	S		12/1996	McCain		
5,612,542	A	*	3/1997	Brown et al.	250/474.1
D400,457	S		11/1998	Wrisley		

D427,090	S		6/2000	Washburn et al.		
6,469,781	B1	*	10/2002	Katz et al.	356/37
6,541,775	B1	*	4/2003	Yagi	250/372
D474,414	S		5/2003	Ikeda et al.		
D479,805	S		9/2003	Tsai		
6,734,432	B1	*	5/2004	Hsu	250/372

* cited by examiner

Primary Examiner—Antoine D. Davis

(74) *Attorney, Agent, or Firm*—Gardner Carton & Douglas
LLP

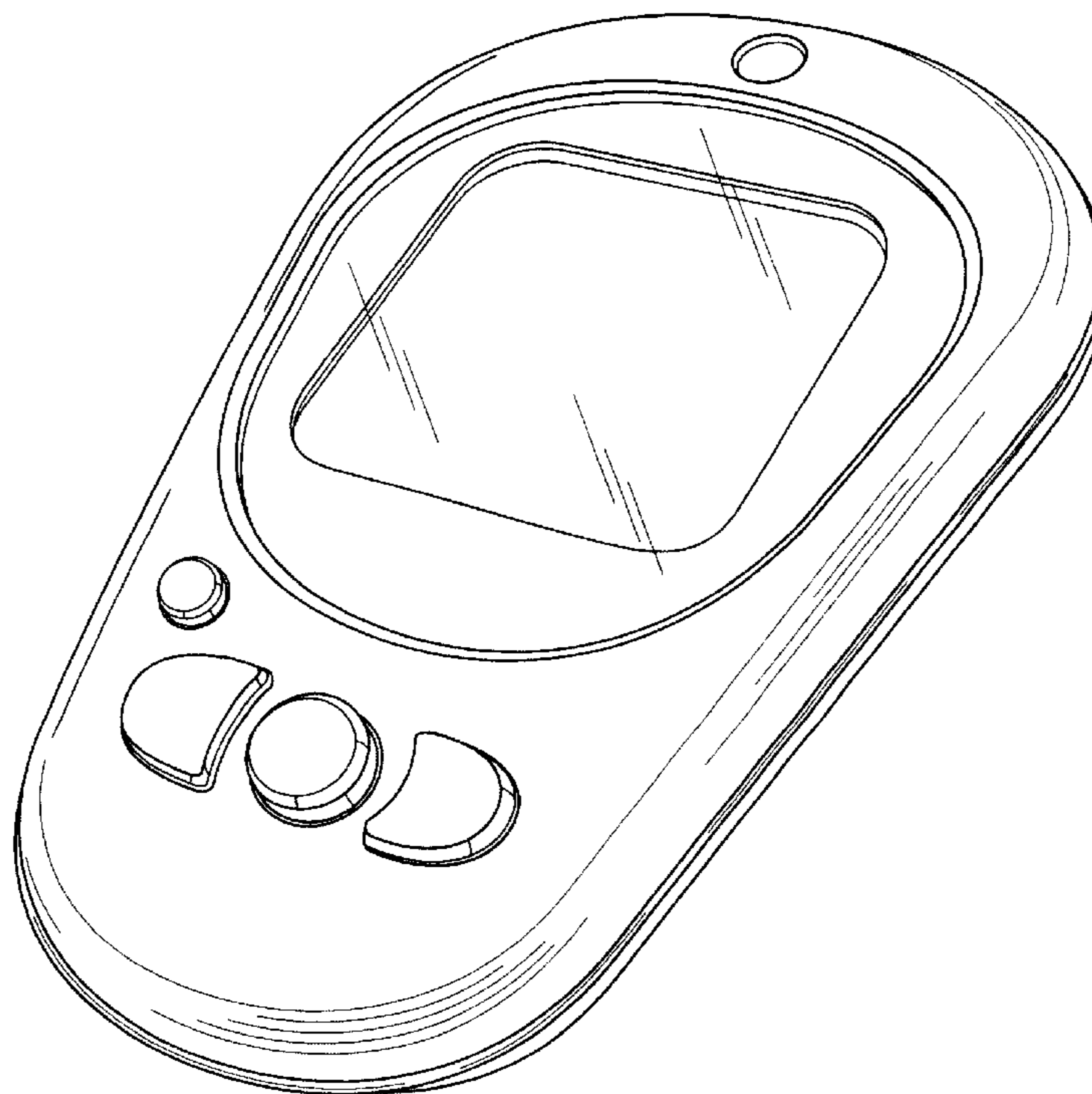
(57) **CLAIM**

The ornamental design for a UV meter, as shown and described.

DESCRIPTION

FIG. 1 is a front perspective view of the UV meter;
FIG. 2 is a bottom elevation view of the UV meter of FIG. 1;
FIG. 3 is a top elevation view of the UV meter of FIG. 1;
FIG. 4 is a right side elevation view of the UV meter of FIG. 1;
FIG. 5 is a left side elevation view of the UV meter of FIG. 1;
FIG. 6 is a front plan view of the UV meter of FIG. 1; and,
FIG. 7 is a rear plan view of the UV meter of FIG. 1, wherein the broken lines show environmental context for illustrative purposes only and form no part of the claimed design or a specified embodiment thereof.

1 Claim, 3 Drawing Sheets



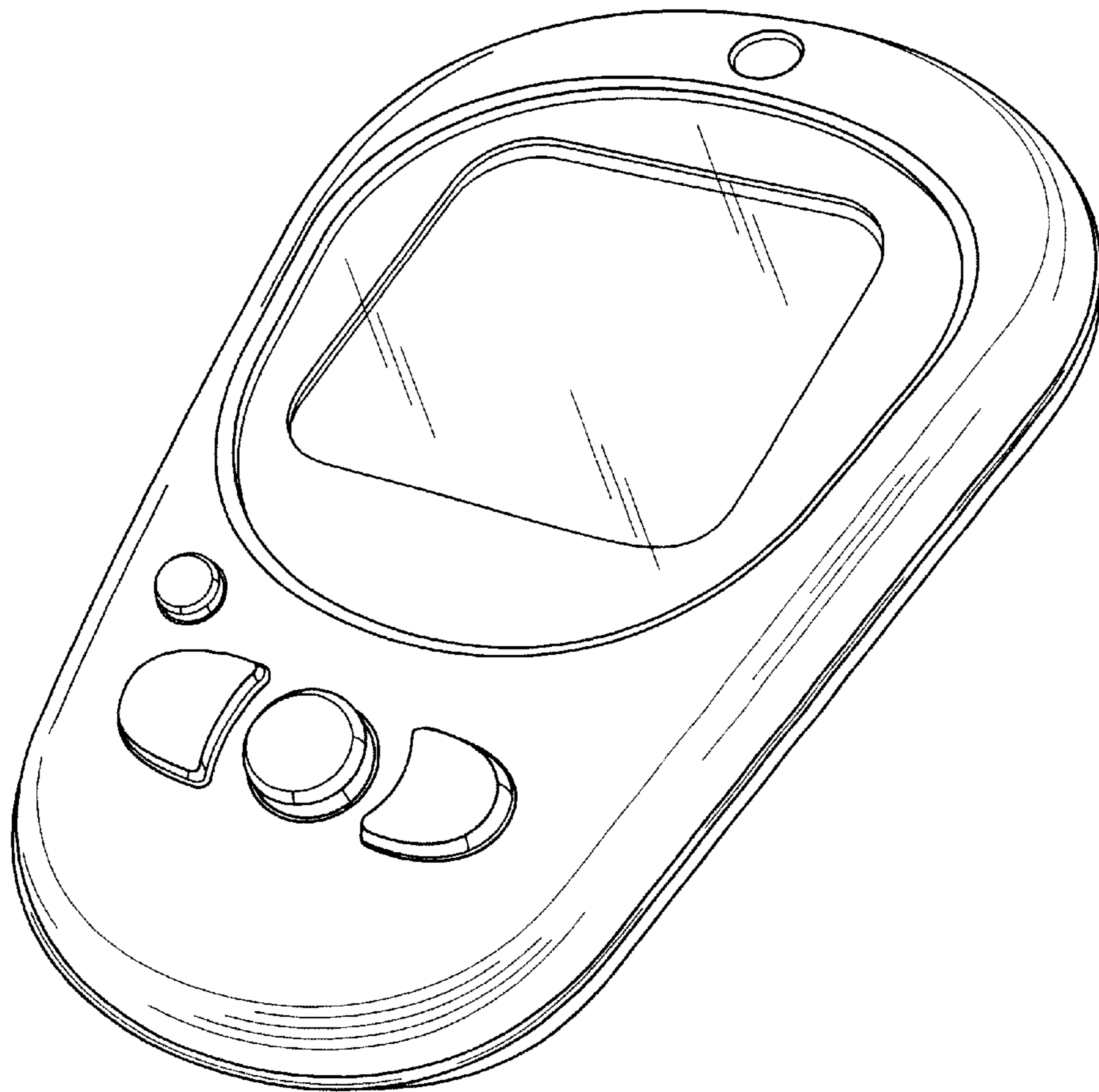


FIG. 1

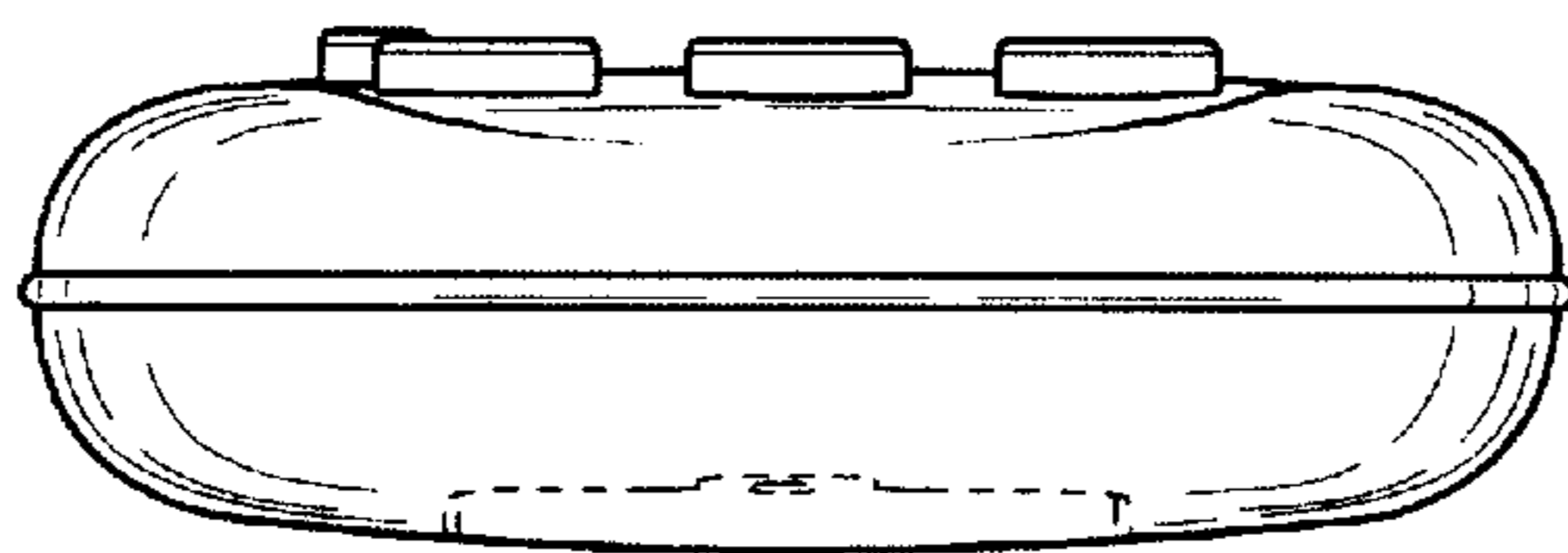


FIG. 2




FIG. 3




FIG. 4




FIG. 5

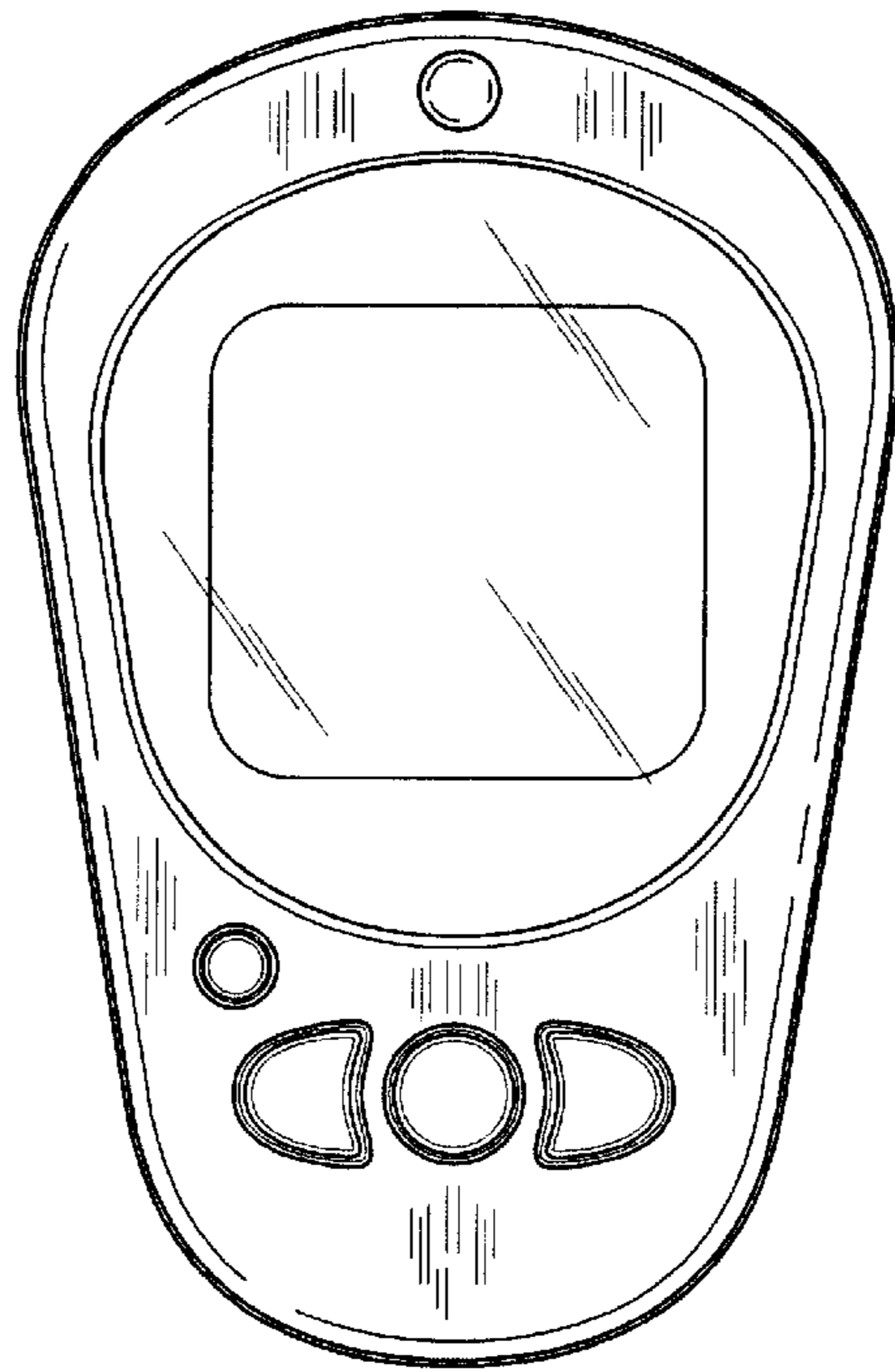


FIG. 6

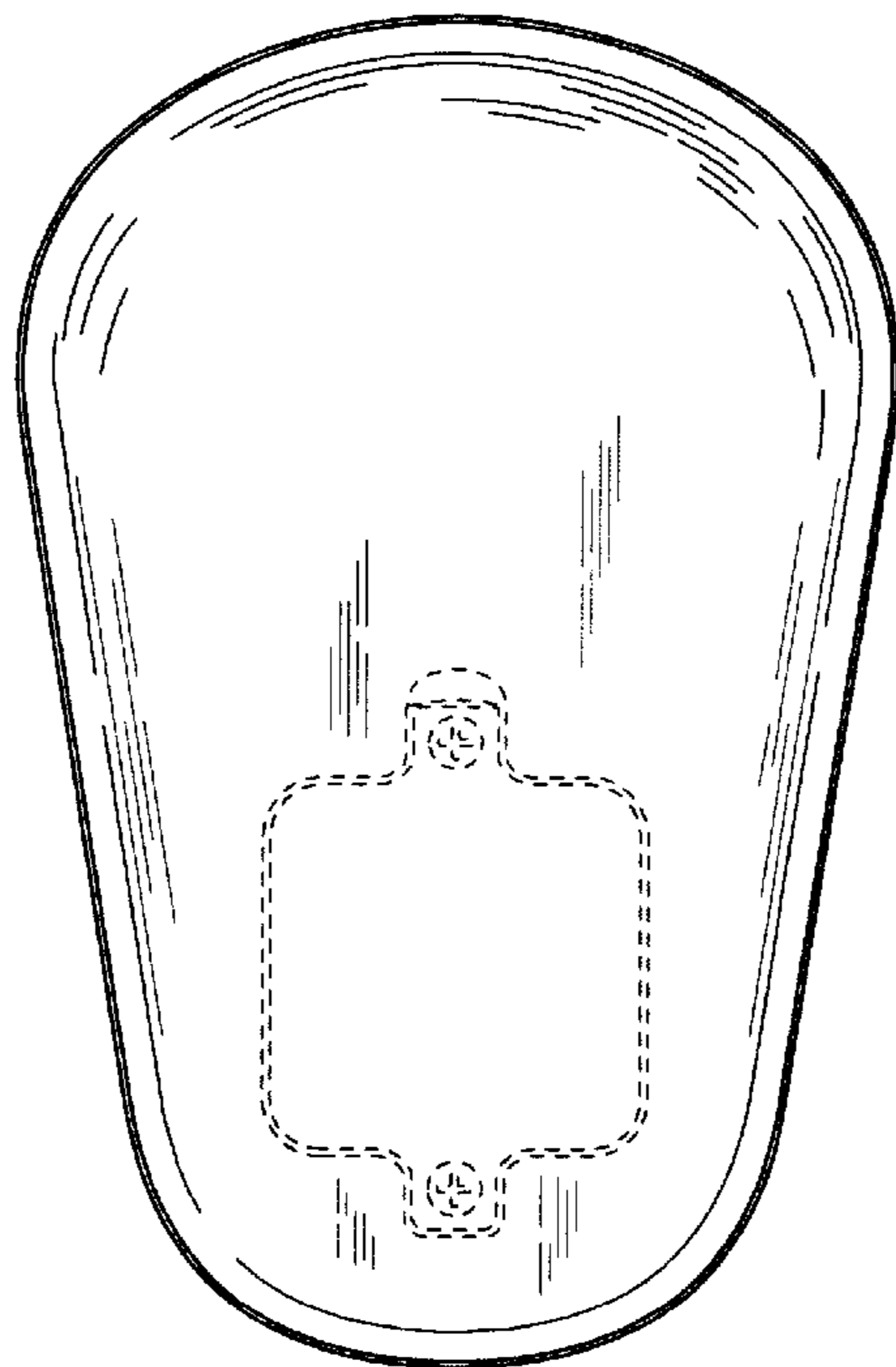


FIG. 7