



US00D528925S

(12) **United States Design Patent**  
**Barone et al.**

(10) **Patent No.:** **US D528,925 S**

(45) **Date of Patent:** **\*\* Sep. 26, 2006**

(54) **BOTTLE**

(75) Inventors: **Clifford J. Barone**, Morristown, NJ (US); **Robert C. Croft**, Jersey City, NJ (US); **William J. Doskoczynski**, Stewartsville, NJ (US); **Martin Short**, Jersey City, NJ (US)

(73) Assignee: **Warner-Lambert Company LLC**, Morris Plains, NJ (US)

(\*\*) Term: **14 Years**

(21) Appl. No.: **29/225,441**

(22) Filed: **Mar. 16, 2005**

(51) **LOC (8) Cl.** ..... **09-01**

(52) **U.S. Cl.** ..... **D9/724**

(58) **Field of Classification Search** ..... D9/434-439, D9/447, 452, 454, 499, 519, 539, 542, 544, D9/562, 570, 573, 574, 723, 724; D28/4, D28/7, 9, 10, 20; 206/219, 221, 222, 581; 215/382-384, DIG. 8, 1 C, 1 R; 222/83, 222/206, 210-213

See application file for complete search history.

(56) **References Cited**

**U.S. PATENT DOCUMENTS**

D187,959 S \* 5/1960 Landor ..... D9/542  
3,402,855 A \* 9/1968 Schroeder et al. .... 222/83  
4,438,869 A 3/1984 Vierkotter et al.  
4,582,230 A 4/1986 Vierkotter  
4,607,762 A 8/1986 Zulauf et al.  
4,875,577 A \* 10/1989 Hildebrandt et al. .... 206/219  
D313,352 S \* 1/1991 Segati ..... D9/542  
5,156,285 A \* 10/1992 Zogg et al. .... 215/384  
D355,844 S \* 2/1995 Bishop et al. .... D9/724

D390,107 S \* 2/1998 Hundertmark et al. .... D9/724  
D391,170 S \* 2/1998 Lewin ..... D9/542  
D393,419 S \* 4/1998 Hundertmark et al. .... D9/724  
D434,669 S \* 12/2000 Albright et al. .... D9/542  
D438,789 S \* 3/2001 Choe et al. .... D9/724  
6,467,656 B1 10/2002 Nagayanagi  
D467,174 S \* 12/2002 Mozes ..... D9/435  
D489,270 S \* 5/2004 Crawford ..... D9/542

**FOREIGN PATENT DOCUMENTS**

DE 8302410 8/1983  
DE 3303562 8/1984  
DE 3635201 4/1988

\* cited by examiner

*Primary Examiner*—Nanda Bondade

*Assistant Examiner*—Shanda C. Hill

(74) *Attorney, Agent, or Firm*—Evan J. Federman; Darryl C. Little; Erika S. Wilson

(57) **CLAIM**

We claim the ornamental design for a bottle, as shown and described.

**DESCRIPTION**

FIG. 1 is a front perspective view of a bottle showing our new design;

FIG. 2 is a front elevational view thereof;

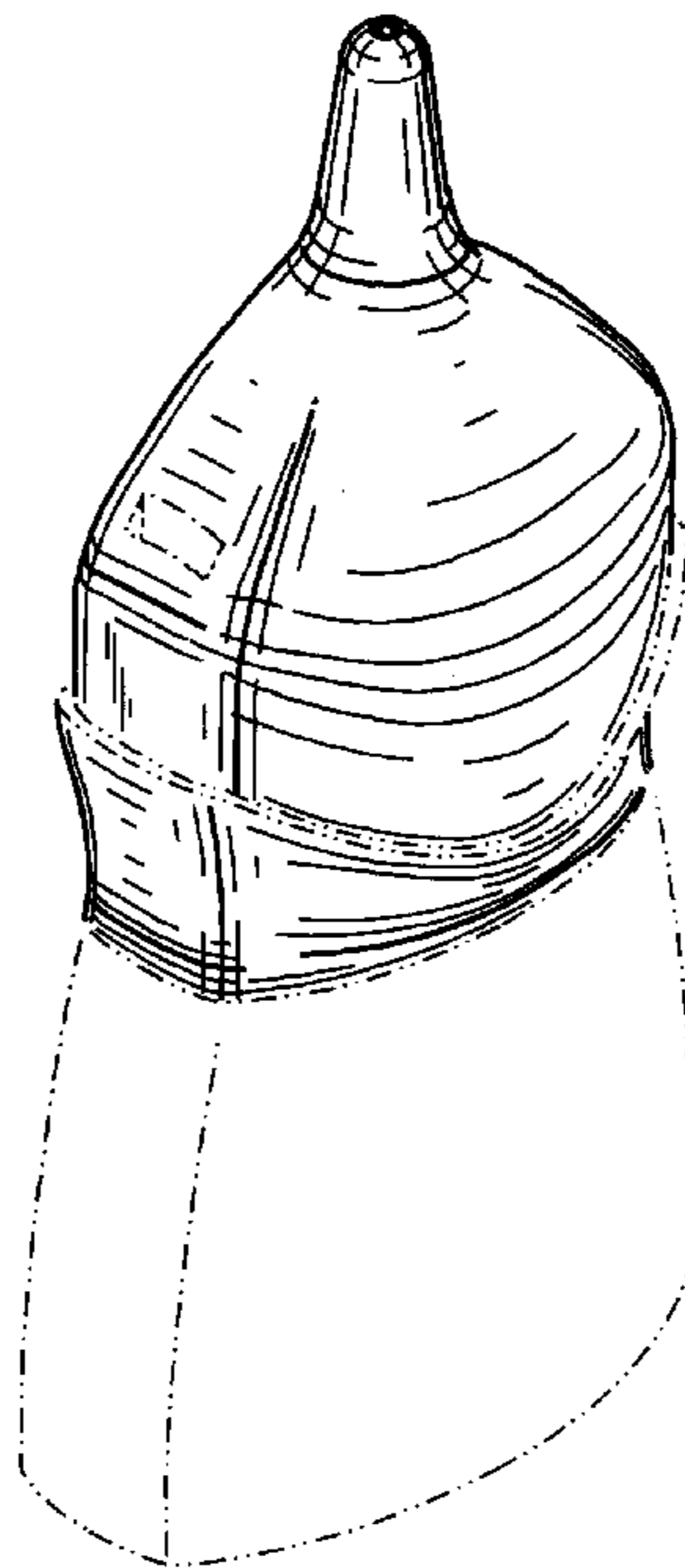
FIG. 3 is a right side elevational view thereof, the left side elevational view being a mirror image thereto;

FIG. 4 is a top plan view thereof; and,

FIG. 5 is a bottom plan view thereof.

The ornamental design for the bottle which is claimed is shown in solid lines in the drawings. The broken lines shown in the drawing disclosure are for illustrative purposes only and form no part of the claimed design.

**1 Claim, 2 Drawing Sheets**



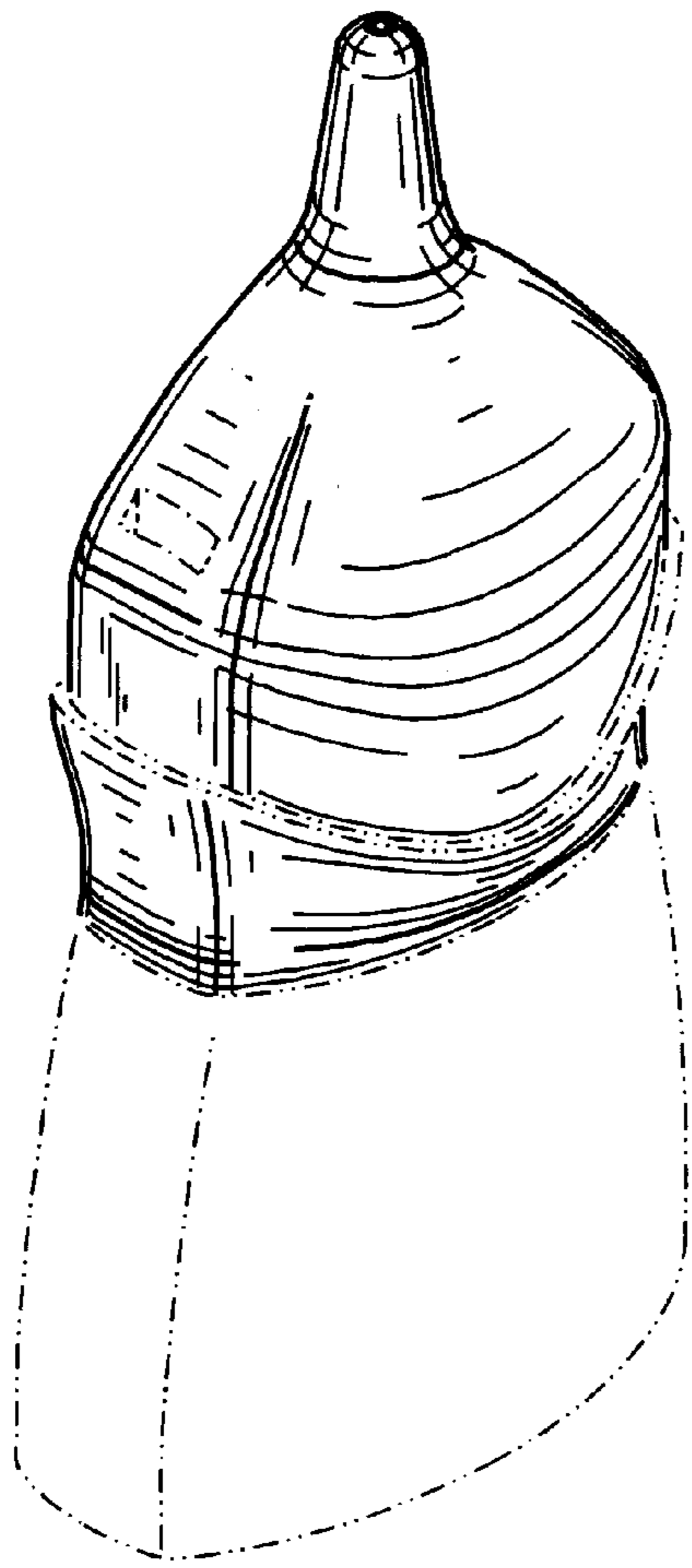


FIG. 1

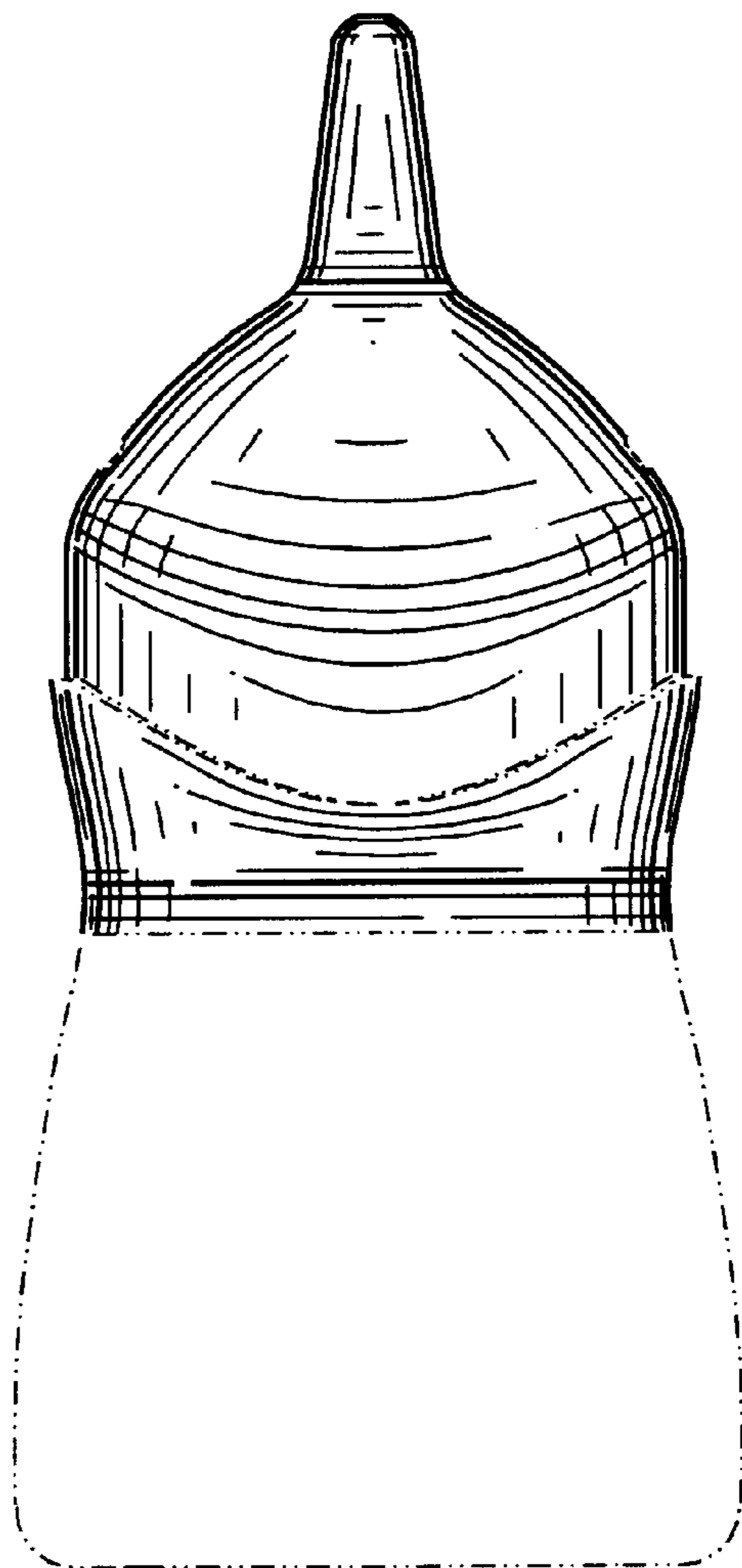


FIG. 2

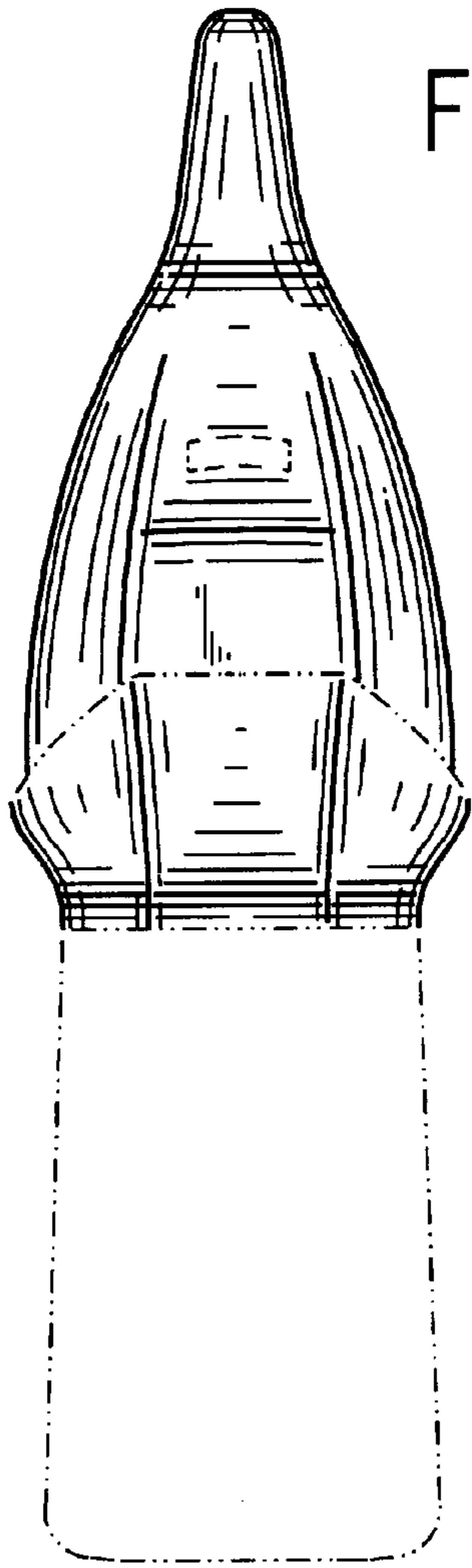


FIG. 3

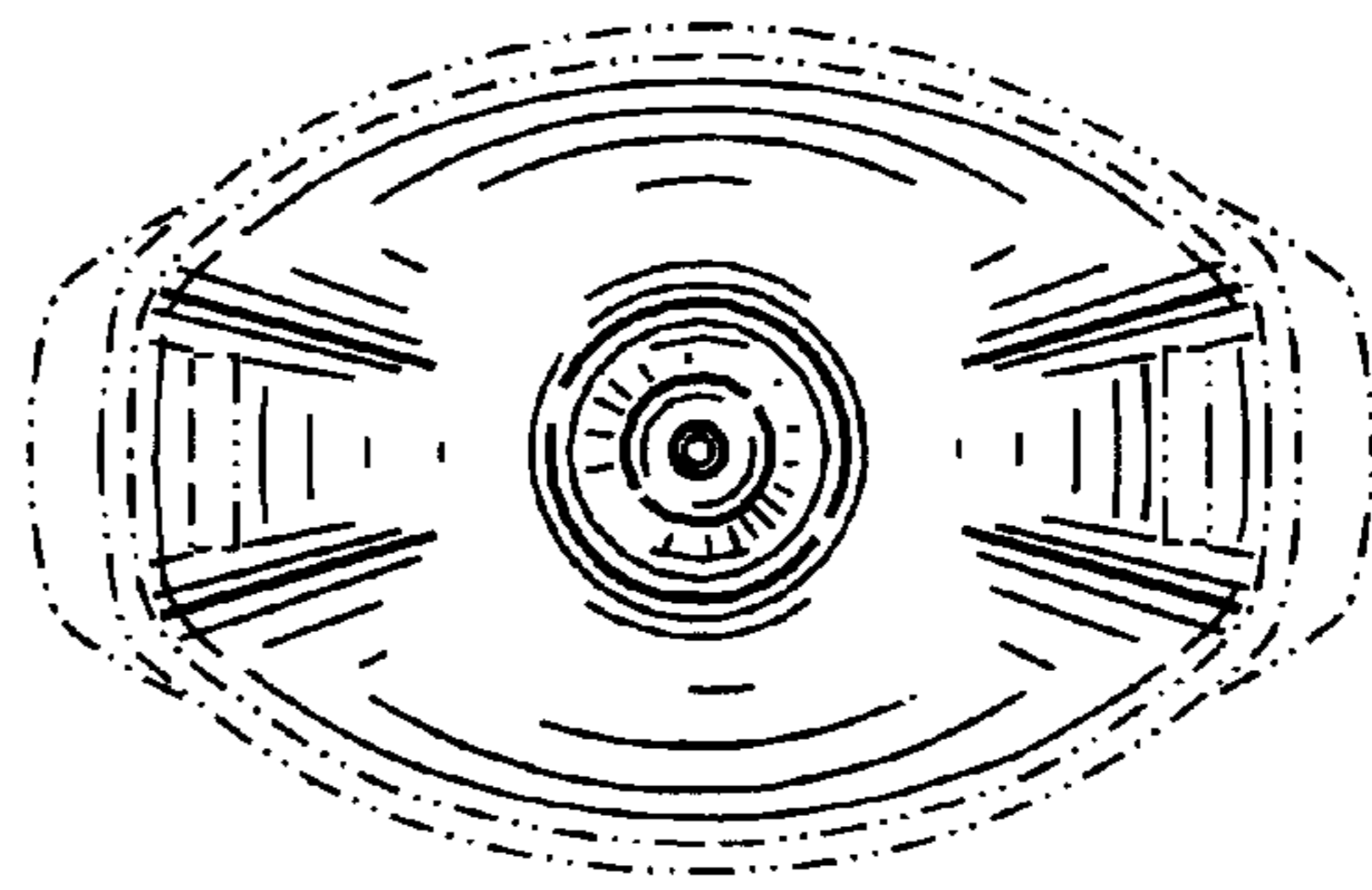


FIG. 4

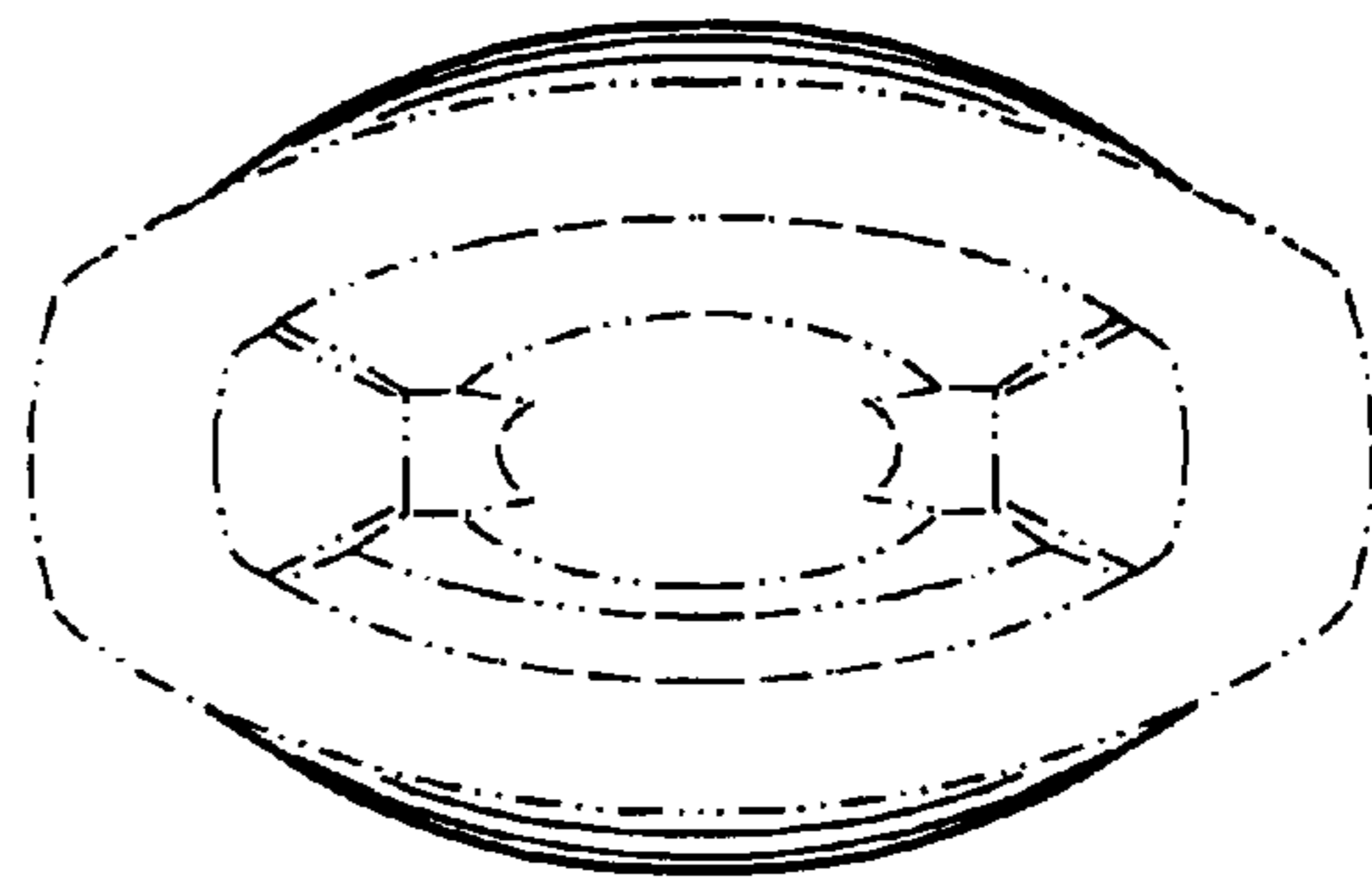


FIG. 5