

US00D528924S

(12) **United States Design Patent**
Barone et al.

(10) **Patent No.:** **US D528,924 S**

(45) **Date of Patent:** **** Sep. 26, 2006**

(54) **BOTTLE**

(75) Inventors: **Clifford J. Barone**, Morristown, NJ (US); **Robert C. Croft**, Jersey City, NJ (US); **William J. Doskoczynski**, Stewartsville, NJ (US); **Martin Short**, Jersey City, NJ (US)

(73) Assignee: **Warner-Lambert Company LLC**, Morris Plains, NJ (US)

(**) Term: **14 Years**

(21) Appl. No.: **29/225,440**

(22) Filed: **Mar. 16, 2005**

(51) **LOC (8) Cl.** **09-01**

(52) **U.S. Cl.** **D9/724**

(58) **Field of Classification Search** D9/434-439, D9/447, 452, 454, 499, 519, 539, 542, 544, D9/562, 570, 573, 574, 723, 724; D28/4, D28/7, 9, 10, 20; 206/219, 221, 222, 581; 215/382-384, DIG. 8, 1 C, 1 R; 222/83, 222/206, 210-213

See application file for complete search history.

(56) **References Cited**

U.S. PATENT DOCUMENTS

D187,959 S	*	5/1960	Landor	D9/542
3,402,855 A	*	9/1968	Schroeder et al.	222/83
4,438,869 A		3/1984	Vierkotter et al.		
4,582,230 A		4/1986	Vierkotter		
4,607,762 A		8/1986	Zulauf et al.		
4,875,577 A	*	10/1989	Hildebrandt et al.	206/219
D313,352 S	*	1/1991	Segati	D9/542
5,156,285 A	*	10/1992	Zogg et al.	215/384
D355,844 S	*	2/1995	Bishop et al.	D9/724

D390,107 S	*	2/1998	Hundertmark et al.	D9/724
D391,170 S	*	2/1998	Lewin	D9/542
D393,419 S	*	4/1998	Hundertmark et al.	D9/724
D434,669 S	*	12/2000	Albright et al.	D9/542
D438,789 S	*	3/2001	Choe et al.	D9/724
6,467,656 B1		10/2002	Nagayanagi		
D467,174 S	*	12/2002	Mozes	D9/435
D489,270 S	*	5/2004	Crawford	D9/542

FOREIGN PATENT DOCUMENTS

DE	8302410	8/1983
DE	3303562	8/1984
DE	3635201	4/1988

* cited by examiner

Primary Examiner—Nanda Bondade
Assistant Examiner—Shanda C. Hill

(74) *Attorney, Agent, or Firm*—Evan J. Federman; Darryl C. Little; Erika S. Wilson

(57) **CLAIM**

We claim the ornamental design for a bottle, as shown and described.

DESCRIPTION

FIG. 1 is a front perspective view of a bottle showing our new design;

FIG. 2 is a front elevational view thereof;

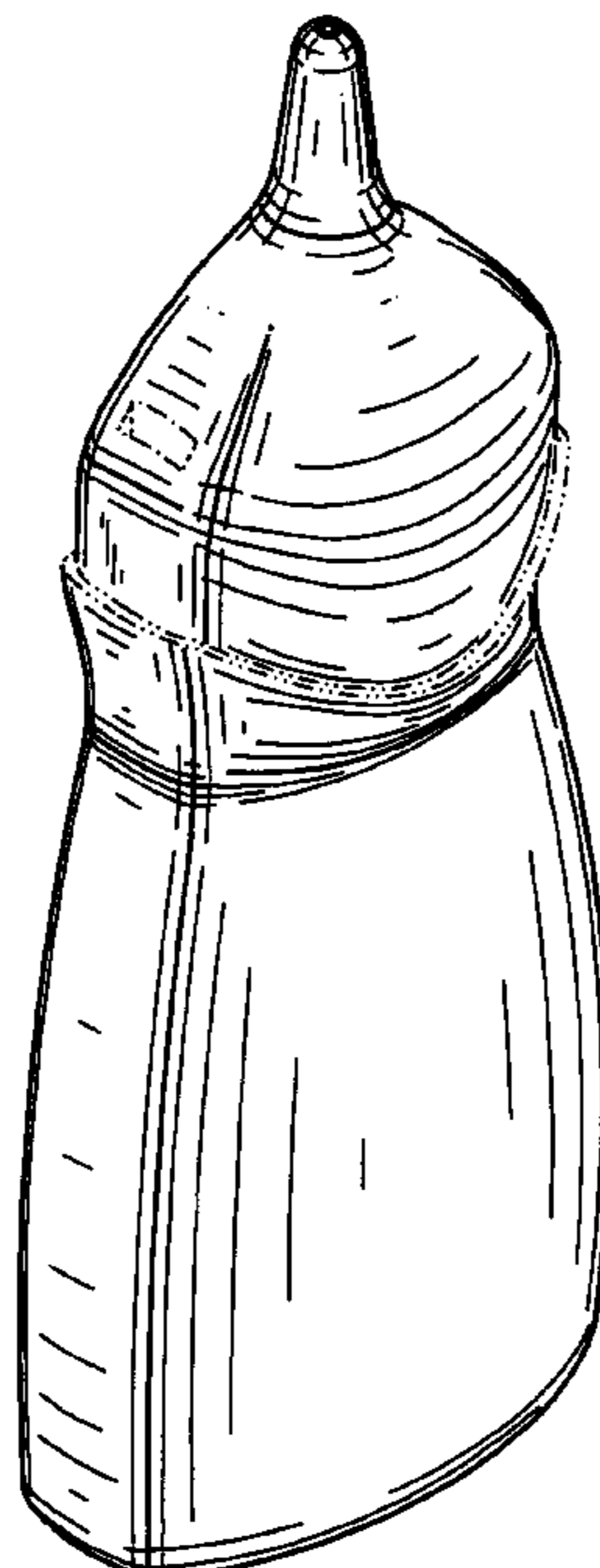
FIG. 3 is a right side elevational view thereof, the left side elevational view being a mirror image thereto;

FIG. 4 is a top plan view thereof; and,

FIG. 5 is a bottom plan view thereof.

The ornamental design for the bottle which is claimed is shown in solid lines in the drawings. The broken lines shown in the drawing disclosure are for illustrative purposes only and form no part of the claimed design.

1 Claim, 2 Drawing Sheets



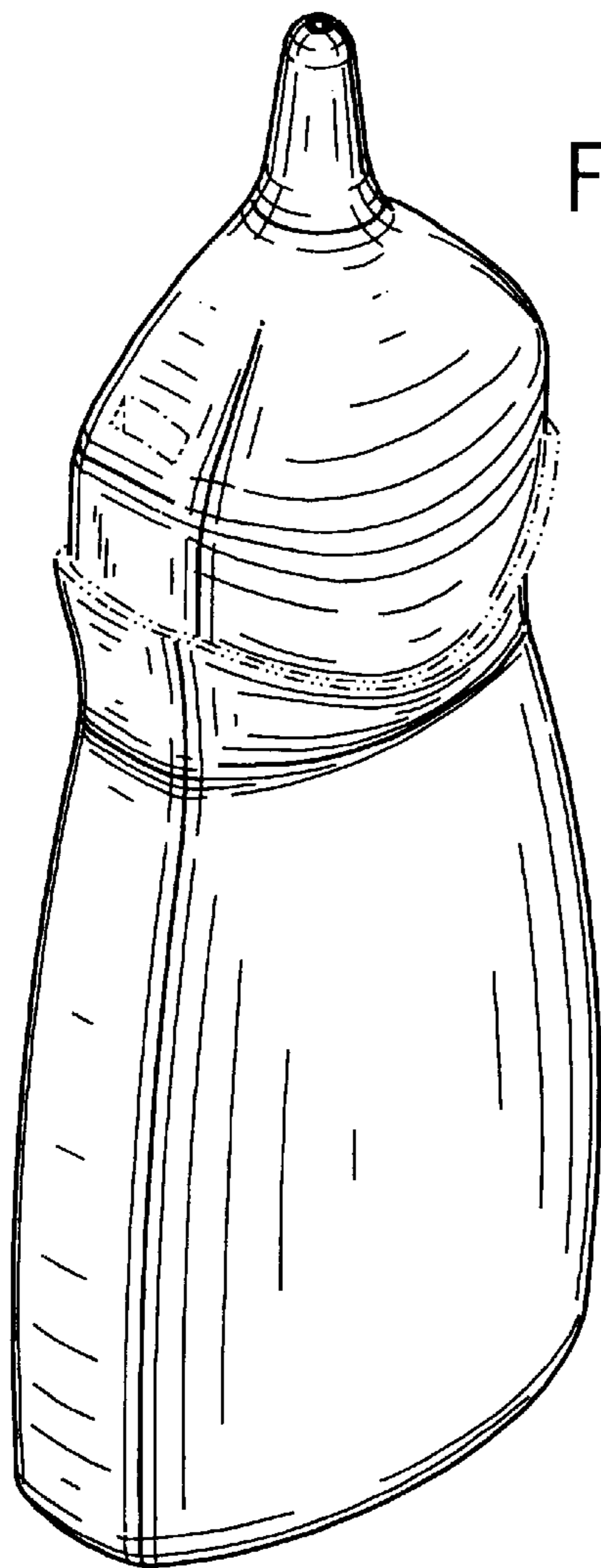


FIG. 1

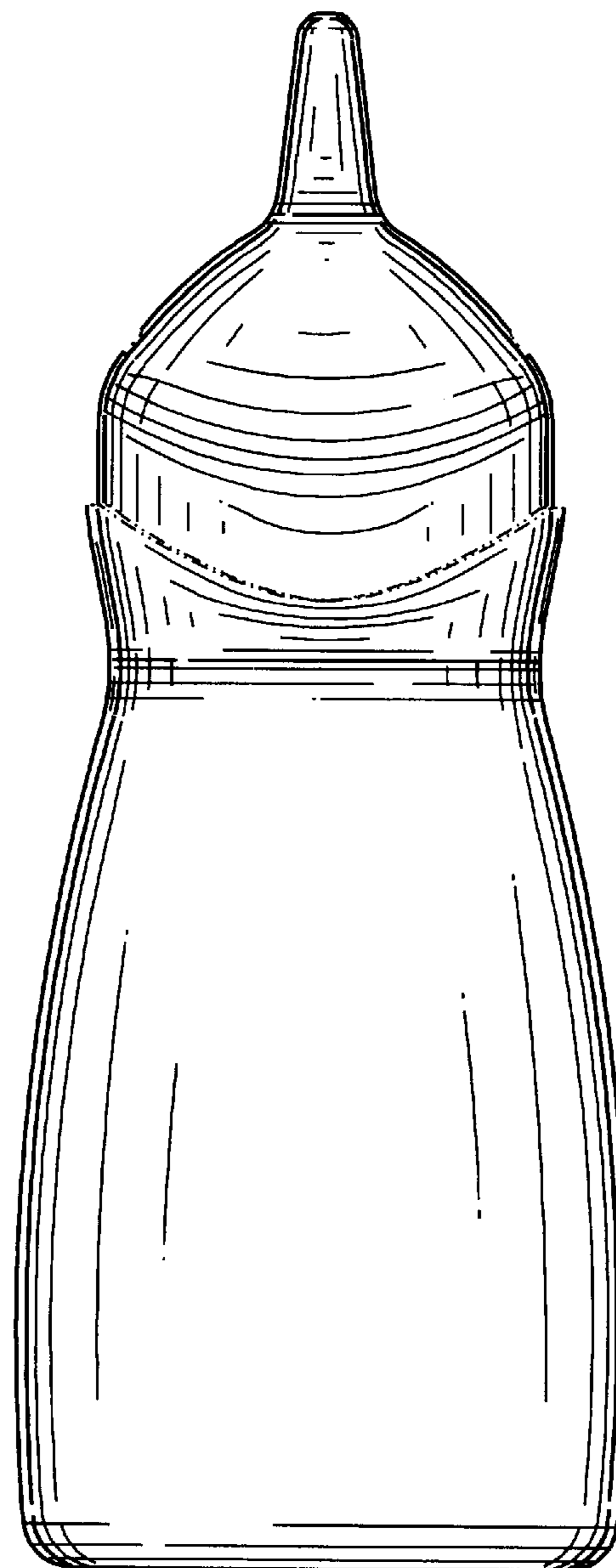


FIG. 2

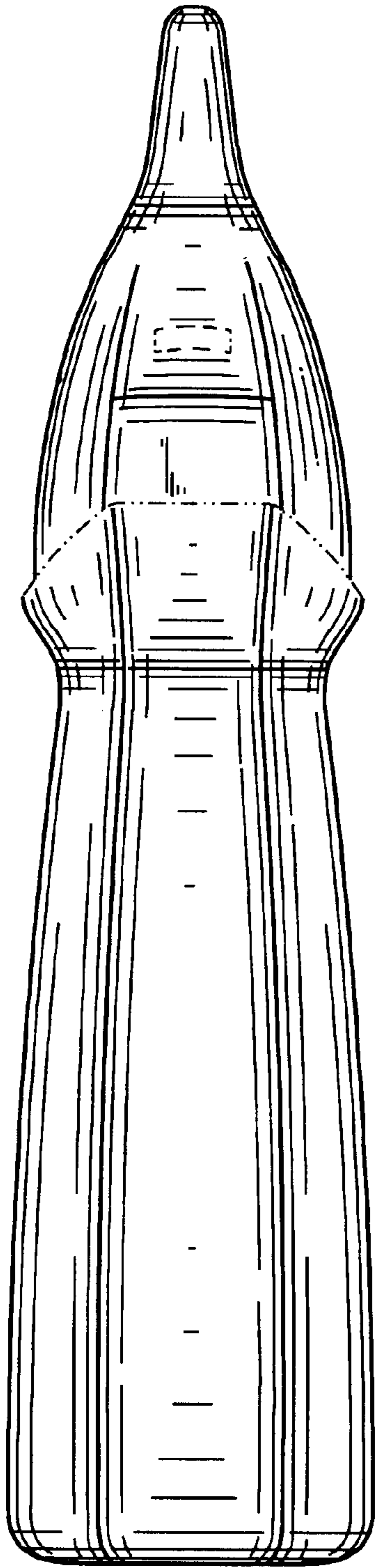


FIG. 3

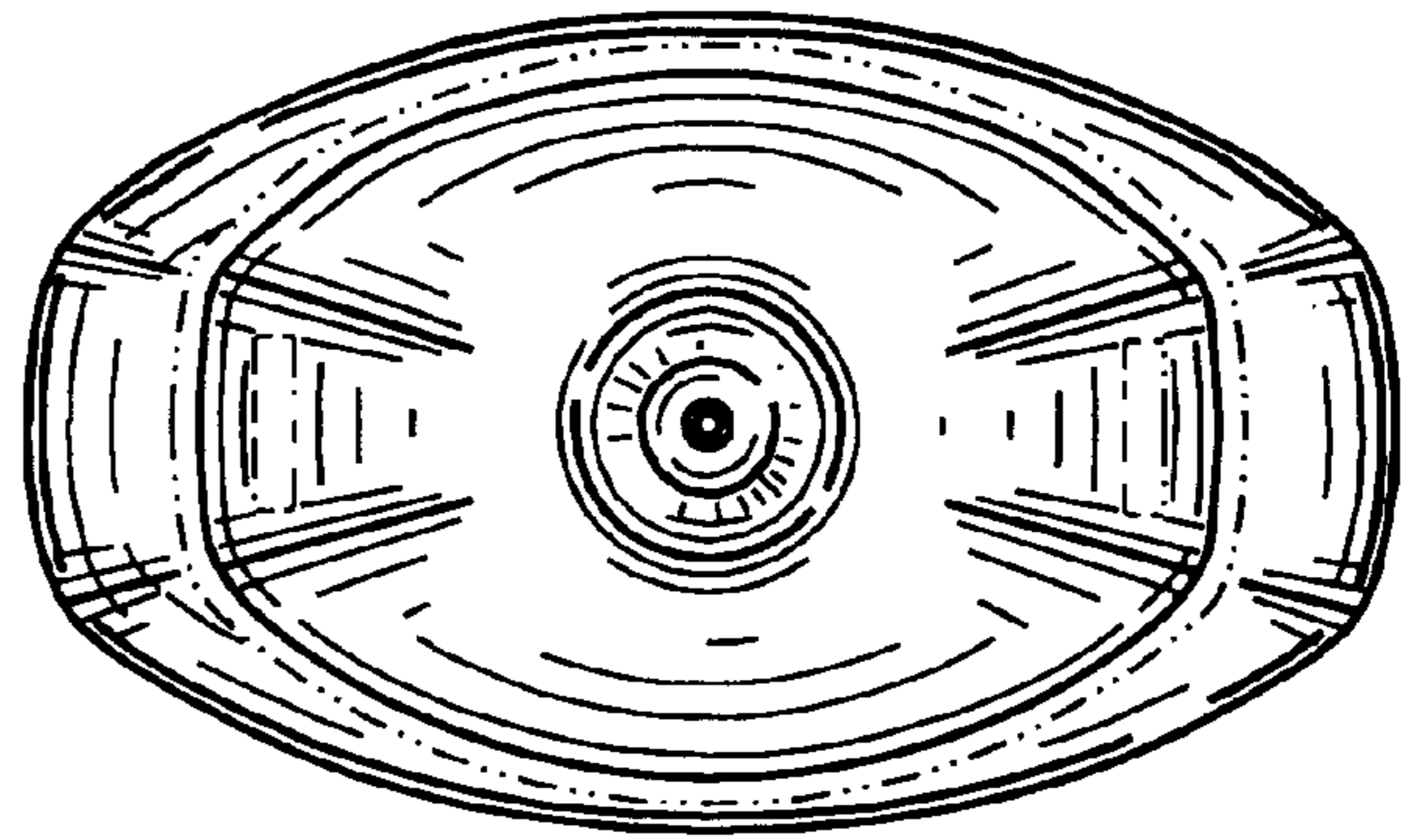


FIG. 4

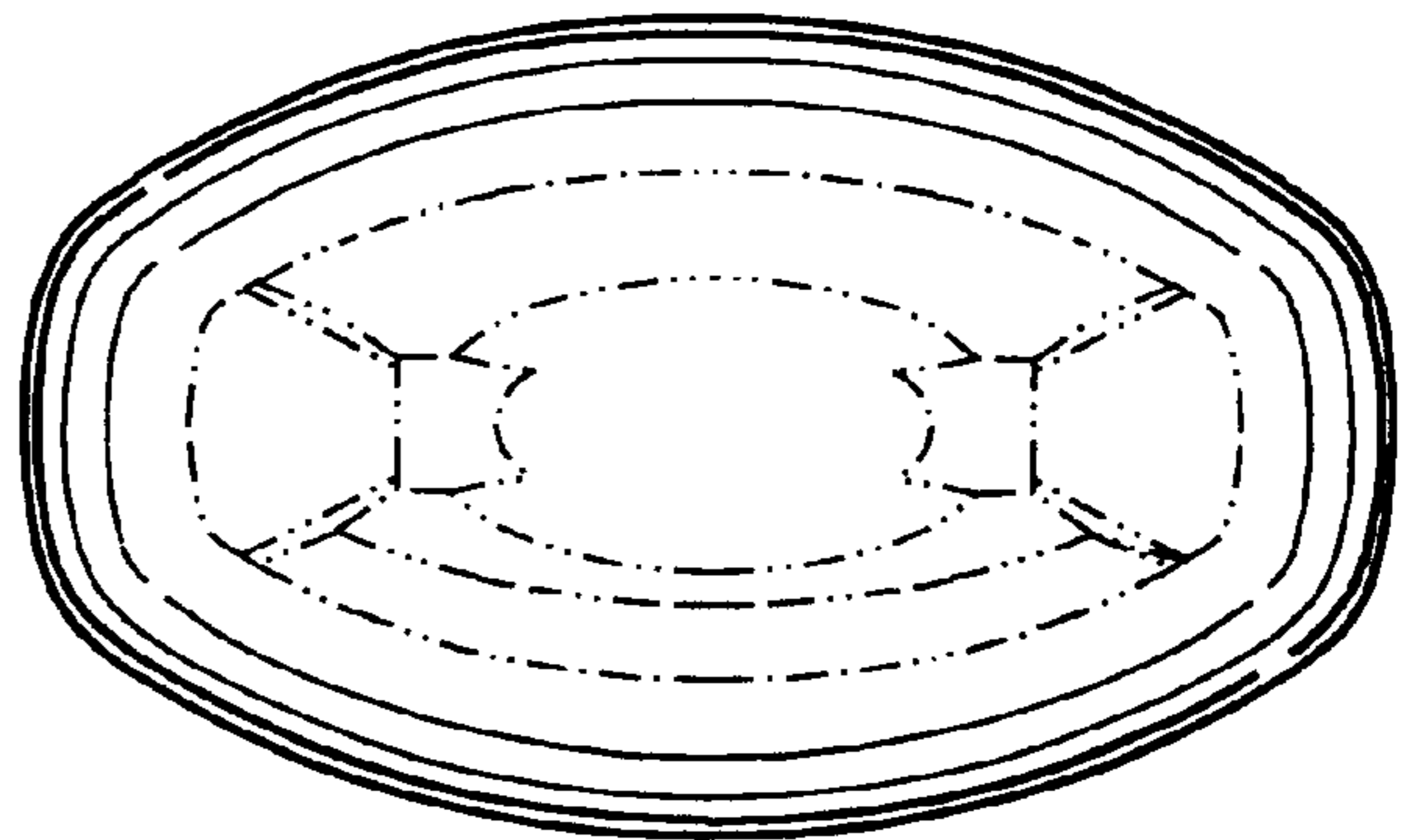


FIG. 5