



US00D528890S

(12) **United States Design Patent**
Chen

(10) **Patent No.:** **US D528,890 S**

(45) **Date of Patent:** **** Sep. 26, 2006**

(54) **HAMMERHEAD**

(76) Inventor: **Yung-Shou Chen**, 2F-1, No. 51, Sec. 3,
Chung Yang Rd., Chung Ho Tsuen,
Long-Ching Town, Taichung Hsien
(TW)

(**) Term: **14 Years**

(21) Appl. No.: **29/235,633**

(22) Filed: **Aug. 3, 2005**

(51) **LOC (8) Cl.** **08-02**

(52) **U.S. Cl.** **D8/78**

(58) **Field of Classification Search** D8/75,
D8/76, 77, 78, 79, 80, 81; 81/20, 21, 22,
81/23, 24, 25; 254/19; 7/143, 146
See application file for complete search history.

(56) **References Cited**

U.S. PATENT DOCUMENTS

D325,863 S	*	5/1992	Chen	D8/75
D353,758 S	*	12/1994	Frykman	D8/78
D432,380 S	*	10/2000	Goble et al.	D8/78
D449,770 S	*	10/2001	Chen	D8/75
D452,126 S	*	12/2001	Hung	D8/75
D468,181 S	*	1/2003	Hung	D8/78

D470,380 S	*	2/2003	Huang	D8/75
D478,264 S	*	8/2003	Chen	D8/78
D478,265 S	*	8/2003	Chen	D8/78
D478,266 S	*	8/2003	Chen	D8/78

* cited by examiner

Primary Examiner—Philip S. Hyder

(74) *Attorney, Agent, or Firm*—Pai Patent & Trademark
Law Firm; Chao-Chang David Pai

(57) **CLAIM**

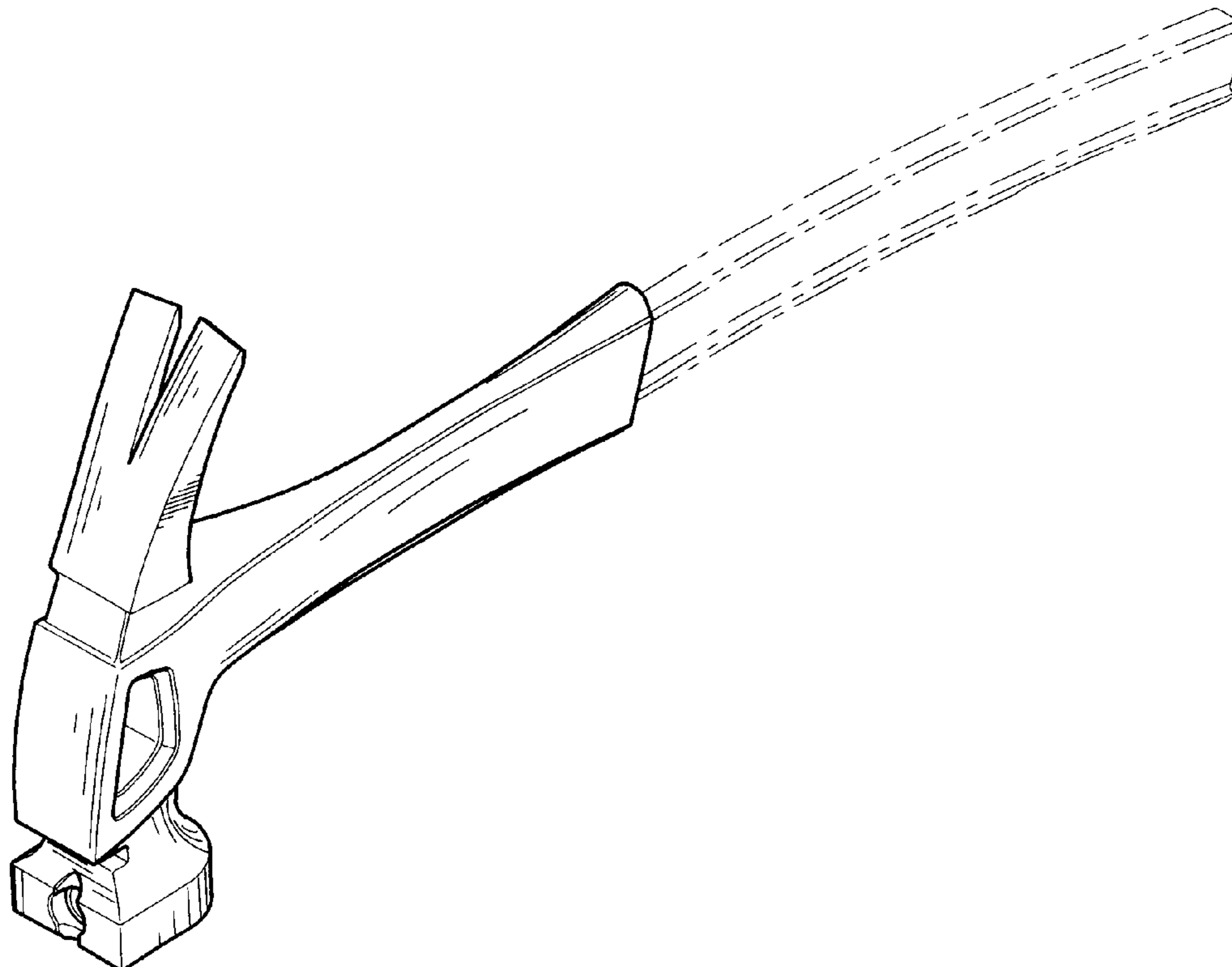
The ornamental design for a hammerhead, as shown and
described.

DESCRIPTION

FIG. 1 is a perspective view of a hammerhead, showing my
new design;
FIG. 2 is a front elevational view thereof;
FIG. 3 is a rear elevational view thereof;
FIG. 4 is a left side elevational view thereof;
FIG. 5 is a right side elevational view thereof;
FIG. 6 is a top plan view thereof; and,
FIG. 7 is a bottom plan view thereof.

The handle attached to the hammerhead is shown in broken
lines for illustrative purposes only and forms no part of the
claimed design.

1 Claim, 3 Drawing Sheets



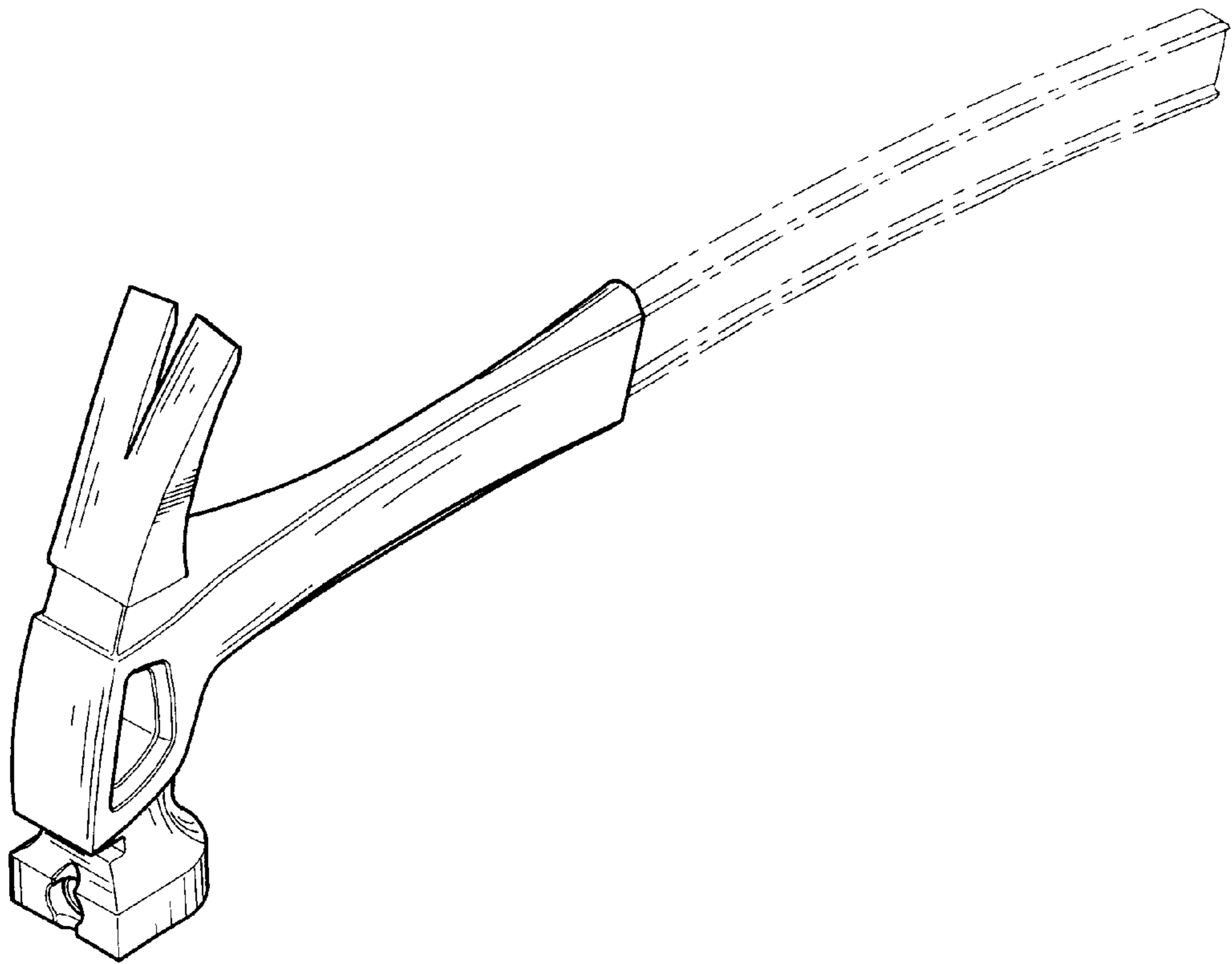


FIG. 1

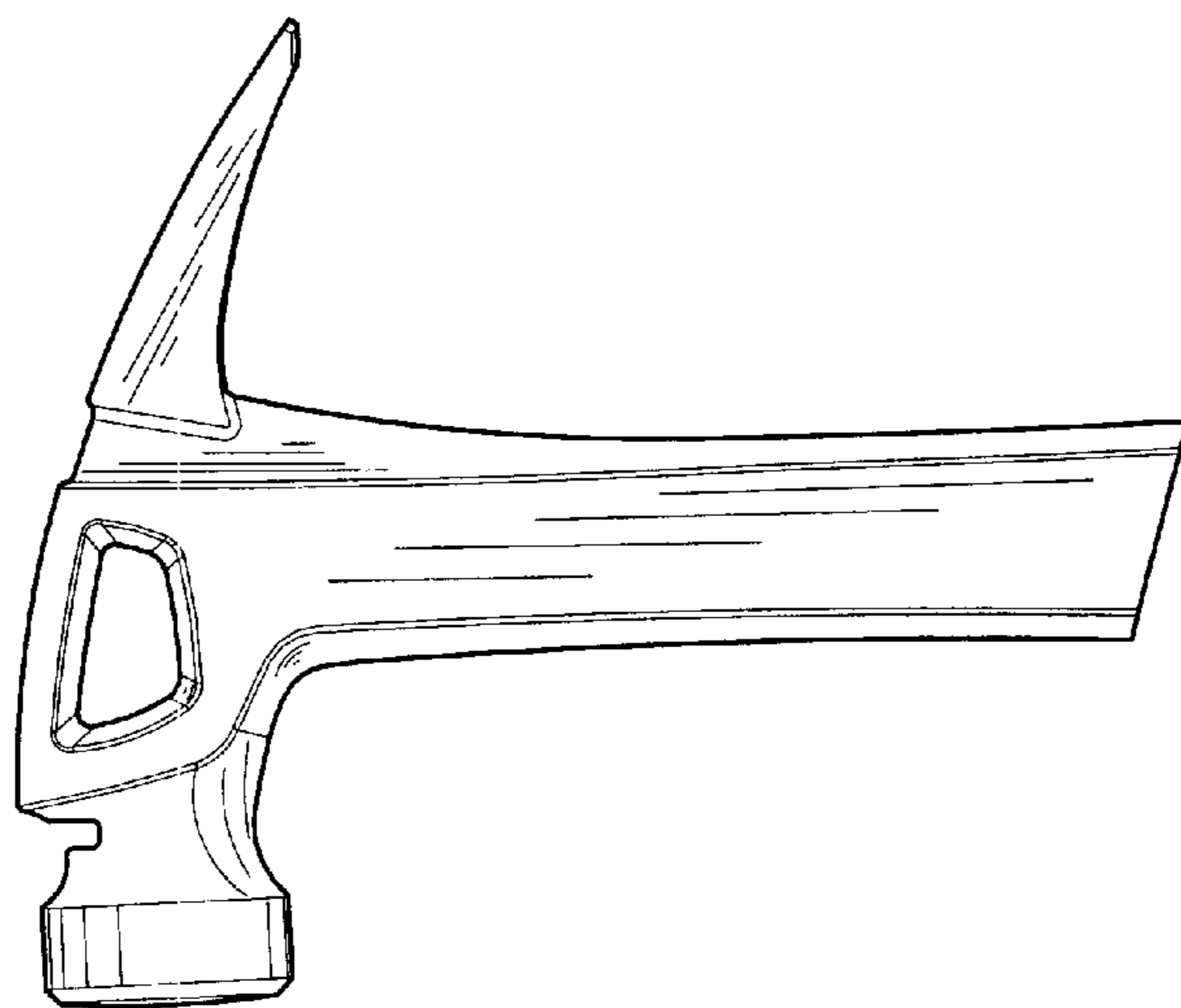


FIG. 2

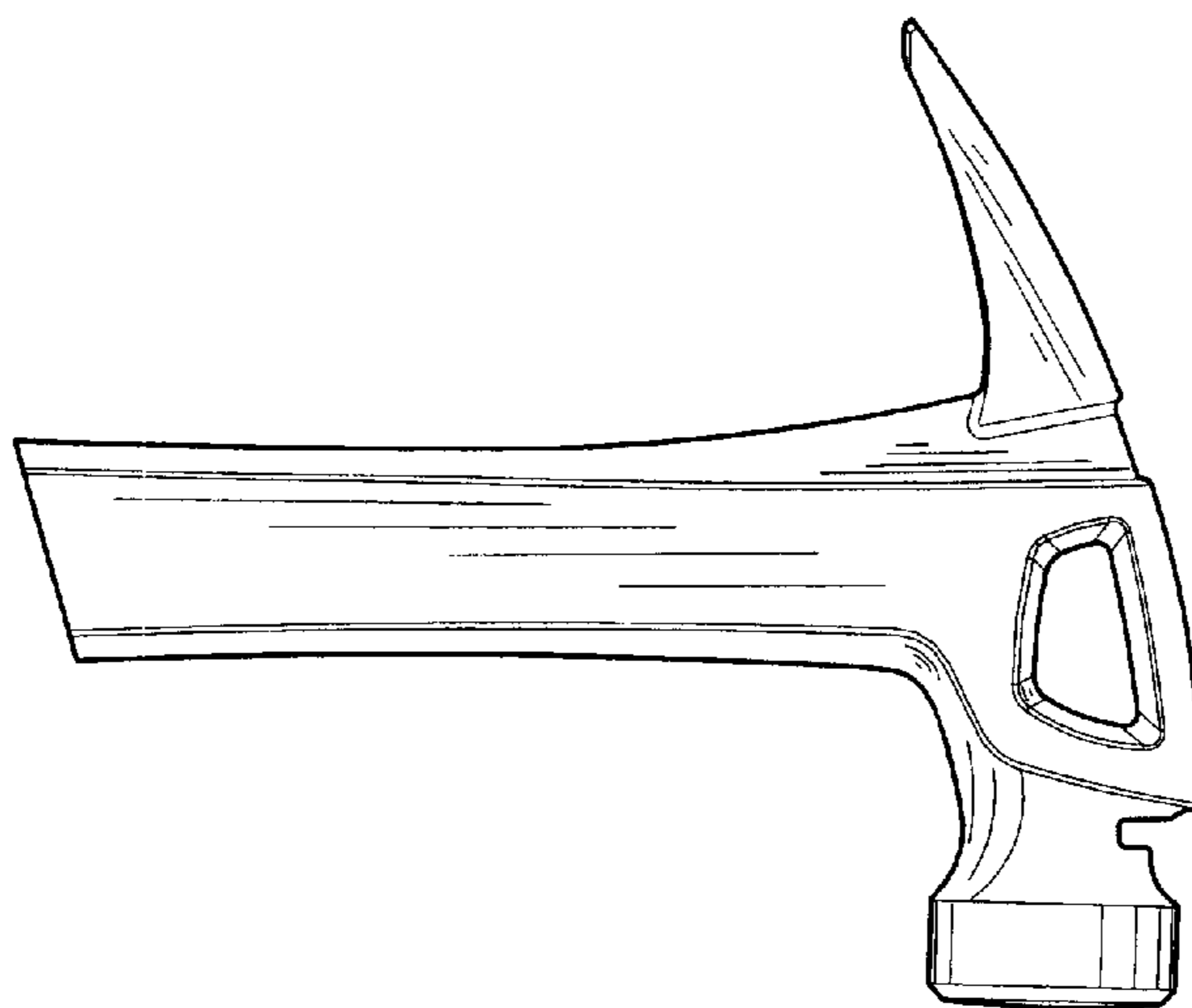


FIG. 3



FIG. 4

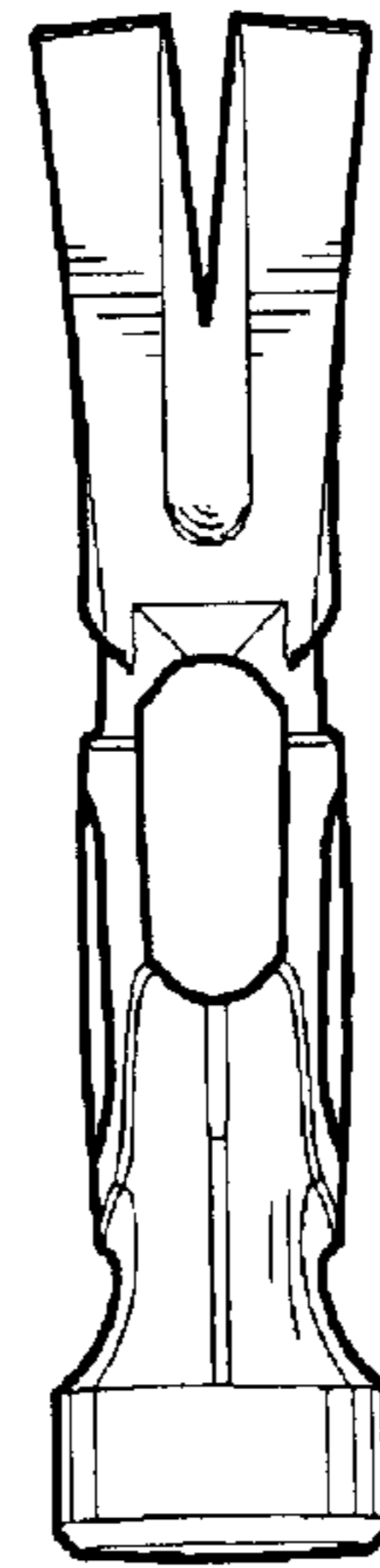


FIG. 5



FIG. 6



FIG. 7