

US00D528855S

(12) **United States Design Patent**
Picozza et al.

(10) **Patent No.:** **US D528,855 S**

(45) **Date of Patent:** **** Sep. 26, 2006**

(54) **DRINK MIXER**

(75) Inventors: **Augusto Picozza**, Boca Raton, FL (US); **Albert Michael Forlenza**, Carrollton, TX (US); **Patrick Wesley Clark**, McKinney, TX (US); **Elizabeth Japp**, Boynton Beach, FL (US)

(73) Assignee: **Sunbeam Products, Inc.**, Boca Raton, FL (US)

(**) Term: **14 Years**

(21) Appl. No.: **29/226,656**

(22) Filed: **Mar. 31, 2005**

(51) **LOC (8) Cl.** **31-00**

(52) **U.S. Cl.** **D7/378**

(58) **Field of Classification Search** D7/300, D7/305, 306, 309, 311, 312, 316-319, 376-386, D7/412, 413, 415, 509, 523, 529, 321, 530; 241/30, 33, 98, 37.5, 100, 101.01, 101.1, 241/129, 101.2, 130, 199, 282.2, 206, 285.1, 241/285.2, 282.1, 291, 292.1, 301; 366/64-67, 366/98, 100, 129, 130, 197-214, 219, 314, 366/241-254, 325.94, 330.4, 341-343, 349; D9/447

See application file for complete search history.

(56) **References Cited**

U.S. PATENT DOCUMENTS

D204,924 S * 5/1966 Di Sesa D7/378

D316,206 S * 4/1991 Daenen et al. D7/317
D321,301 S * 11/1991 Purkapile D7/376
D412,424 S * 8/1999 Au D7/305
D448,967 S * 10/2001 Planca et al. D7/378
D464,522 S * 10/2002 O'Connor et al. D7/319
D466,759 S * 12/2002 Moore D7/378
D479,091 S * 9/2003 Glucksman et al. D7/319
D488,340 S * 4/2004 Zimmermann D7/318
D498,384 S * 11/2004 McWilliam D7/319
D502,358 S * 3/2005 Weaden D7/378
2005/0178863 A1 * 8/2005 Carnevale et al. 241/36

* cited by examiner

Primary Examiner—Cathron C. Brooks

Assistant Examiner—Ricky Pham

(74) *Attorney, Agent, or Firm*—Lawrence J. Shurupoff


(57) **CLAIM**

The ornamental design for a drink mixer, as shown and described.

DESCRIPTION

FIG. 1 is a right top rear perspective view of a drink mixer; FIG. 2 is a right side elevational view thereof; FIG. 3 is a front elevational view thereof; FIG. 4 is a left side elevational view thereof; FIG. 5 is a rear elevational view thereof; and, FIG. 6 is a top plan view thereof.

1 Claim, 6 Drawing Sheets



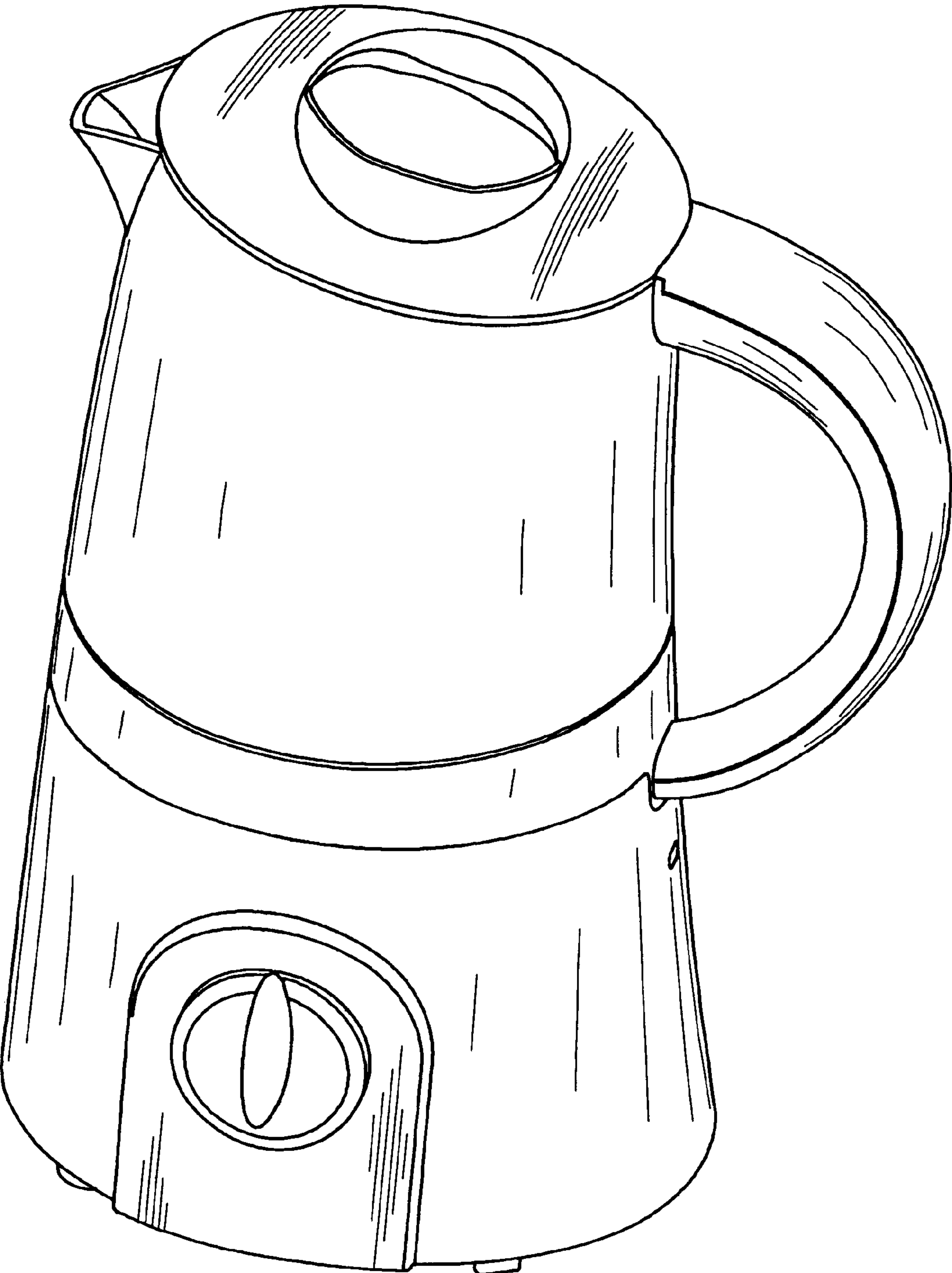


FIG 1




FIG 2

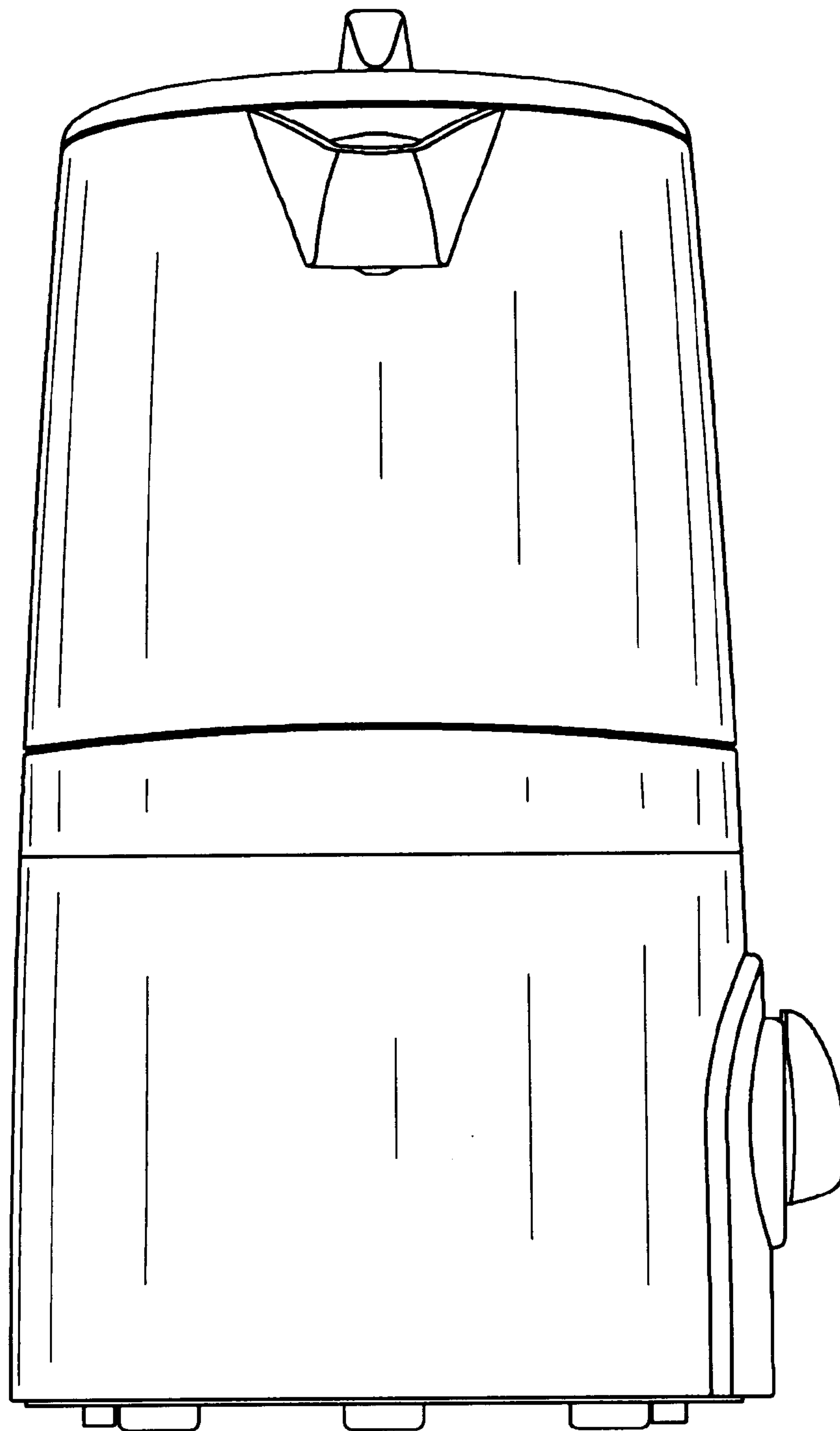


FIG 3




FIG 4

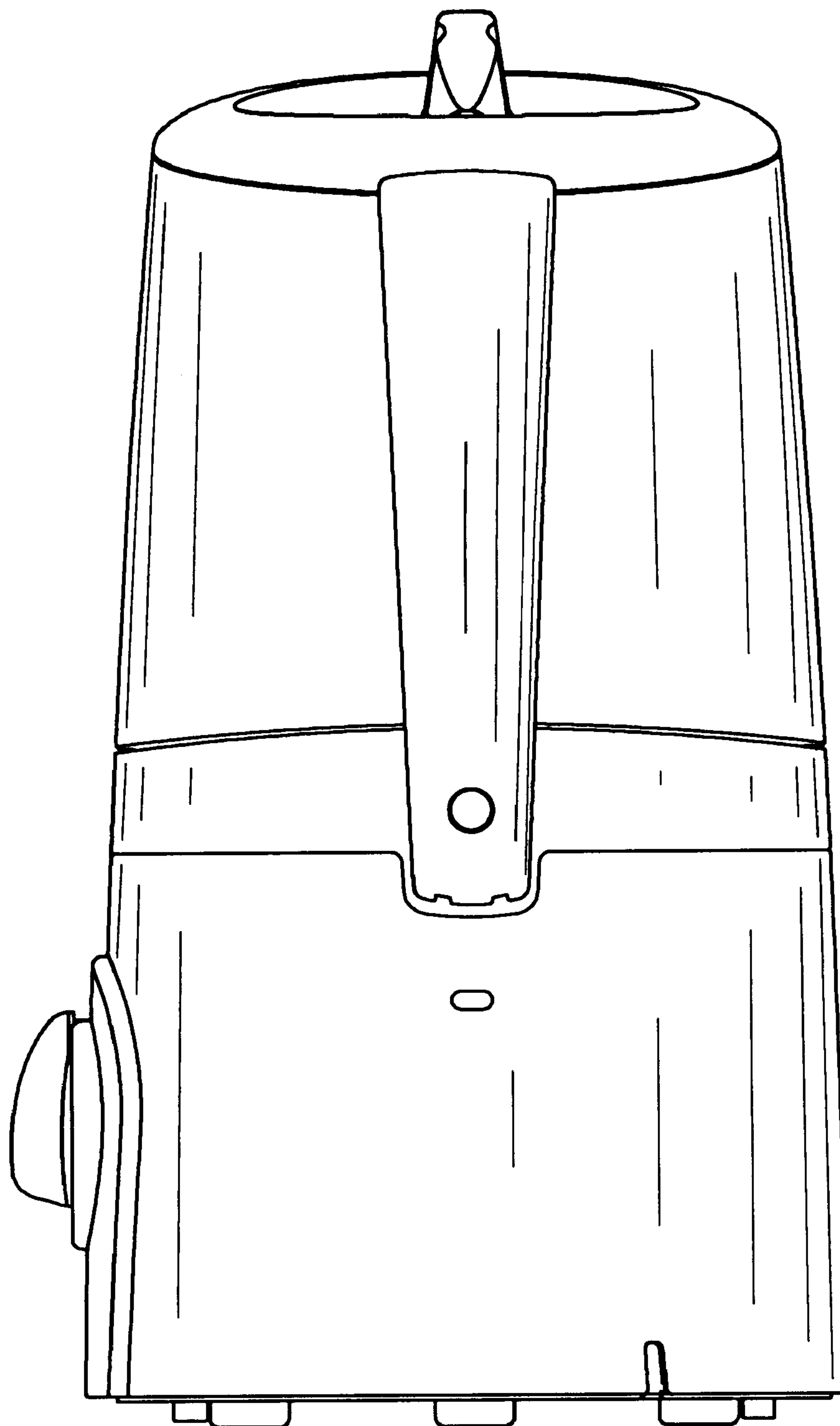


FIG 5

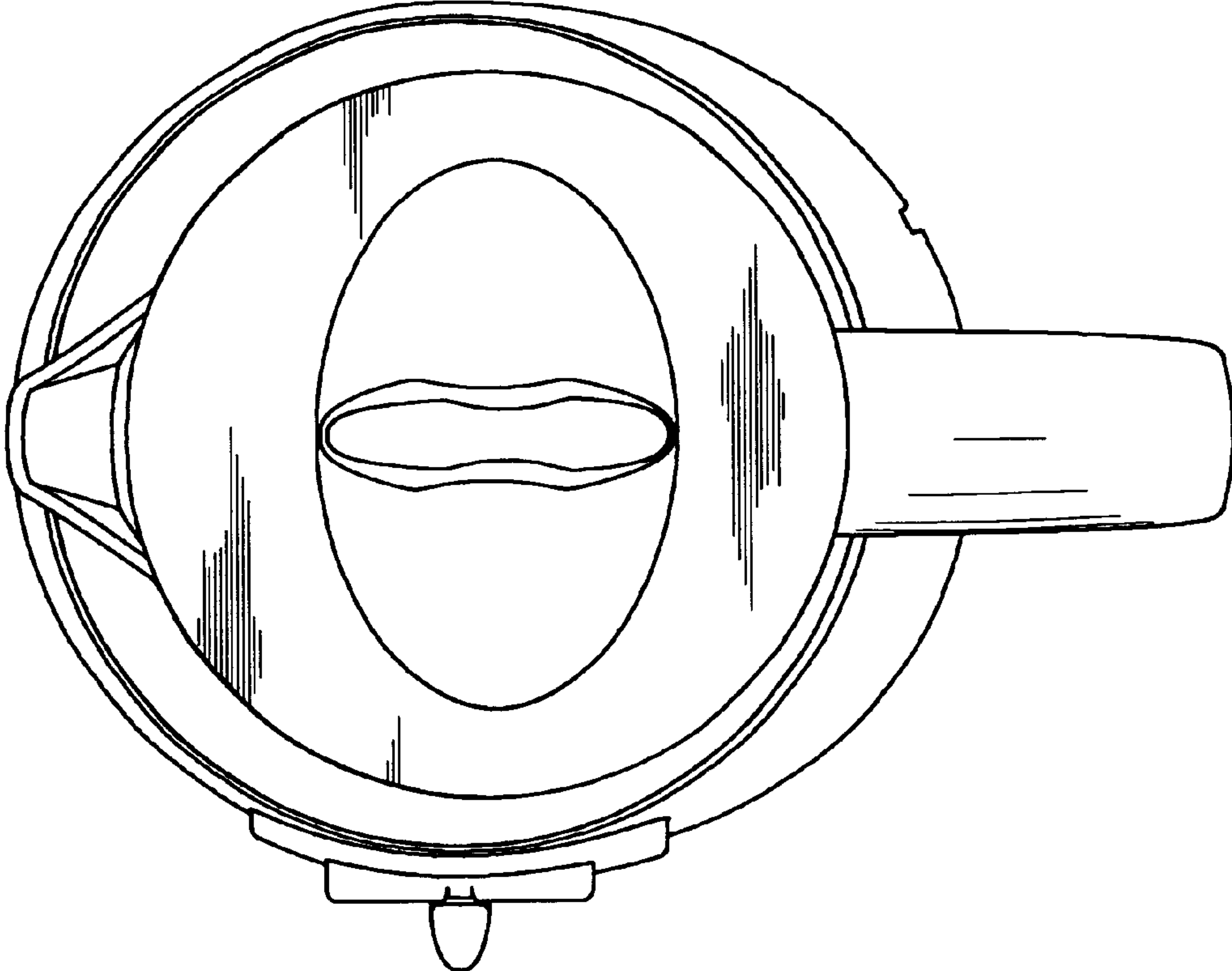


FIG 6