



US00D528840S

(12) **United States Design Patent** (10) **Patent No.:** **US D528,840 S**
Greiner (45) **Date of Patent:** **** Sep. 26, 2006**

(54) **JEWELRY STORAGE CONTAINER**

(76) Inventor: **Lori Greiner**, 1301 Dearborn Pkwy., Suite 402, Chicago, IL (US) 60610

(**) Term: **14 Years**

(21) Appl. No.: **29/198,693**

(22) Filed: **Feb. 3, 2004**

(51) **LOC (8) Cl.** **06-04**

(52) **U.S. Cl.** **D6/559**

(58) **Field of Classification Search** D6/553,
D6/559, 560, 561, 329, 396, 432, 448, 436-439,
D6/444-446; 312/209, 234, 224-225, 242,
312/245; 206/320, 823

See application file for complete search history.

(56) **References Cited**

U.S. PATENT DOCUMENTS

D237,234 S * 10/1975 Wertz D6/559
D243,136 S 1/1977 Foster

(Continued)

OTHER PUBLICATIONS

Fine Wood Working; Greene and Greene, Sep. 1978; No. 12; p. 51.

Fine Wood Working; Woodworking in Mendocino, Jul./Aug. 1981; No. 29, p. 37.

Fine Wood Working; Picture Framing; Jul./Aug. 1982; No. 35, p. 88.

Fine Wood Working; Furnituremaking in the Northwest; Mar./Apr. 1983; No. 39, p. 80.

Fine Wood Working; Building a Secretair-Bookcase; Jan./Feb. 1983; No. 38, p. 98.

Fine Wood Working; Making Cabriole Legs; Sep./Oct. 1983; No. 42, p. 71.

Fine Wood Working; Painted Chests; Sep./Oct. 1984; No. 48, p. 32.

Fine Wood Working; Tage Frid; May/Jun. 1985; No. 52, p. 69.

Fine Wood Working; Tuning-Up a Tablesaw; Sep./Oct. 1989; No. 78, p. 51.

Fine Wood Working; Woodworking in Hawaii; Aug. 1990; No. 83, p. 38.

Fine Wood Working; Krenov Students' Show; Dec. 1991; No. 91, p. 96.

Fine Wood Working; Cabinet Lighting; Aug. 1993; No. 101; by Jean Sousa.

(Continued)

Primary Examiner—Brian N Vinson

(74) *Attorney, Agent, or Firm*—Fredrikson & Byron, P.A.

(57) **CLAIM**

The ornamental design for a jewelry storage container, as shown and described.

DESCRIPTION

FIG. 1 is a perspective view of the exterior of our new container.

FIG. 2 is a front elevation view of our new container.

FIG. 3 is a right side elevation view of our new container.

FIG. 4 is a left side elevation view of our new container.

FIG. 5 is a top plan view of our new container. The bottom plan view of our new container is a mirror image of FIG. 5. FIG. 6 is a perspective view of the interior of a first embodiment of our new container.

FIG. 7 is a perspective view of the interior of a second embodiment of our new container, where earring bars are removably mounted on metal strips on the inner surface of the door.

FIG. 8 is a front elevation view of an earring bar used with the embodiment of FIG. 7.

FIG. 9 is a back elevation view of the earring bar of FIG. 8.

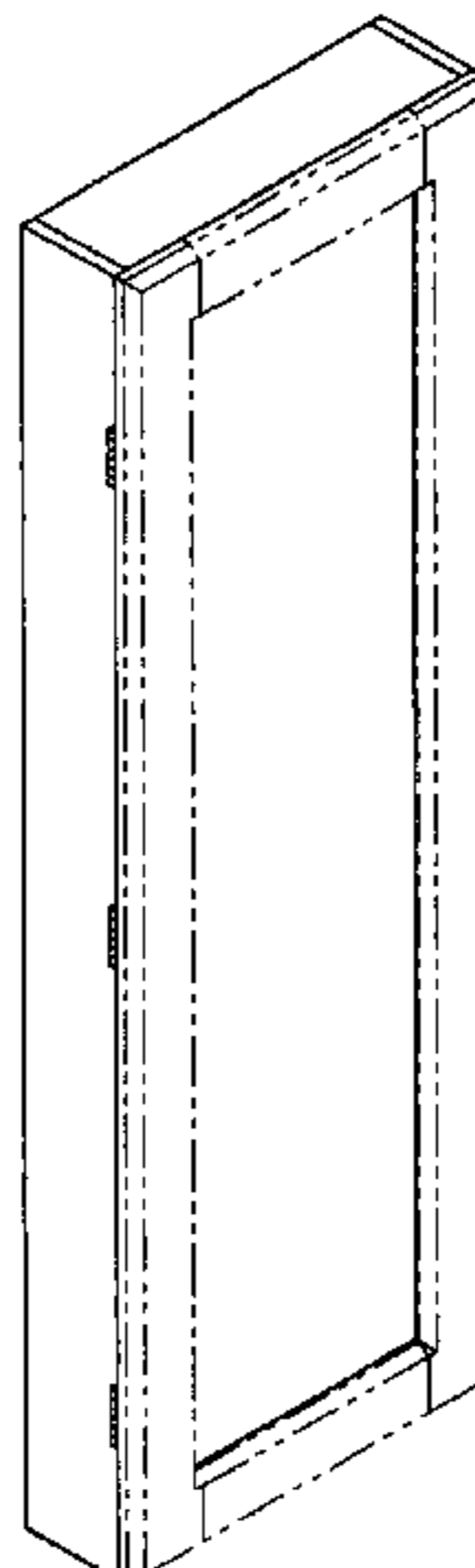
FIG. 10 is a top plan view of an earring bar of FIG. 8.

FIG. 11 is a bottom plan view of a new earring bar of FIG. 8; and,

FIG. 12 is a right side view of the earring bar of FIG. 8. The left side view of the earring bar of FIG. 8 is a mirror image of FIG. 1.

The broken lines in the drawing do not form a part of the claimed invention.

1 Claim, 5 Drawing Sheets



US D528,840 S

Page 2

U.S. PATENT DOCUMENTS

4,076,350 A	2/1978	Crist	
4,209,212 A	6/1980	McGoldrick	
D280,876 S	10/1985	Chabanet	
D297,087 S	8/1988	Fortescue	
D303,894 S	10/1989	Baus	
D321,451 S	11/1991	Greve	
5,141,300 A *	8/1992	Ciesla	312/245
5,163,745 A	11/1992	Zagata	
5,368,378 A	11/1994	Curtis	
D366,796 S	2/1996	Crowley	
D383,937 S	9/1997	Myers	
D394,762 S	6/1998	Greiner	
5,762,184 A	6/1998	Greiner	
D395,768 S	7/1998	Greiner	
D416,736 S *	11/1999	Bergin	D6/559
D419,353 S *	1/2000	Kato	D6/559
6,158,578 A	12/2000	Greiner	
6,595,609 B1	7/2003	Greiner	
D497,069 S *	10/2004	Aisley et al.	D6/559
D500,224 S *	12/2004	Drehs	D6/559
6,857,519 B1	2/2005	Daetweiler et al.	
D504,265 S *	4/2005	Walker	D6/559
2003/0146678 A1	8/2003	Greiner	
2004/0000848 A1	1/2004	Greiner	

OTHER PUBLICATIONS

Color copies of redENVELOPE catalog; Gifts for Valentine's Day 2004; pp. 30 and 32.
"Jewelry-Closet"TM Cabinet, <http://web.archive.org/web/20031026073135/www.mingocustomwoods.com>, 3 pages (Aug. 2000).

* cited by examiner

FIG. 1

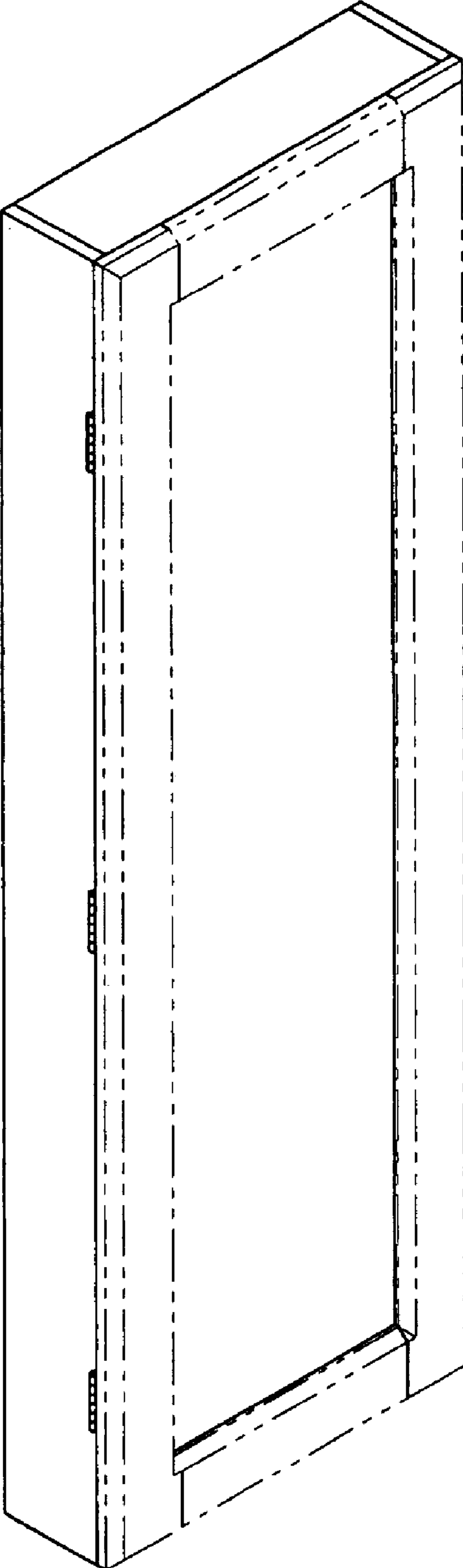


FIG.2

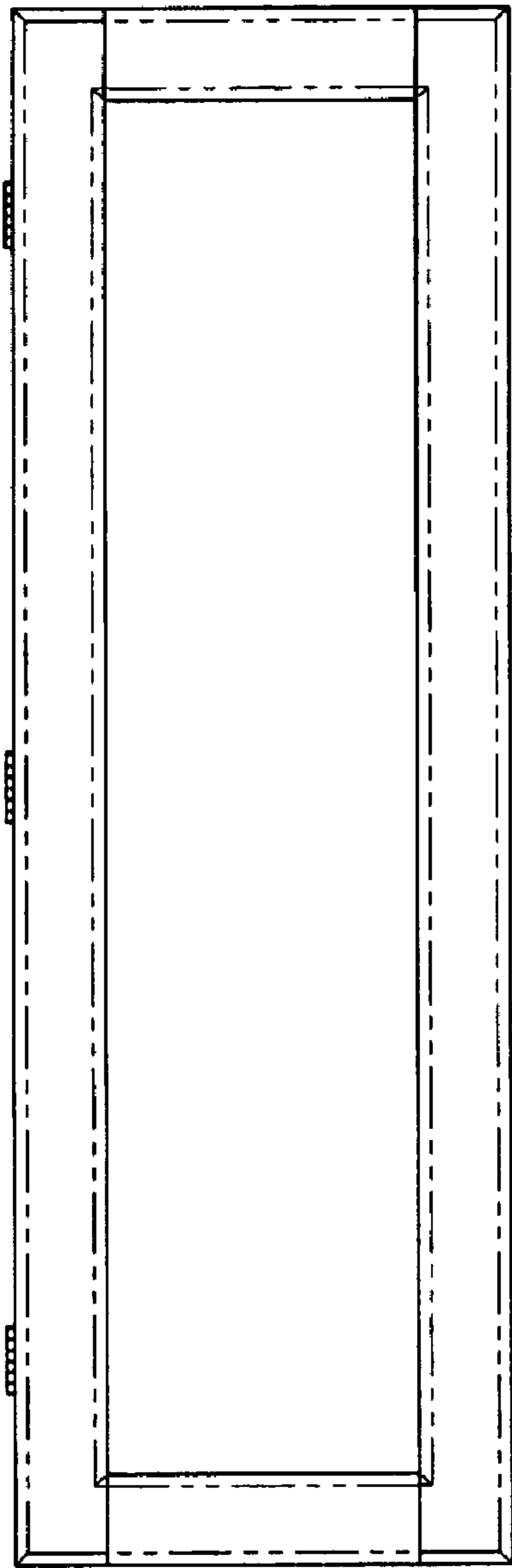


FIG.3

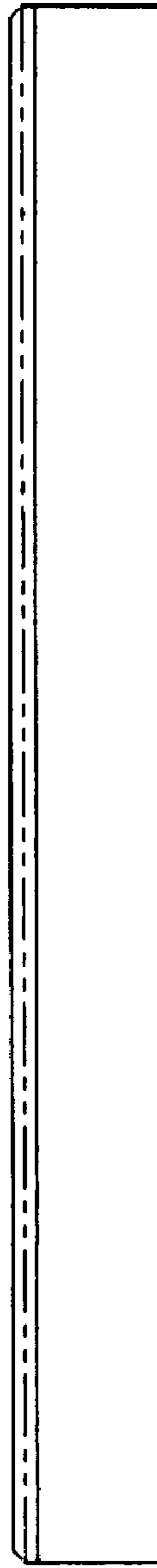


FIG.4

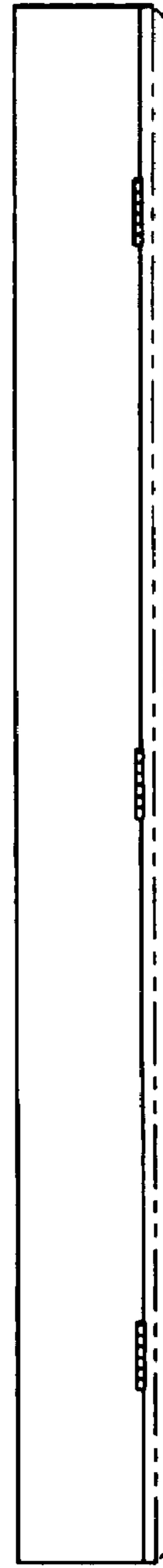


FIG.5




FIG. 6

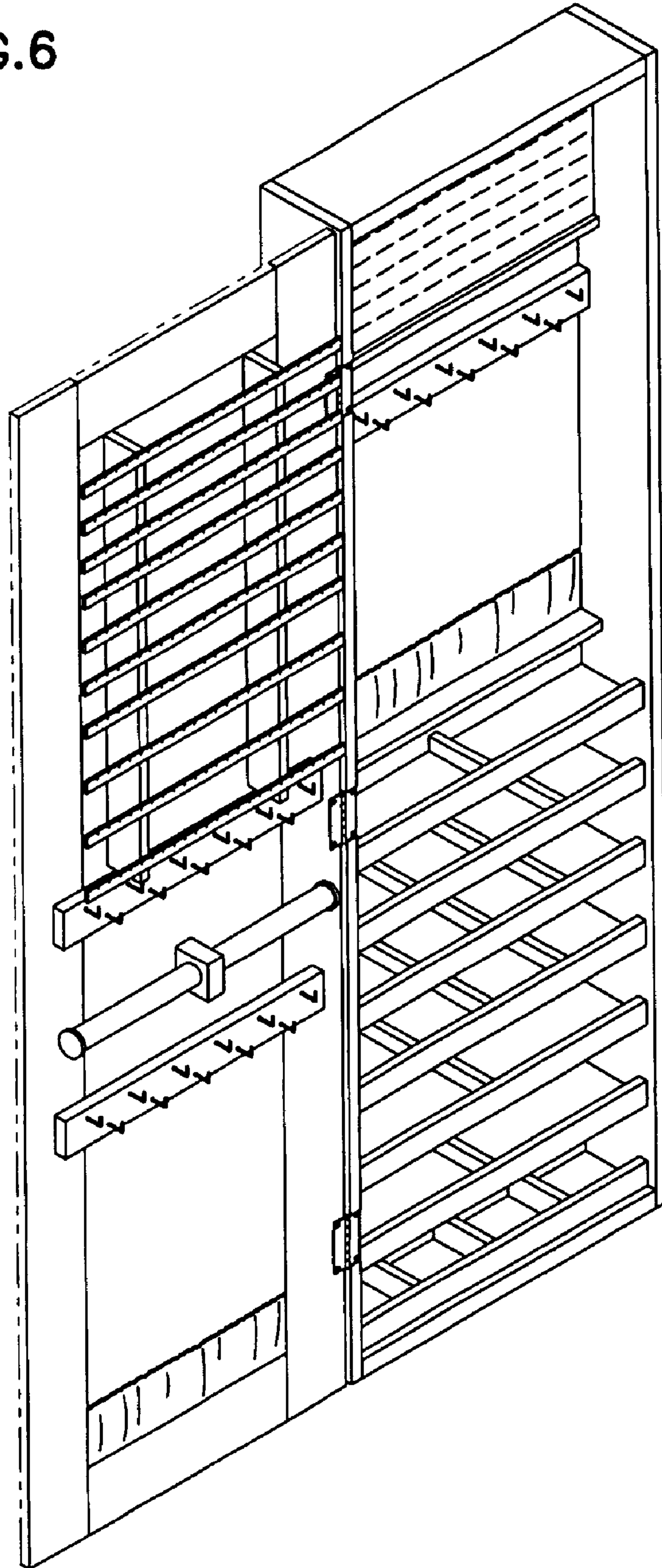


FIG. 7

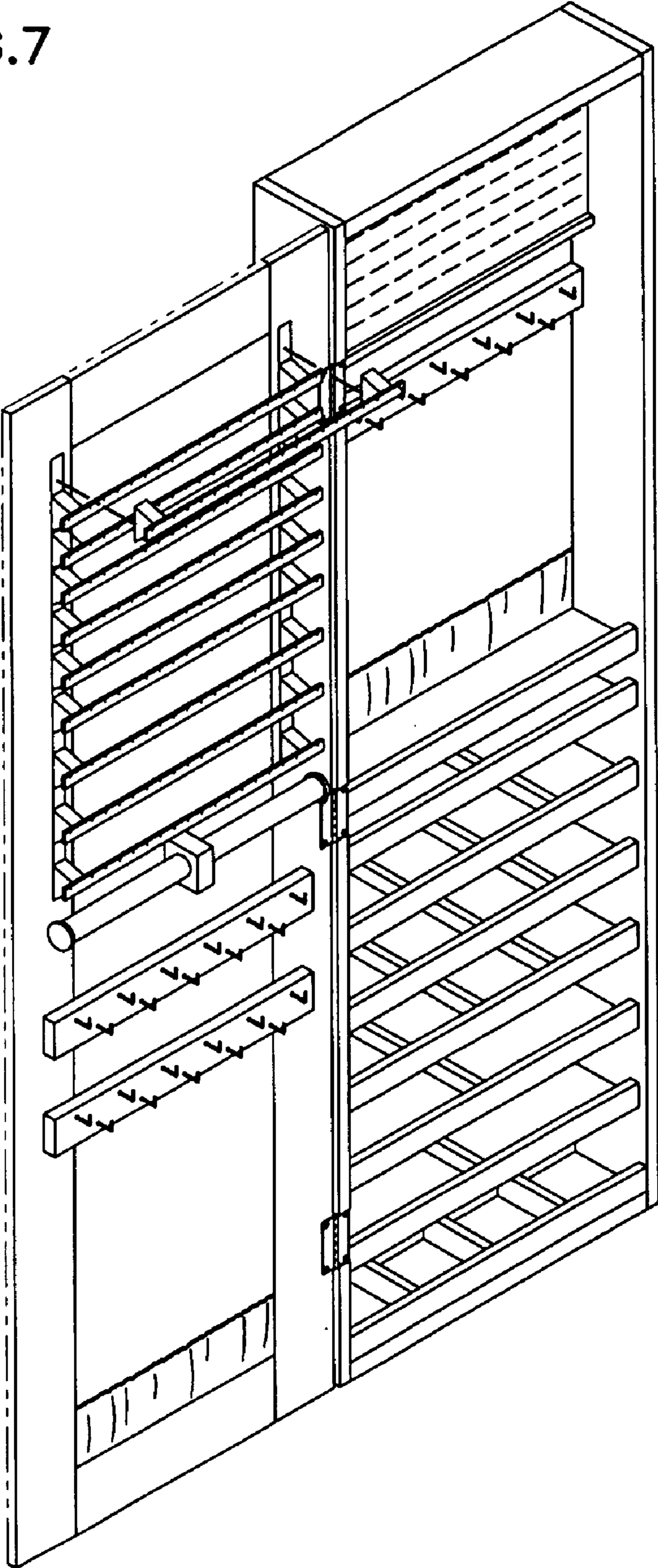


FIG.8

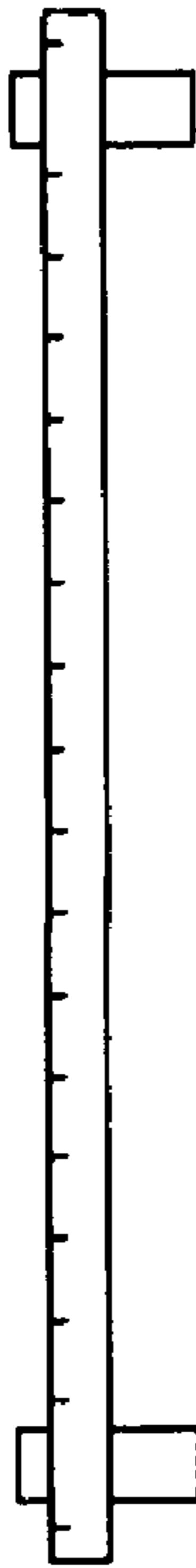


FIG.9

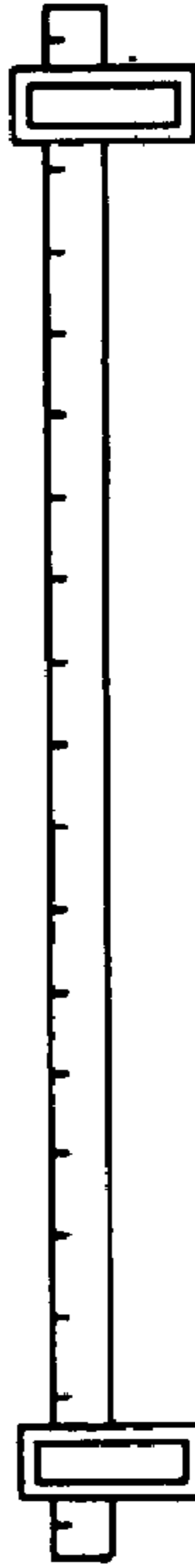


FIG.10

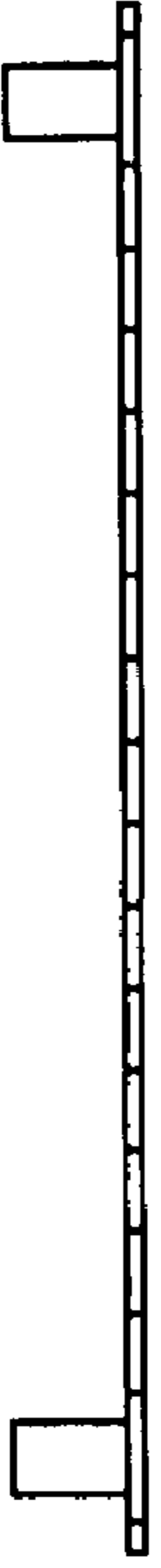


FIG.11



FIG.12

