



US00D528832S

(12) **United States Design Patent**  
**Shibata et al.**

(10) **Patent No.:** **US D528,832 S**

(45) **Date of Patent:** **\*\* Sep. 26, 2006**

(54) **CHILD CAR SEAT**

(75) Inventors: **Fumie Shibata**, Tokyo (JP); **Yuuki Shibata**, Tokyo (JP); **Shushi Hosoya**, Saitama (JP); **Ryoichi Yumoto**, Saitama (JP)

(73) Assignee: **Combi Corporation**, Tokyo (JP)

(\*\*) **Term:** **14 Years**

(21) Appl. No.: **29/238,890**

(22) Filed: **Sep. 23, 2005**

(30) **Foreign Application Priority Data**

Mar. 24, 2005 (JP) ..... 2005-008654

(51) **LOC (8) Cl.** ..... **06-01**

(52) **U.S. Cl.** ..... **D6/502**

(58) **Field of Classification Search** ..... 5/93.1,  
5/99.1, 94, 101, 98.1, 947, 103-104, 655;  
D6/333-336, 339, 500-502; D12/129, 130;  
D21/419; 297/250.1, 255, 256.15, 256.16,  
297/183.1, 183.2; 280/30-31; D3/213-214,  
D3/224

See application file for complete search history.

(56) **References Cited**

**U.S. PATENT DOCUMENTS**

- 3,992,056 A \* 11/1976 Koziatek et al. .... 297/256.13
- D286,470 S \* 11/1986 Takada ..... D6/333
- D287,670 S \* 1/1987 Kassai ..... D6/333
- D290,429 S \* 6/1987 Lemmeyer ..... D6/333
- D294,889 S \* 3/1988 Nakao et al. .... D6/333
- D311,281 S \* 10/1990 Meeker ..... D6/333
- 4,979,777 A \* 12/1990 Takada ..... 297/250.1
- D315,255 S \* 3/1991 Beermann ..... D6/356
- D315,453 S \* 3/1991 Takada ..... D6/333
- D317,534 S \* 6/1991 Hansel ..... D6/356
- 5,022,677 A \* 6/1991 Barbiero ..... 280/801.1
- D319,543 S \* 9/1991 Takahashi et al. .... D6/333
- D321,992 S \* 12/1991 Butler ..... D6/356
- 5,123,673 A \* 6/1992 Tame ..... 280/801.1
- D334,847 S \* 4/1993 Takahashi et al. .... D6/333

- D338,343 S \* 8/1993 Grange ..... D6/333
- D342,616 S \* 12/1993 Gunji et al. .... D6/333
- D343,738 S \* 2/1994 Koyanagi et al. .... D6/333
- D353,057 S \* 12/1994 Koyanagi et al. .... D6/333
- D353,947 S \* 1/1995 Gain ..... D6/333
- 5,390,982 A \* 2/1995 Johnson et al. .... 297/410
- D355,986 S \* 3/1995 Myers ..... D6/356
- D356,690 S \* 3/1995 Kassai ..... D6/333
- D366,965 S \* 2/1996 Meeker et al. .... D6/333
- D369,911 S \* 5/1996 Turner ..... D6/333
- 5,544,917 A \* 8/1996 Loxton et al. .... 280/801.2
- 5,556,171 A \* 9/1996 Busch ..... 297/483
- 5,599,070 A \* 2/1997 Pham et al. .... 297/483
- 5,609,396 A \* 3/1997 Loxton et al. .... 297/473
- D381,818 S \* 8/1997 Wood ..... D6/333
- 5,658,051 A \* 8/1997 Vega et al. .... 297/483
- D383,912 S \* 9/1997 Meeker et al. .... D6/333
- 5,733,013 A \* 3/1998 Brown ..... 297/483
- D405,277 S \* 2/1999 Onishi et al. .... D6/333
- D411,375 S \* 6/1999 Onishi et al. .... D6/333
- D413,026 S \* 8/1999 Reithmeier ..... D6/333
- D417,964 S \* 12/1999 Kain ..... D6/333
- D418,964 S \* 1/2000 Biton ..... D1/120
- D419,786 S \* 2/2000 Kain ..... D6/333
- D427,464 S \* 7/2000 Lemmeyer ..... D6/500

(Continued)

*Primary Examiner*—Sandra S. Snapp

(74) *Attorney, Agent, or Firm*—Venable, LLP; Michael A. Sartori; Steven J. Schwarz

(57) **CLAIM**

The ornamental design for a child car seat, as shown and described.

**DESCRIPTION**

FIG. 1 is a perspective view of a child car seat embodying the new design;

FIG. 2 is a front view thereof;

FIG. 3 is a rear view thereof;

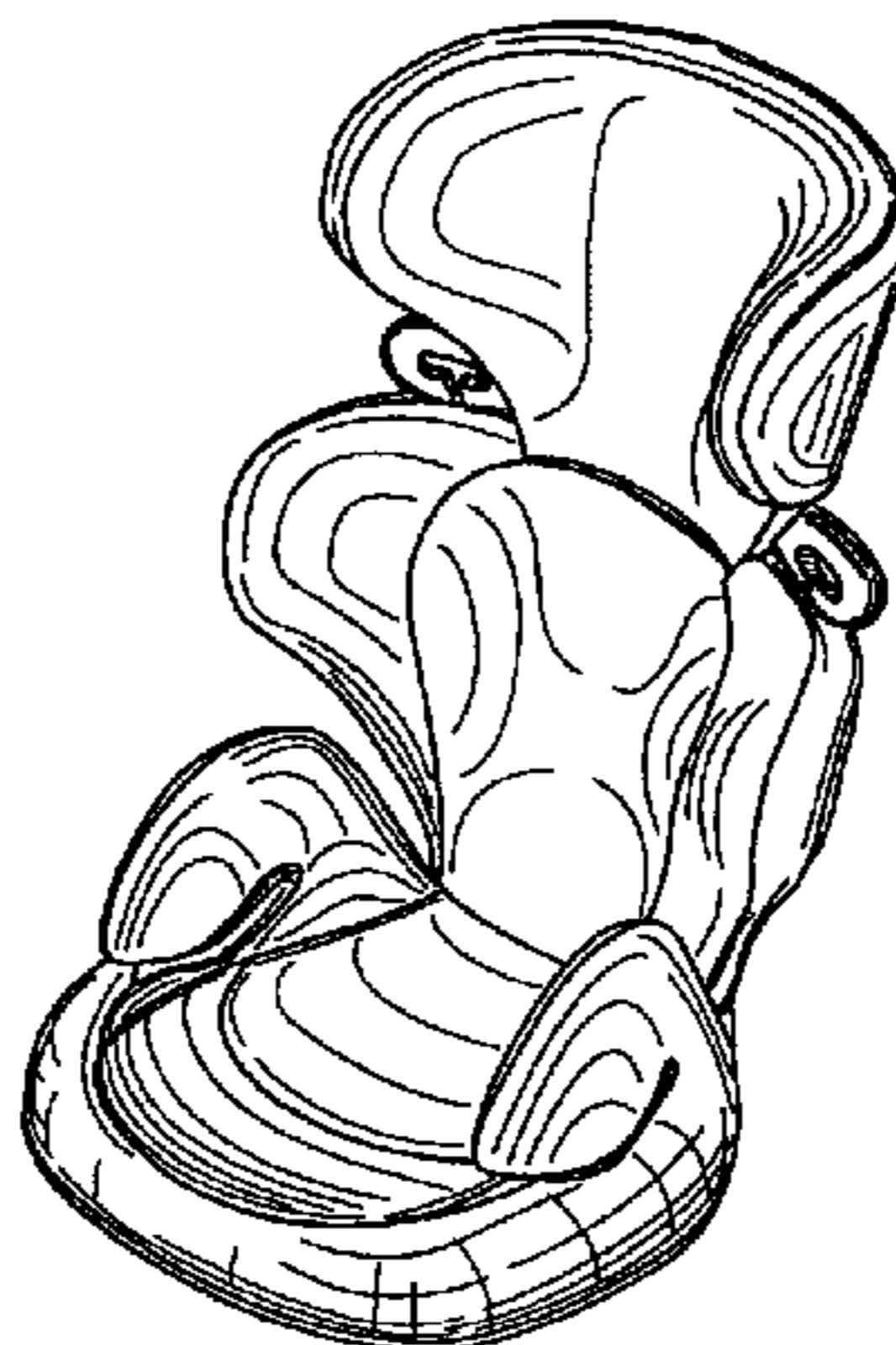
FIG. 4 is top view thereof;

FIG. 5 is a right side view thereof; and,

FIG. 6 is a left side view thereof.

The bottom of the seat for child car seat is unornamented.

**1 Claim, 3 Drawing Sheets**



# US D528,832 S

Page 2

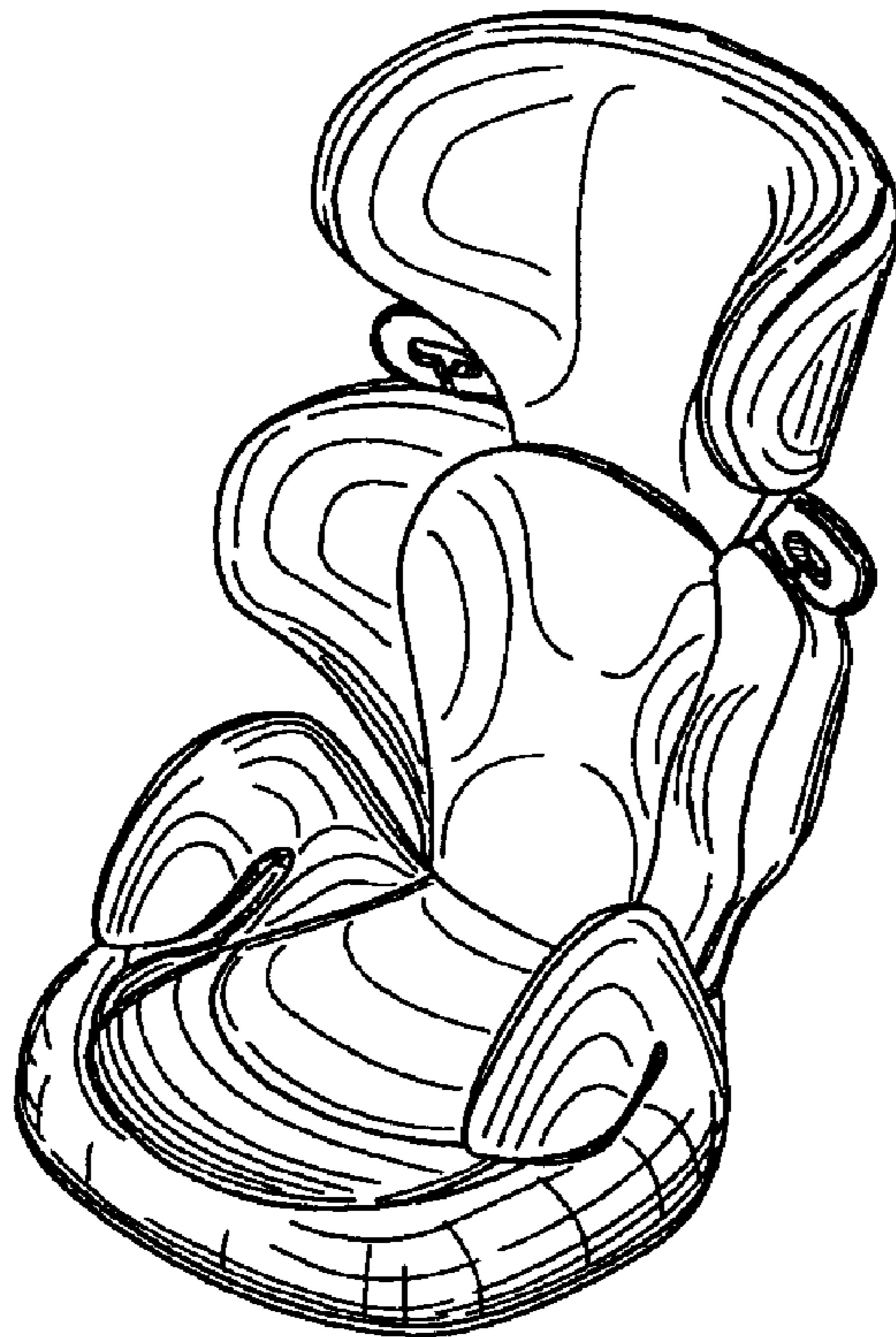
---

## U.S. PATENT DOCUMENTS

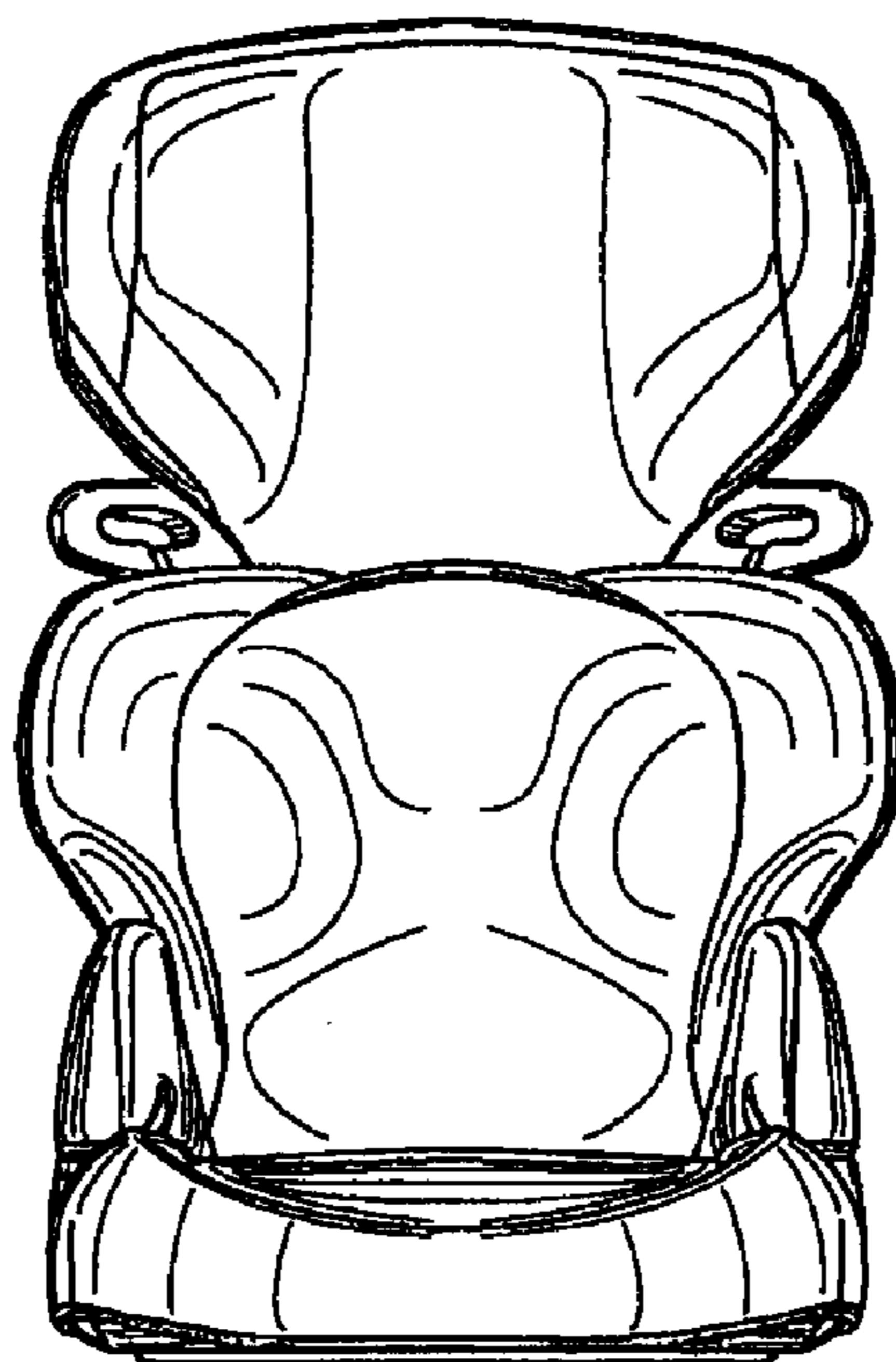
D427,785 S	*	7/2000	Kasai	.....	D6/333	D458,042 S	*	6/2002	Zakovic et al.	.....	D6/333
D436,744 S	*	1/2001	Haut	.....	D6/333	D461,320 S	*	8/2002	Sher	.....	D6/333
D442,373 S	*	5/2001	Ruehlmann et al.	.....	D6/333	6,520,588 B1	*	2/2003	Busch	.....	297/483
D450,935 S	*	11/2001	Dranschak et al.	.....	D6/333	D483,576 S	*	12/2003	Kasai et al.	.....	D6/333
D456,151 S	*	4/2002	Kasai et al.	.....	D6/333	D487,640 S	*	3/2004	Chen	.....	D6/333

\* cited by examiner

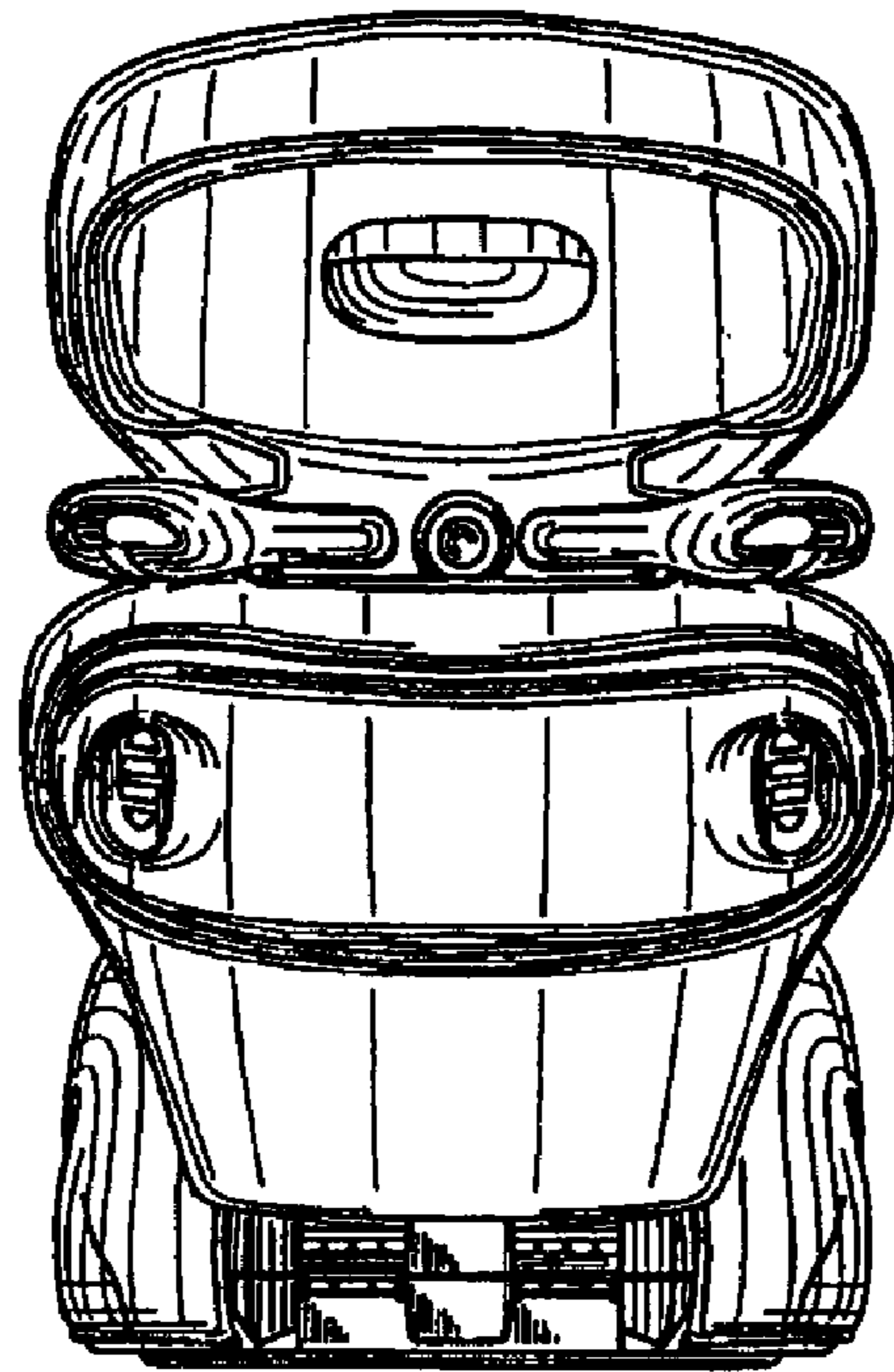
**FIG. 1**



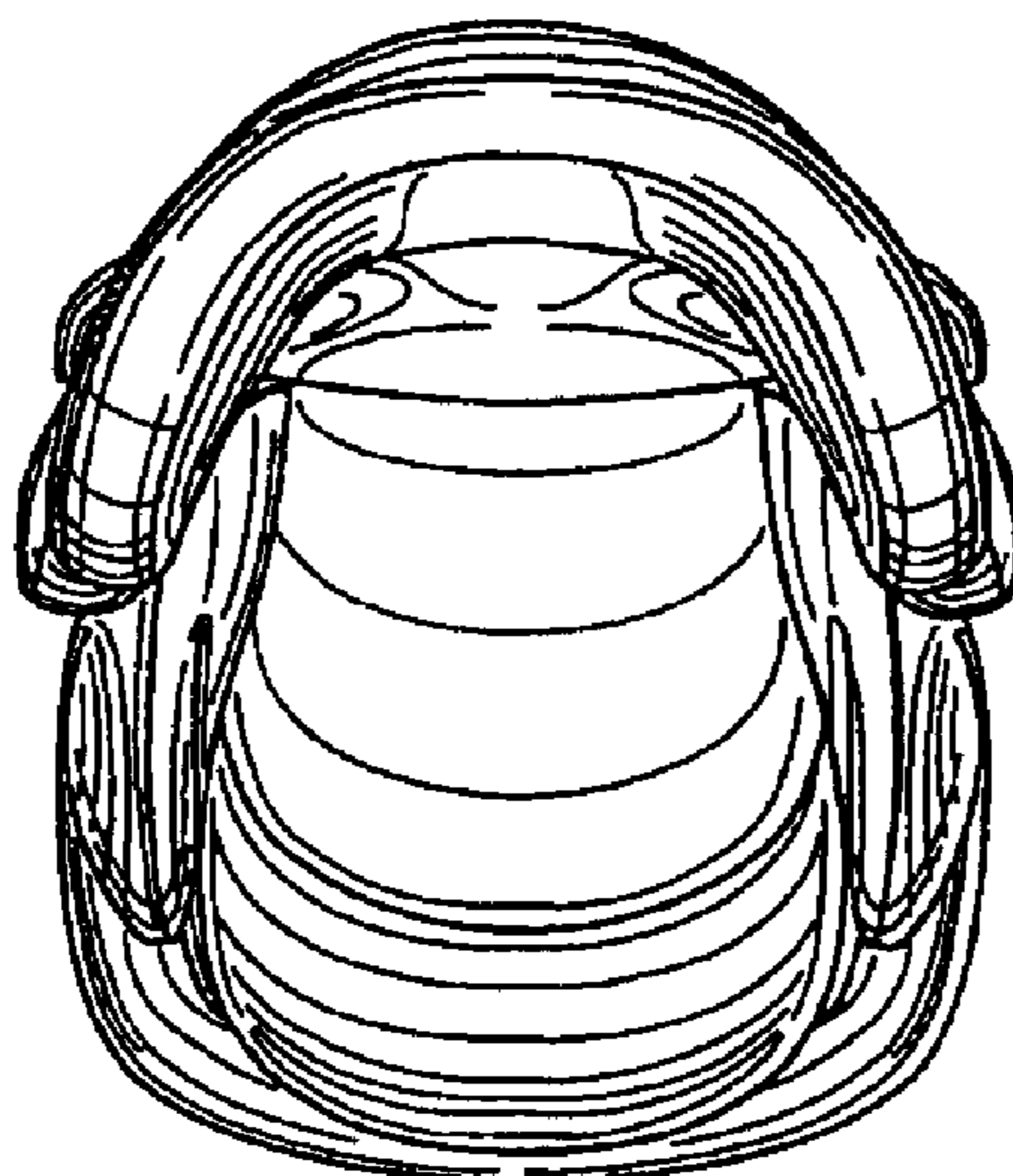
**FIG. 2**



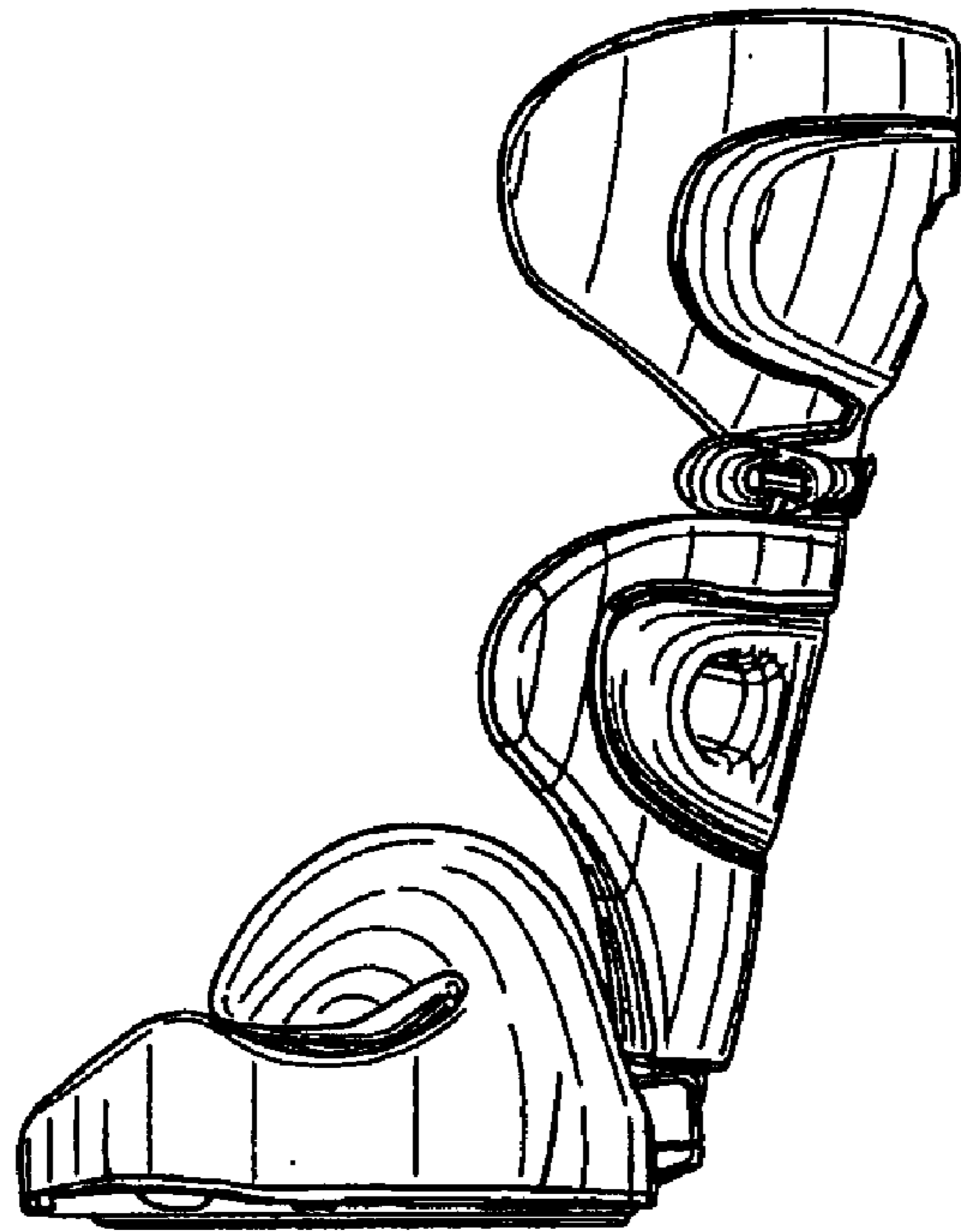
**FIG. 3**



**FIG. 4**



**FIG. 5**



**FIG. 6**

