

US00D528826S

(12) **United States Design Patent** (10) **Patent No.:** **US D528,826 S**
Schmitt (45) **Date of Patent:** **** Sep. 26, 2006**

(54) **CHINA CABINET/BUFFET**
(75) Inventor: **Jack Schmitt**, San Juan Capistrano, CA (US)
(73) Assignee: **Amini Innovation Corp.**, Pico Rivera, CA (US)
(**) Term: **14 Years**
(21) Appl. No.: **29/225,580**
(22) Filed: **Mar. 17, 2005**
(51) **LOC (8) Cl.** **06-04**
(52) **U.S. Cl.** **D6/470; D6/441**
(58) **Field of Classification Search** D6/434, D6/436-447, 470; 312/114, 204, 224, 227
See application file for complete search history.

(56) **References Cited**

U.S. PATENT DOCUMENTS

D224,926 S	10/1972	Adkinson	
D227,842 S	* 7/1973	Adkinson	D6/438
D227,845 S	* 7/1973	Adkinson	D6/438
D242,678 S	* 12/1976	Adkinson	D6/438
D242,679 S	* 12/1976	Adkinson	D6/434
D343,306 S	1/1994	Keller	
D358,046 S	5/1995	Ferguson	
D372,139 S	7/1996	Walters, III et al.	
D384,515 S	10/1997	Bergelin	
D389,654 S	1/1998	Walters, III et al.	
D390,043 S	2/1998	Walters, III et al.	
D390,719 S	2/1998	Walters, III et al.	
D426,980 S	6/2000	Vaaler	
D431,391 S	10/2000	Hazen et al.	

(Continued)

OTHER PUBLICATIONS

Furniture Today, Aico china cabinet, p. 141, Oct. 16, 2000.*
Furniture Today, Aico Monte Carlo Collection china cabinet, p. 2, Apr. 15, 2002.*
Ethan Allen Circular, Legacy Collection China Cabinet and Buffet, p. 5, 1996.

Furniture Today, Union city Imports china hutch, p. 158, Oct. 19, 1998.
Furniture Today, Aico china hutch, p. 15, Oct. 16, 2000.
Furniture Today, Broyhill china hutch, p. 11, Apr. 16, 2001.
Furniture Today, Marge Carson wall unit, p. 126, Oct. 11, 1999.
Furniture Today, Pulaski Armoire, p. 33, Apr. 15, 2002.
Amini Innovation, Corp. Monte Carlo Collection, #53000 Series, 2001, 2 pages.
Amini Innovation Corp. La Francaise Collection, #50000 Series, Sep. 11, 2002, 5 pages.
Amini Innovation Corp. Royal Oak Collection, #31000 Series, Sep. 11, 2002, 1 page.
Amini Innovation, Corp. Tuscano China Cabinet and Buffet, Sep. 14, 2004.
Amini Innovation, Corp. Excelsior China Cabinet and Buffet, Sep. 14, 2004, 1 page.

Primary Examiner—Cathron C. Brooks

(74) *Attorney, Agent, or Firm*—Cislo & Thomas, LLP

(57) **CLAIM**


I claim the ornamental design for the china cabinet/buffet, as shown and described.

DESCRIPTION

FIG. 1 is a front elevational view of a china cabinet/buffet showing my new design;
FIG. 2 is a left-side elevational view thereof;
FIG. 3 is a right-side elevational view thereof;
FIG. 4 is a top plan view thereof;
FIG. 5 is a left side elevational detail illustrating the ornamentation thereon in enlarged detail;
FIG. 6 is a front elevation detail illustrating the ornamentation thereon in enlarged detail;
FIG. 7 is a front top center elevational detail illustrating the ornamentation thereon in enlarged detail; and,
FIG. 8 is a front elevational detail of an upper panel and top post illustrating the ornamentation thereon in enlarged detail.

The broken lines shown in the drawings form no part of the claimed design.

1 Claim, 8 Drawing Sheets



US D528,826 S

Page 2

U.S. PATENT DOCUMENTS

D434,249 S	11/2000	Cain		D469,624 S	2/2003	Vaaler	
D441,219 S	5/2001	Cain		D469,631 S	2/2003	Vaaler	
D445,279 S	7/2001	O'Hare et al.		D469,986 S	2/2003	Stanton	
D447,886 S	* 9/2001	O'Hare et al. D6/438	D474,054 S	5/2003	Warren et al.	
D448,943 S	10/2001	McDaniel et al.		D475,868 S	* 6/2003	Vaaler D6/470
D448,944 S	10/2001	McDaniel et al.		D477,725 S	7/2003	McDaniel et al.	
D448,949 S	10/2001	O'Hare et al.		D480,236 S	10/2003	Schmitt	
D450,476 S	11/2001	Vaaler		D480,898 S	10/2003	Schmitt	
D451,694 S	12/2001	Vaaler		D481,555 S	11/2003	Schmitt	
D452,084 S	12/2001	O'Hare et al.		D482,907 S	12/2003	Wanek et al.	
D454,729 S	* 3/2002	Vaaler D6/470	D487,202 S	3/2004	Schmitt	
D458,051 S	6/2002	O'Hare et al.		D487,203 S	3/2004	Schmitt	
D468,937 S	1/2003	Berry, Jr. et al.					

* cited by examiner




Fig. 1

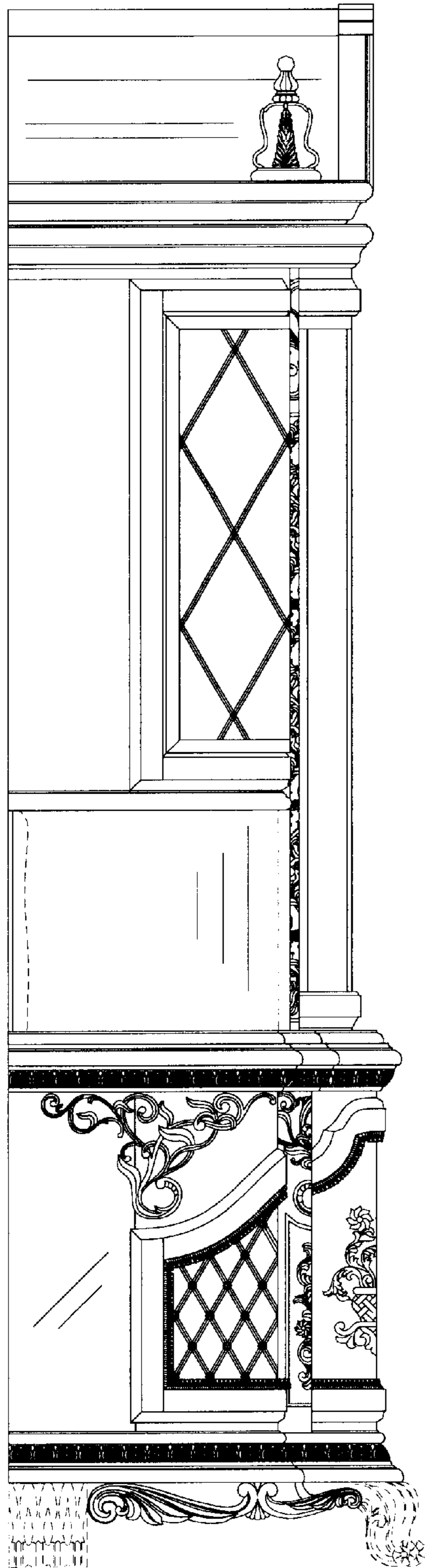


Fig. 2

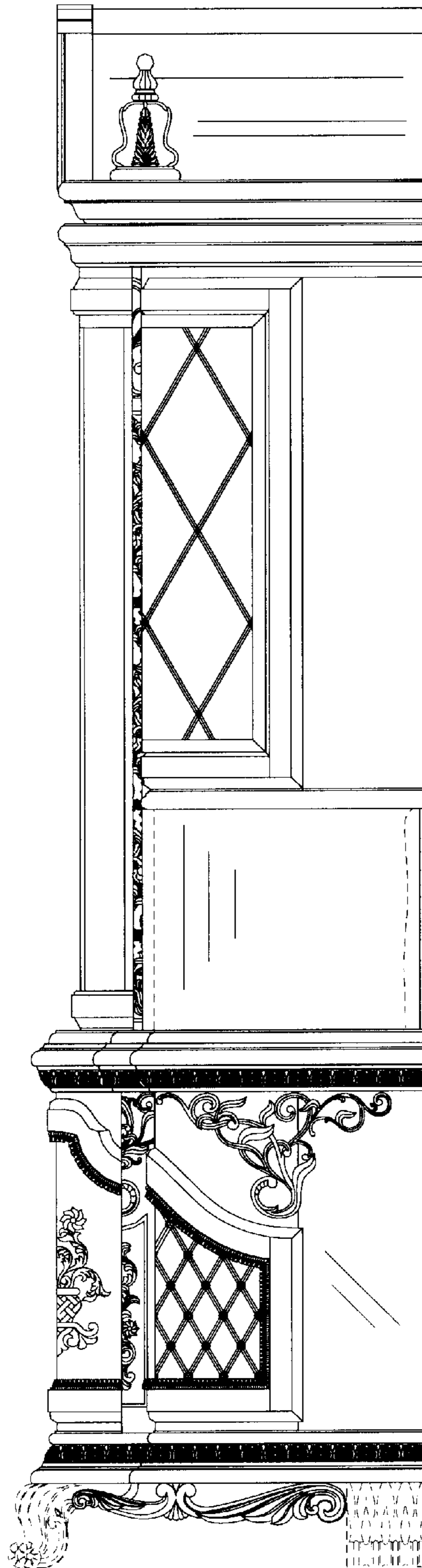


Fig. 3

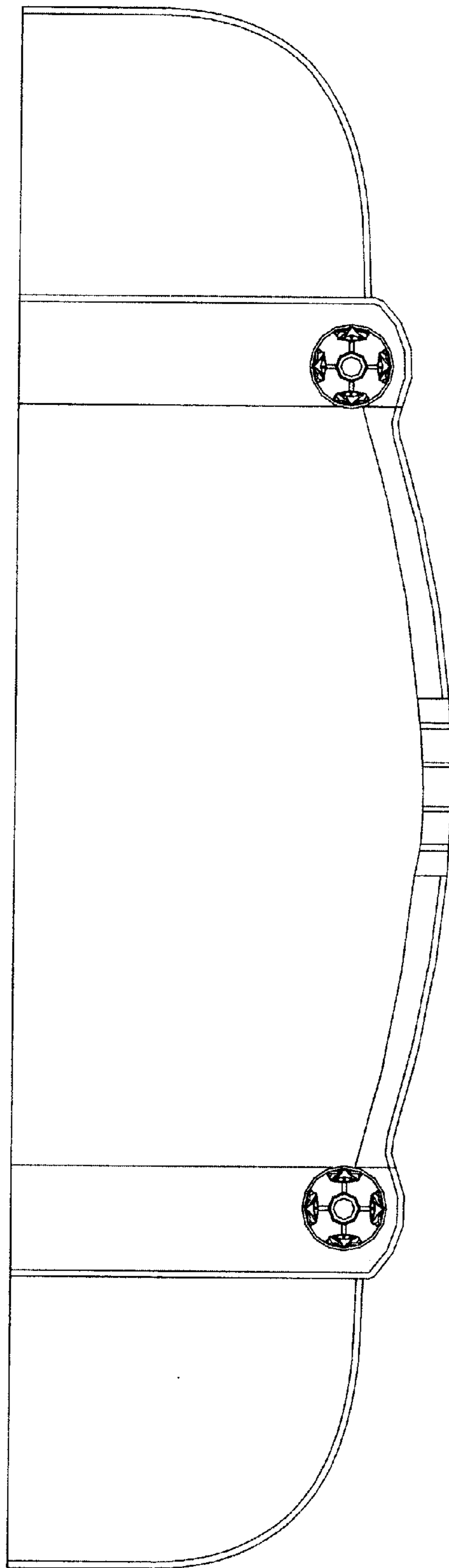


Fig. 4




Fig. 5




Fig. 6

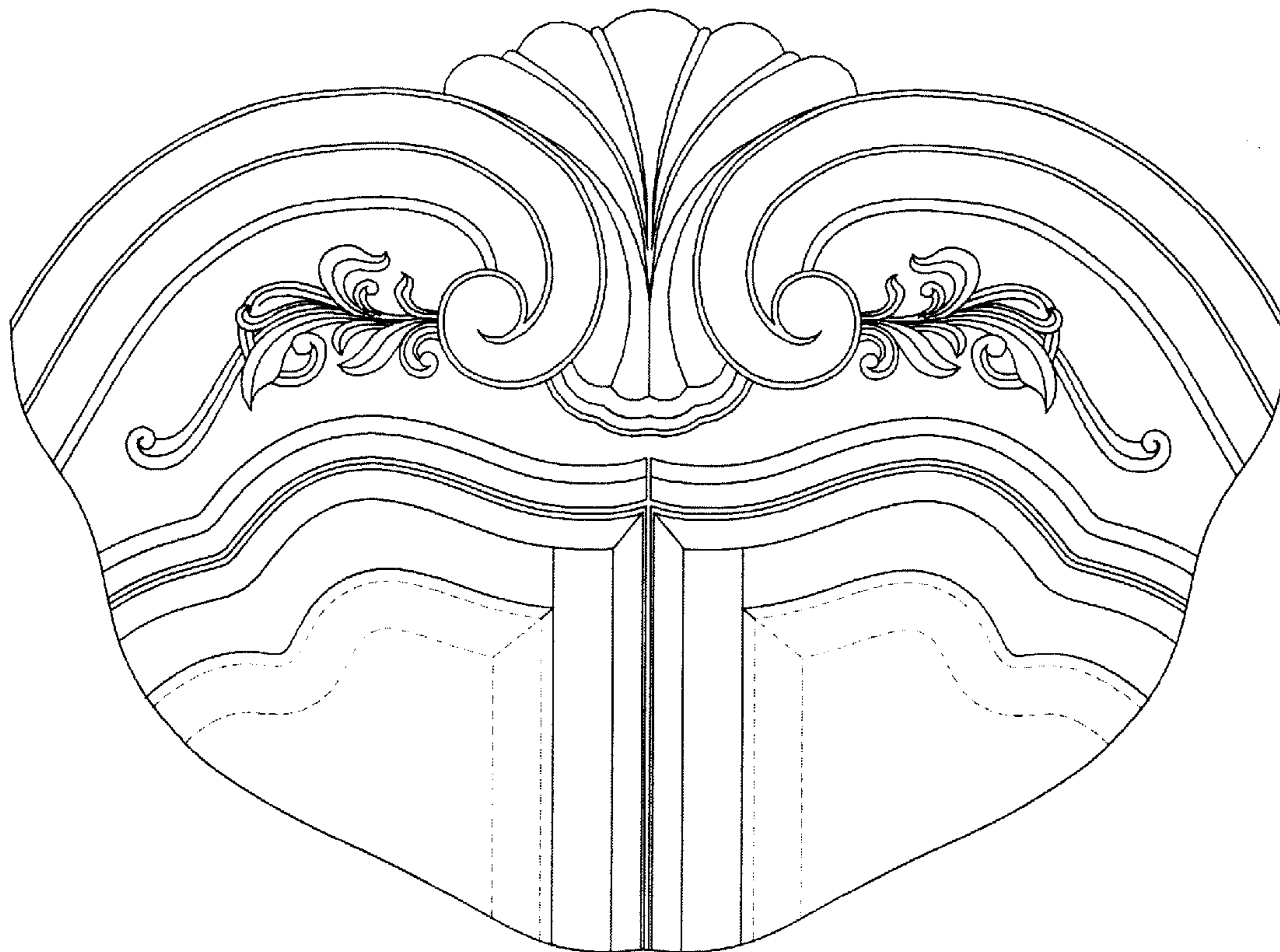


Fig. 7




Fig. 8