

US00D528820S

(12) **United States Design Patent**  
**Whitley, Jr.**

(10) **Patent No.:** **US D528,820 S**

(45) **Date of Patent:** **\*\* Sep. 26, 2006**

(54) **PRAYER BENCH**

(76) **Inventor:** **Andrew Whitley, Jr.**, 9345 Edway Cir.,  
Randallstown, MD (US) 21133

(\*\*) **Term:** **14 Years**

(21) **Appl. No.:** **29/231,680**

(22) **Filed:** **Jun. 8, 2005**

(51) **LOC (8) Cl.** ..... **06-01**

(52) **U.S. Cl.** ..... **D6/381**

(58) **Field of Classification Search** ..... D6/332,  
D6/335-337, 340, 349, 355, 352-353, 369-370,  
D6/381, 495, 499-502; 5/12.1; 108/118,  
108/119, 137; 297/16.1-16.2, 451.9, 452.11,  
297/452.63, 217.1, 31, 175, 423.1, 423.16,  
297/461, 232, 423.12

See application file for complete search history.

(56) **References Cited**

**U.S. PATENT DOCUMENTS**

D114,303 S	4/1939	Sullivan et al.	
2,225,696 A	12/1940	Holdzderber	155/166
D161,172 S	* 12/1950	Greene	D6/338
2,829,705 A	* 4/1958	Godshalk et al.	297/2
3,120,410 A	2/1964	Berg	312/33
D220,997 S	* 6/1971	Svezia	D6/335

4,014,266 A	*	3/1977	Naslund et al.	104/162
D303,328 S	*	9/1989	Syme et al.	D6/335
D311,282 S	*	10/1990	Tooley	D6/349
D320,893 S	*	10/1991	Kinard et al.	D6/369
D354,859 S	*	1/1995	Hsu	D6/368
D371,464 S	*	7/1996	Lewis	D6/355
D376,266 S	*	12/1996	Lewis	D6/355
D376,923 S	*	12/1996	Jones	D6/349
D457,333 S	*	5/2002	Walters et al.	D6/355
D510,485 S	*	10/2005	Selby	D6/330

\* cited by examiner

*Primary Examiner*—Sandra S. Snapp

(74) *Attorney, Agent, or Firm*—Goldstein Law Offices P.C.

(57) **CLAIM**

The ornamental design for a prayer bench, as shown and described.

**DESCRIPTION**

FIG. 1 is a front elevational view of the prayer bench

FIG. 2 is a rear elevational view of the prayer bench.


FIG. 3 is a left side elevational view thereof.

FIG. 4 is a right side elevational view thereof.

FIG. 5 is a top plan view thereof; and,

FIG. 6 is a bottom plan view thereof.

**1 Claim, 3 Drawing Sheets**






FIG. 1

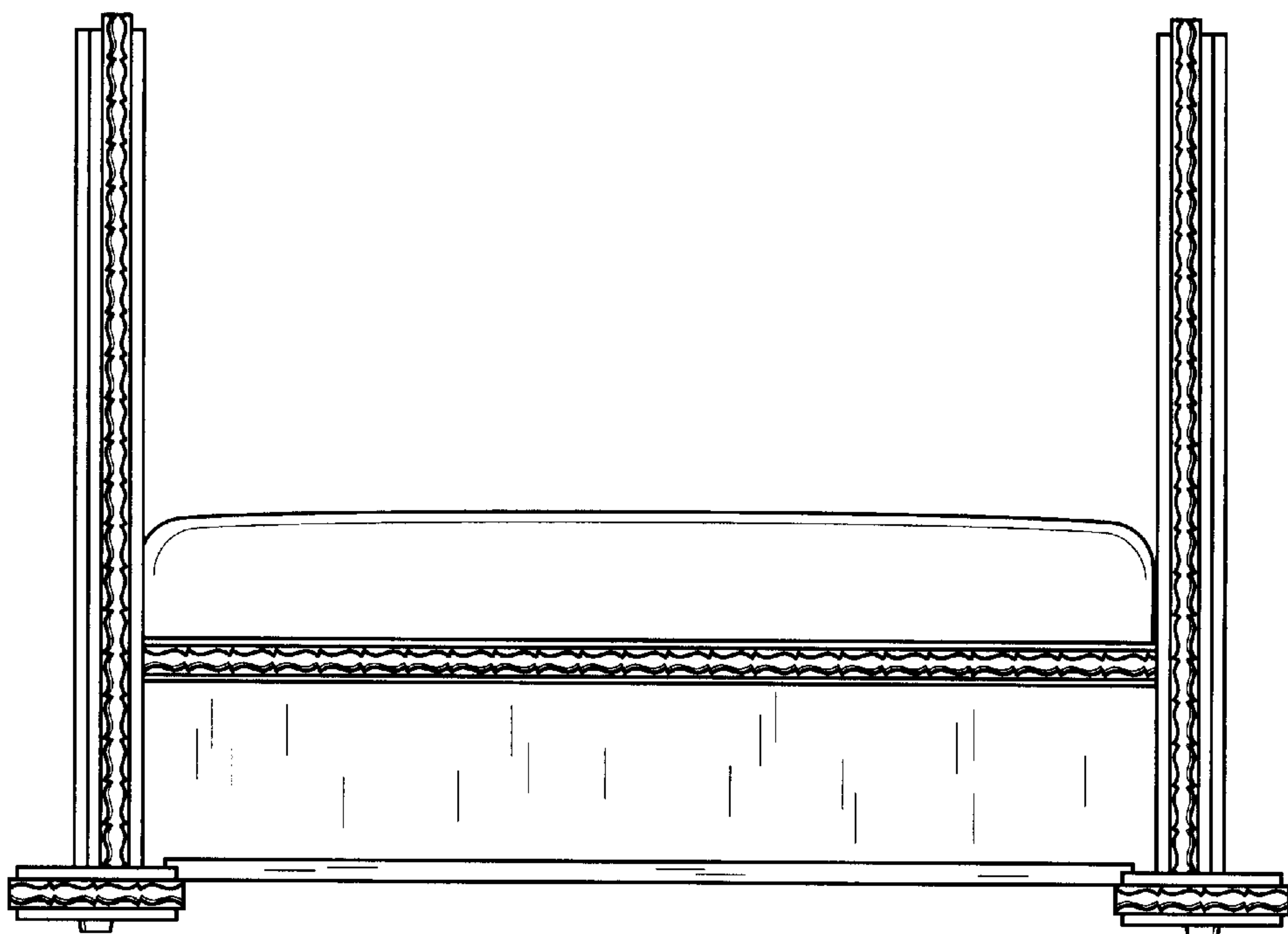


FIG. 2

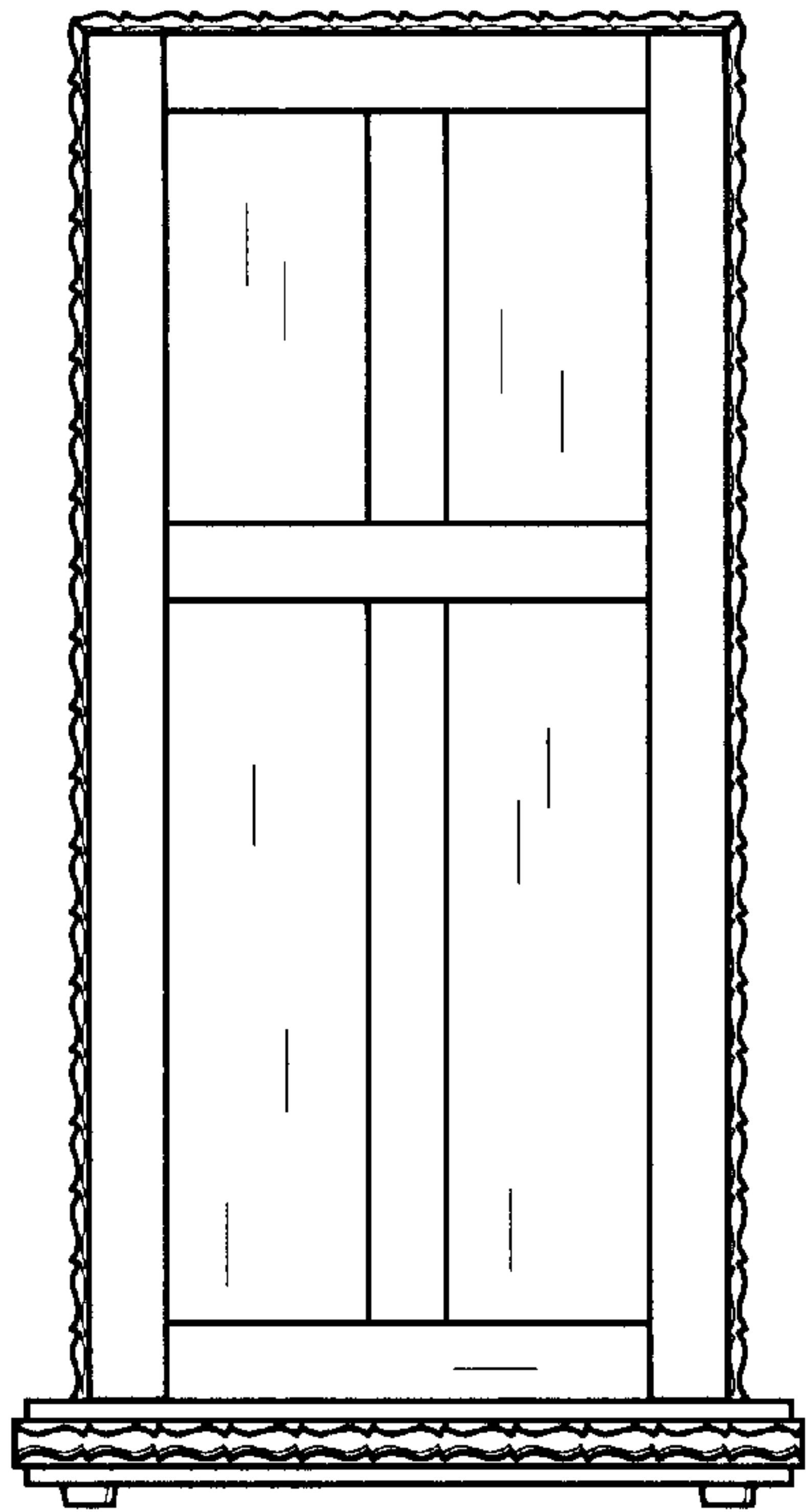


FIG. 3

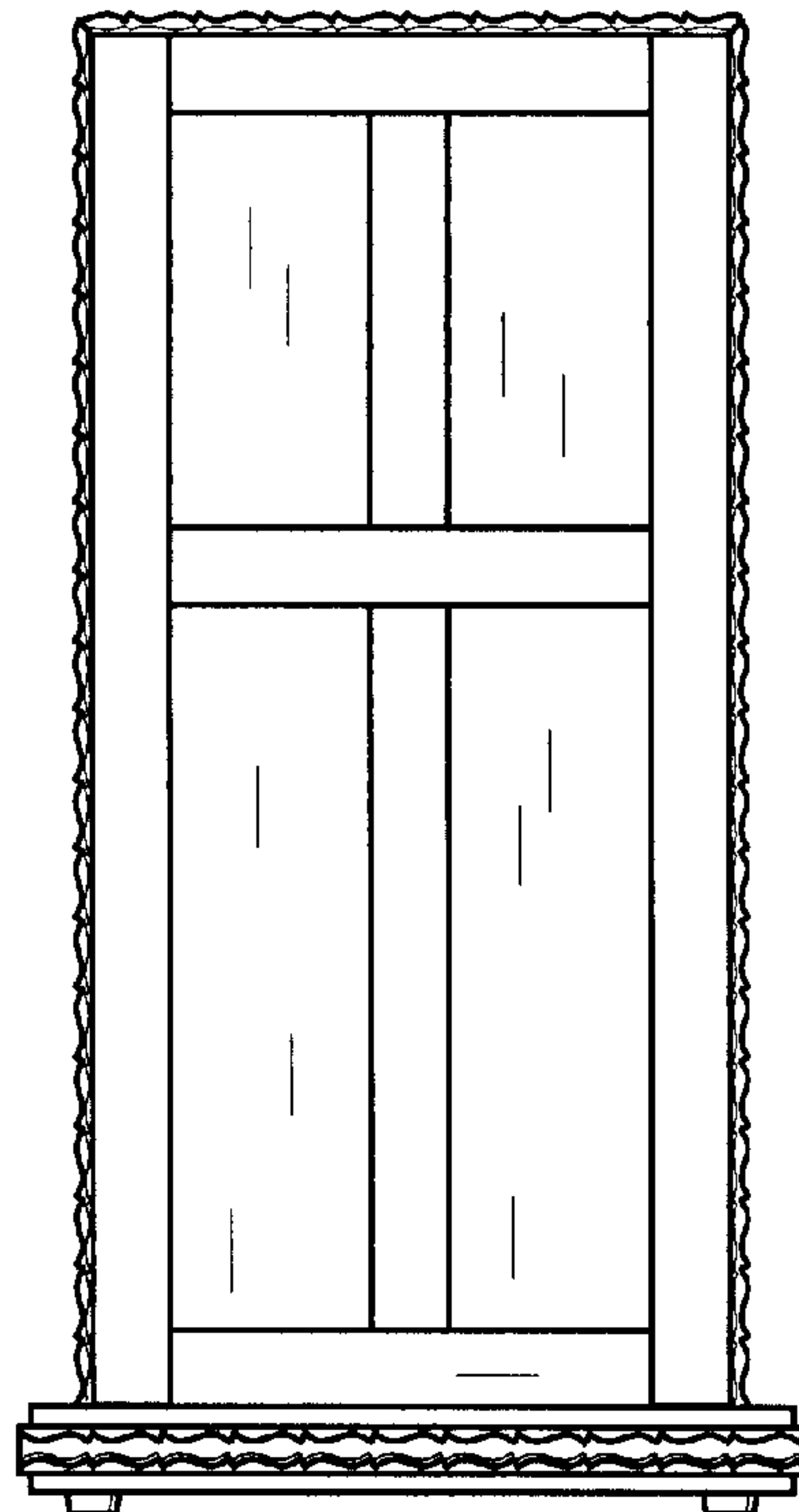


FIG. 4




FIG. 5

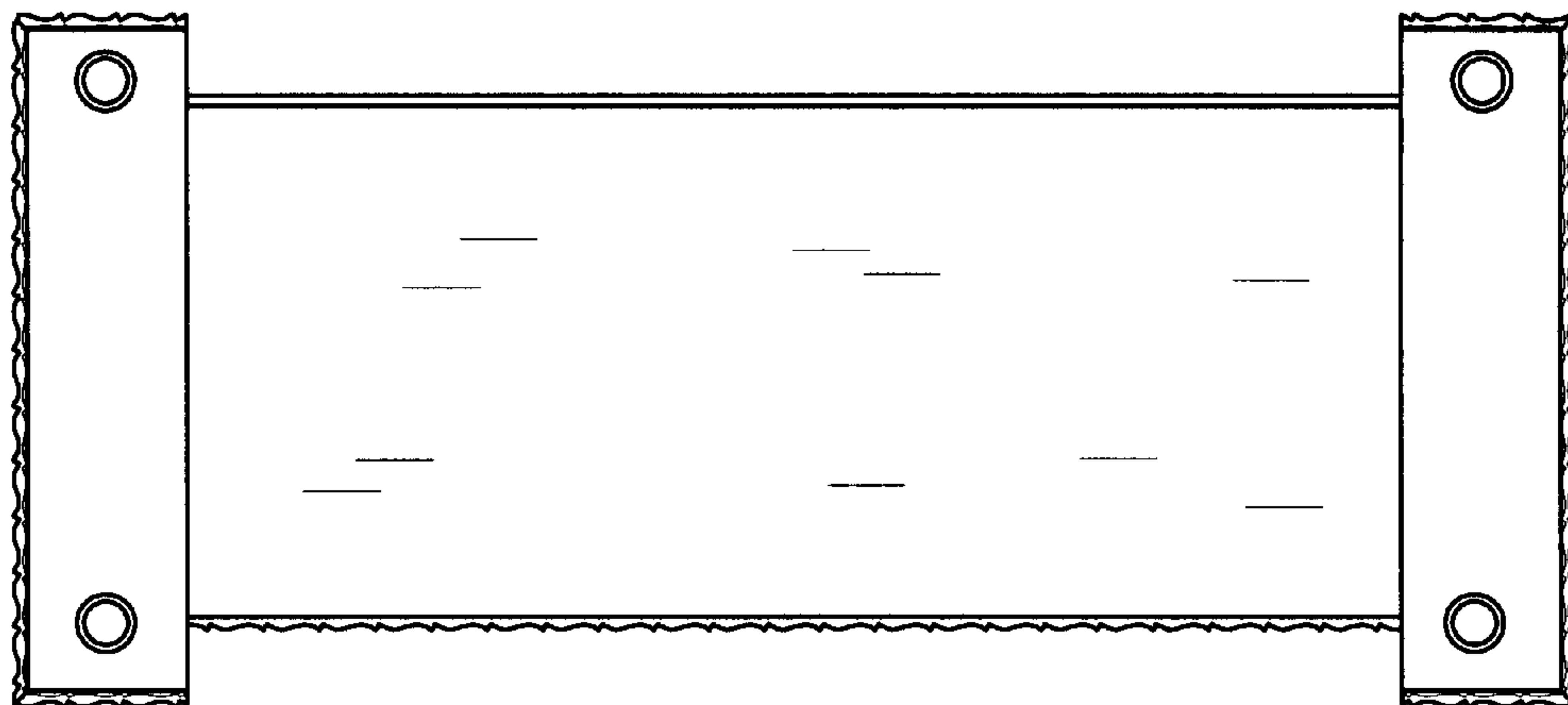


FIG. 6