

US00D528807S

(12) **United States Design Patent**
Mainetti

(10) **Patent No.:** **US D528,807 S**

(45) **Date of Patent:** **** Sep. 26, 2006**

(54) **SIZE MARKER FOR GARMENT HANGER**
(75) Inventor: **Mario Mainetti**, Roxburghsire (GB)
(73) Assignee: **Mainetti (UK) Limited**, Roxburghshire (GB)
(**) Term: **14 Years**

3,259,153 A * 7/1966 Haase 229/112
5,388,024 A * 2/1995 Galvagni 361/309
D421,849 S * 3/2000 Willardson D6/328
D423,798 S * 5/2000 Willardson D6/328
D430,410 S * 9/2000 Willardson D6/328
D441,823 S * 5/2001 Blackhurst D6/601
6,787,968 B1 * 9/2004 Tai et al. 216/11
D510,198 S * 10/2005 Willardson D6/328
2002/0071920 A1 * 6/2002 Obeshaw 428/34.1

(21) Appl. No.: **29/231,822**

* cited by examiner

(22) Filed: **Jun. 10, 2005**

Primary Examiner—Mitchell Siegel

Assistant Examiner—Shanda C. Hill

(30) **Foreign Application Priority Data**

(74) *Attorney, Agent, or Firm*—Jack Swartz & Associates

Dec. 17, 2004 (GB) 3019816

(57) **CLAIM**

(51) **LOC (8) Cl.** **06-08**

The ornamental design for a size marker for garment hanger, as shown and described.

(52) **U.S. Cl.** **D6/328**

(58) **Field of Classification Search** D6/328,
D6/315, 323, 325; D8/395; D32/64; D20/22-42;
D21/797; 40/322; 223/85-96; 216/11; 361/309;
428/34.1; 141/110; 206/284, 287, 524.1;
229/112, 113

DESCRIPTION

See application file for complete search history.

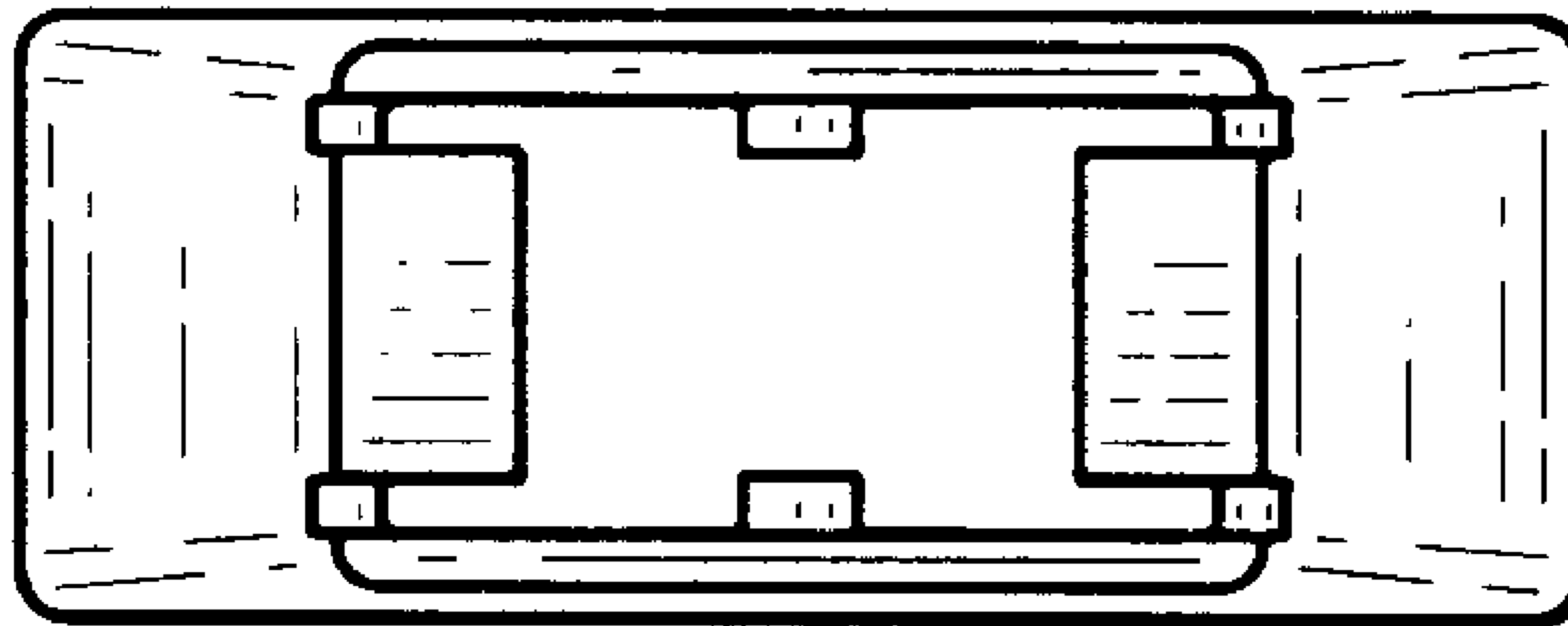
FIG. 1 is a top plan view of a size marker for garment hanger showing my new design;
FIG. 2 is a left side elevational view thereof;
FIG. 3 is a front elevational view thereof;
FIG. 4 is a right side elevational view thereof;
FIG. 5 is a rear elevational view thereof; and,
FIG. 6 is a bottom plan view thereof.

(56) **References Cited**

U.S. PATENT DOCUMENTS

1 Claim, 2 Drawing Sheets

2,276,220 A * 3/1942 Veiller, Sr. 229/113



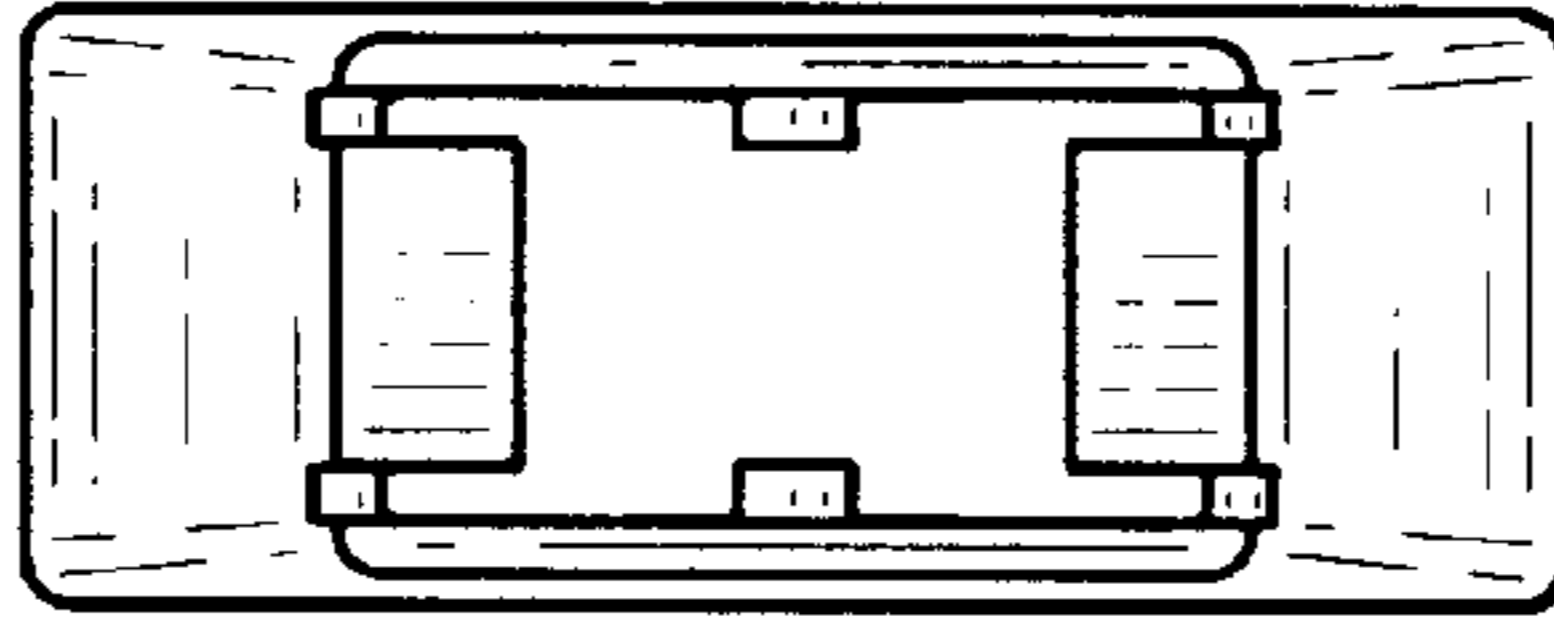


FIG. 1



FIG. 2

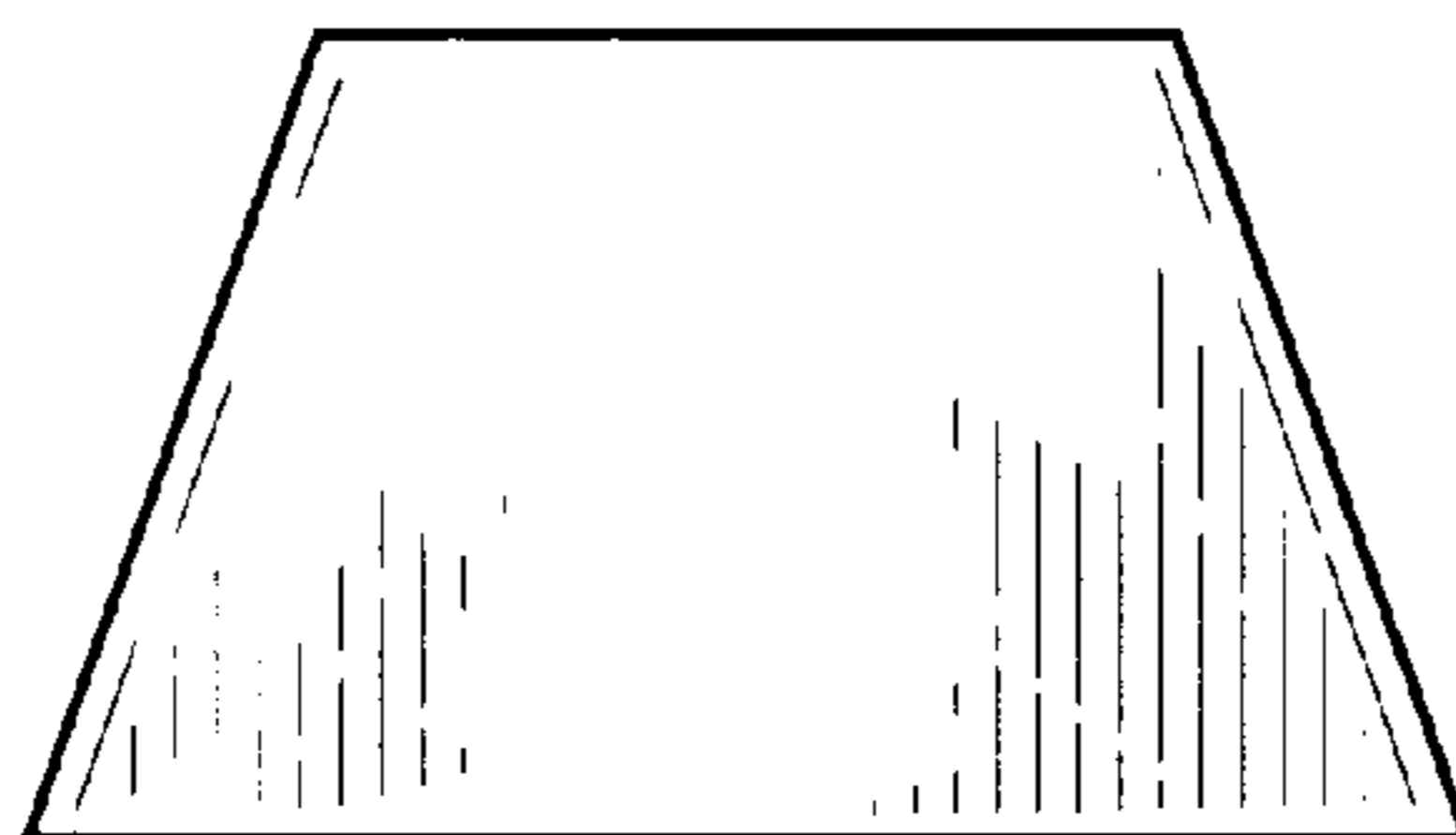


FIG. 3



FIG. 4




FIG. 5

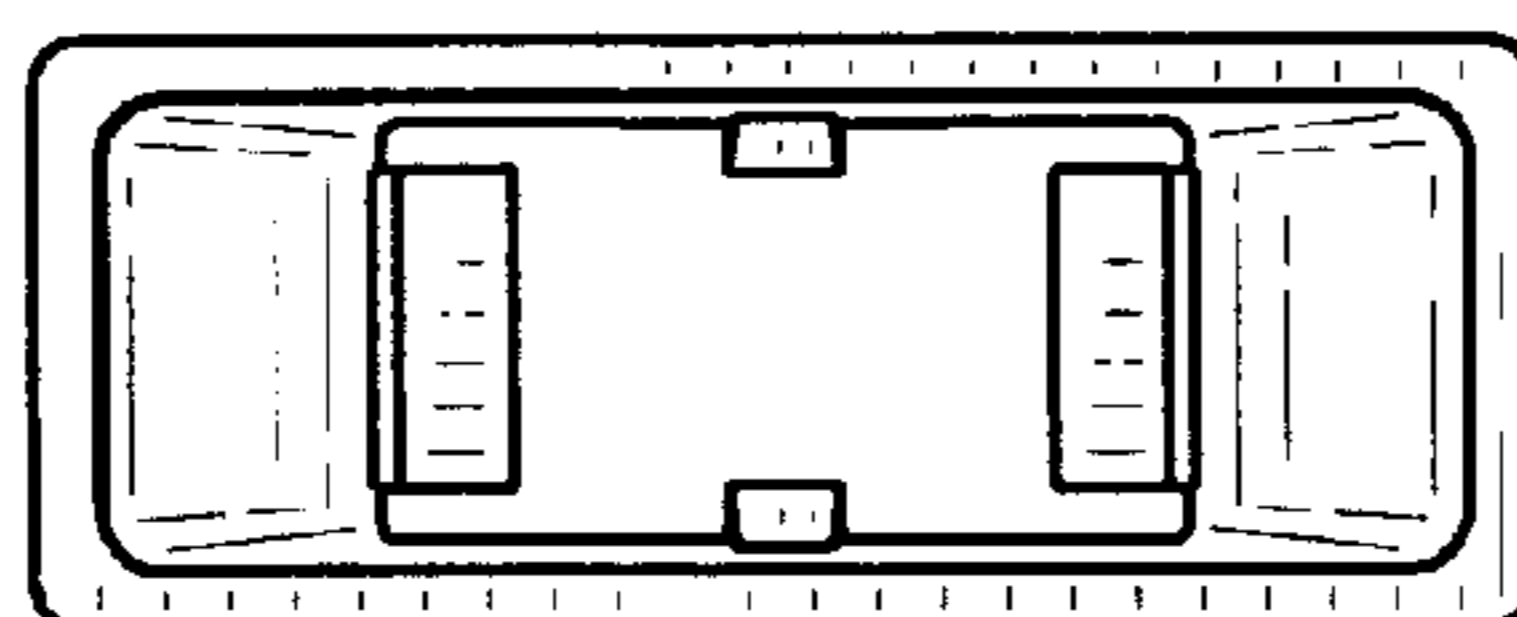


FIG. 6