

US00D528802S

(12) **United States Design Patent** (10) **Patent No.:** **US D528,802 S**
Moskovich et al. (45) **Date of Patent:** **** Sep. 26, 2006**

(54) **PORTION OF A TOOTHBRUSH**
(75) Inventors: **Robert Moskovich**, East Brunswick, NJ (US); **Alan Sorrentino**, Cranbury, NJ (US); **Swanson Xi**, Yangzhou (CN)
(73) Assignee: **Colgate-Palmolive Company**, New York, NY (US)
(**) Term: **14 Years**
(21) Appl. No.: **29/223,572**
(22) Filed: **Feb. 16, 2005**
(51) **LOC (8) Cl.** **04-02**
(52) **U.S. Cl.** **D4/104**
(58) **Field of Classification Search** D4/104-112, D4/134, 138; 15/143.1, 167.1, 167.2; 16/430, 16/431; 132/308, 309, 311; 601/139, 141
See application file for complete search history.

(56) **References Cited**
U.S. PATENT DOCUMENTS
D356,682 S 3/1995 Sherman et al.
D360,761 S 8/1995 Moskovich et al.
D403,509 S 1/1999 Vonarburg
D418,979 S 1/2000 Moskovich et al.
D440,048 S 4/2001 Beals et al.
D446,021 S 8/2001 Jen
D451,679 S 12/2001 Ping
6,687,940 B1 * 2/2004 Gross et al. 15/167.1
D501,724 S 2/2005 Li et al.

OTHER PUBLICATIONS
GB 2086443 Design Application, (Hawley & Hazel (BVI) Company Limited), Nov. 25, 1999, [online], [retrieved on Mar. 19, 2006] Retrieved from the Design Database of the

UK Patent Office using Internet <URL: http://www.patent.gov.uk>.*
WIPO DM/063096 Industrial Design Application (Coronet-Werke GMBH), Feb. 27, 2003, [online], [retrieved on Mar. 18, 2006] Retrieved from the Hague Express Database using Internet <URL: http://www.wipo.int/ipdl>.*

* cited by examiner
Primary Examiner—Alan P. Douglas
Assistant Examiner—Lavone D. Tabor
(74) *Attorney, Agent, or Firm*—Harris A. Wolin

(57) **CLAIM**
The ornamental design for a portion of a toothbrush, as shown and described.

DESCRIPTION
FIG. 1 is a front view of the portion of a toothbrush showing our new design;
FIG. 2 is a right side view thereof, the left side view being a mirror image thereto;
FIG. 3 is a rear view thereof;
FIG. 4 is a top view thereof;
FIG. 5 is a bottom view thereof;
FIG. 6 is a right, frontal perspective view thereof; and,
FIG. 7 is a left, rear perspective view thereof.
The dotted lines are for purposes of illustration and form no part of the claimed design.

1 Claim, 3 Drawing Sheets

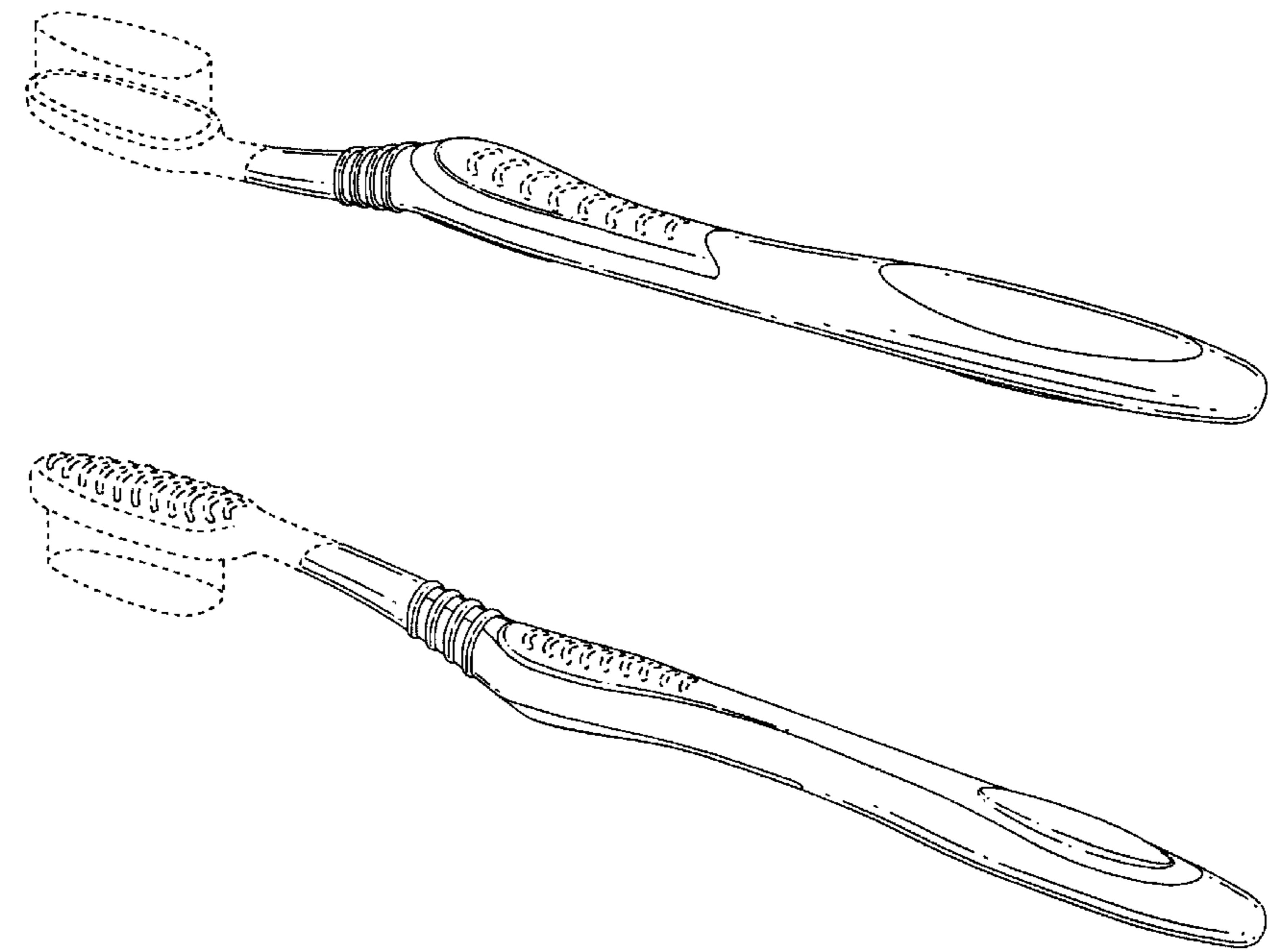


FIG. 1

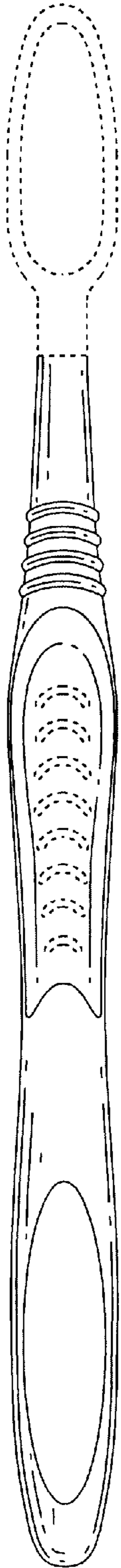


FIG. 2

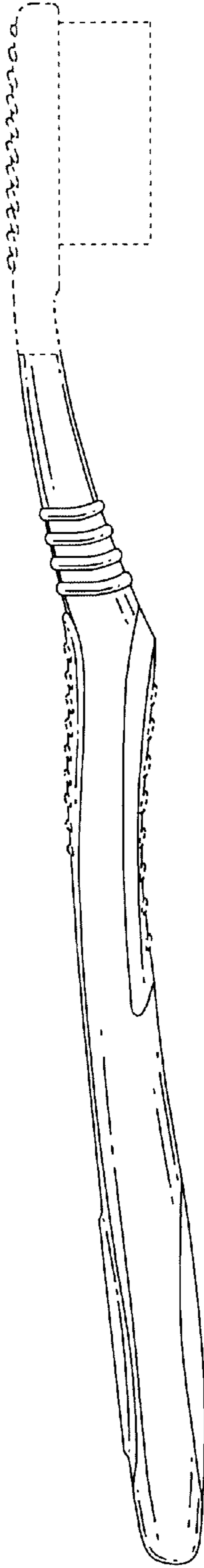


FIG. 3

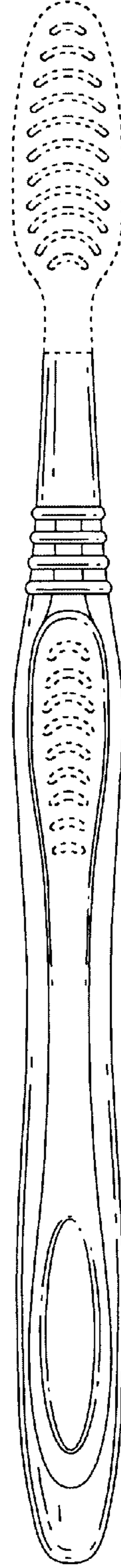


FIG. 4

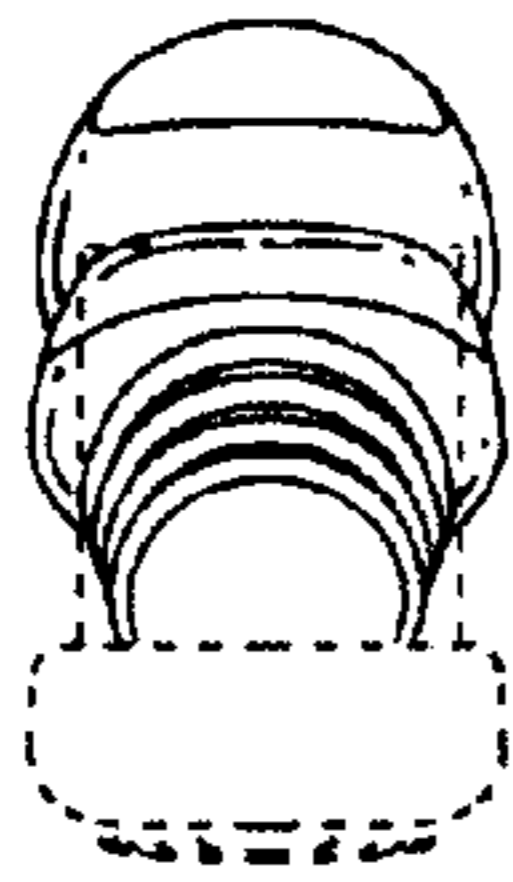
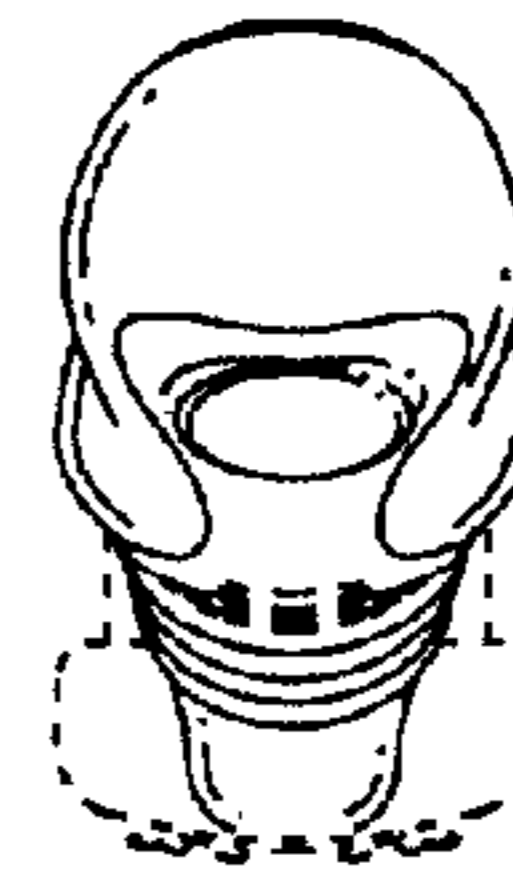


FIG. 5



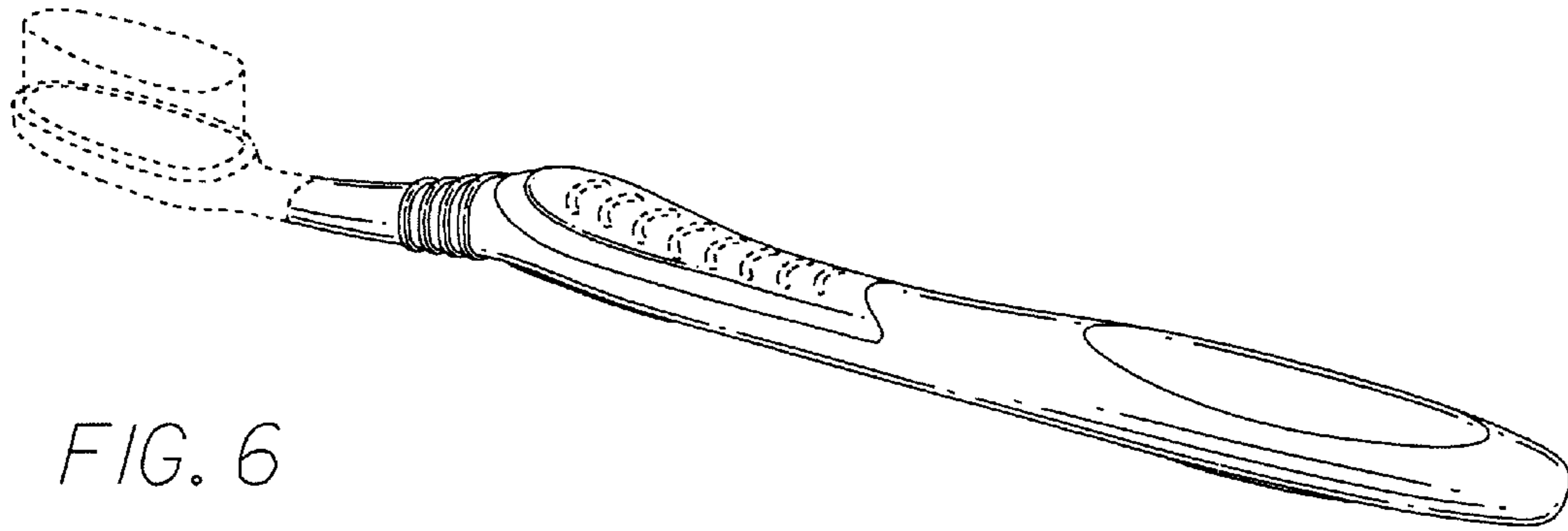


FIG. 6

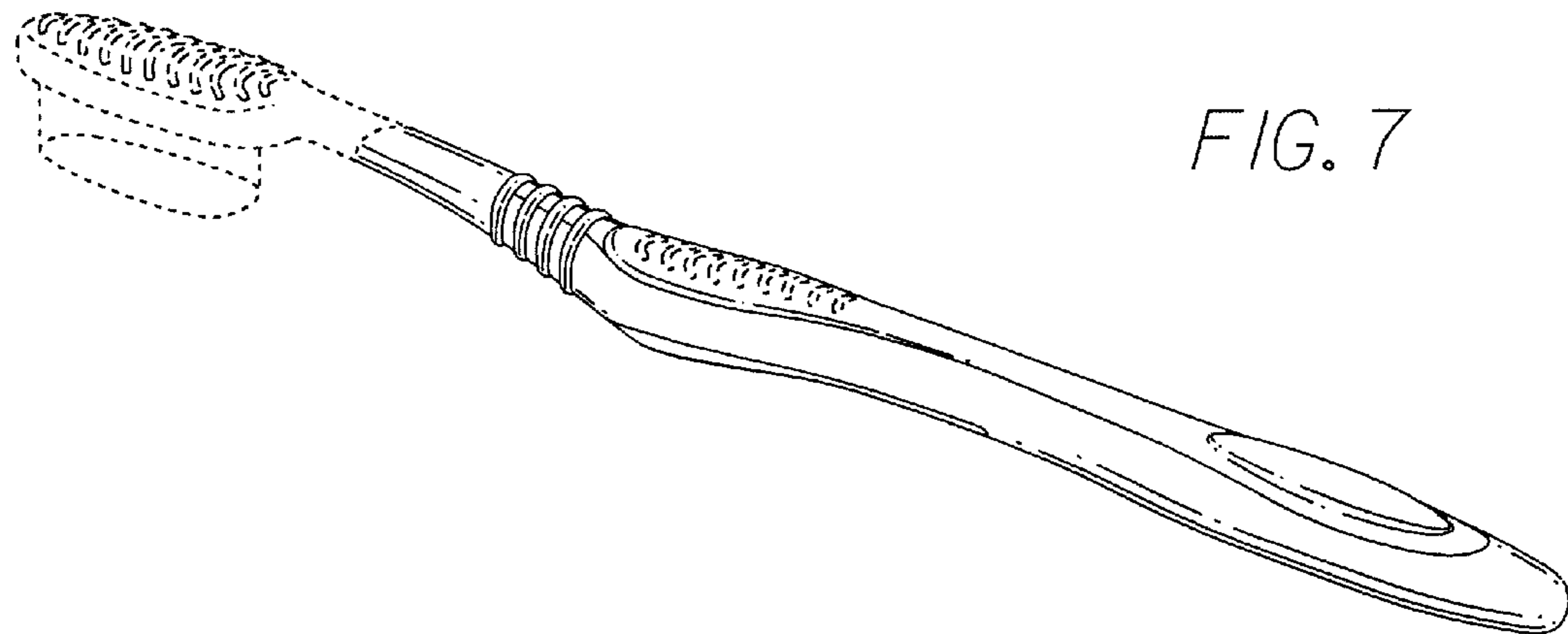


FIG. 7