



US00D528781S

(12) **United States Design Patent**  
**Leyshon et al.**

(10) **Patent No.:** **US D528,781 S**

(45) **Date of Patent:** **\*\* Sep. 26, 2006**

(54) **PILL CRUSHER POUCH**

(75) Inventors: **Frank Leyshon**, Cambridge, OH (US);  
**Ronald Funk**, Cambridge, OH (US)

(73) Assignee: **Healthcare Logistics, Inc.**, Circleville,  
OH (US)

(\*\*) Term: **14 Years**

(21) Appl. No.: **29/232,173**

(22) Filed: **Jun. 14, 2005**

(51) **LOC (8) Cl.** ..... **03-01**

(52) **U.S. Cl.** ..... **D3/203.2**

(58) **Field of Classification Search** ..... D3/203.2,  
D3/201-205; D9/703; 383/120, 104, 106,  
383/200, 127, 121

See application file for complete search history.

(56) **References Cited**

U.S. PATENT DOCUMENTS

998,319	A	*	7/1911	Ames	.....	D9/703
2,416,816	A		3/1947	Campagnano	.....	229/56
3,670,954	A		6/1972	Leventhal	.....	229/57
3,935,993	A		2/1976	Doyen et al.	.....	383/94
3,980,225	A		9/1976	Kan	.....	383/104
5,059,036	A		10/1991	Richison et al.	.....	383/61.2
D337,828	S		7/1993	Gordon	.....	D24/220
5,380,093	A		1/1995	Goldman	.....	383/38
5,915,637	A		6/1999	Parsons	.....	241/168
5,952,025	A		9/1999	Yannuzzi, Jr.	.....	426/107
D432,907	S	*	10/2000	Hyde	.....	D9/703
D433,148	S		10/2000	Dennis	.....	D24/220

6,170,985	B1	1/2001	Shabram, Jr. et al.	.....	383/100
6,637,683	B1	10/2003	(Lomax) Wilbur	.....	241/101.2
6,637,685	B1	10/2003	Kruger	.....	241/169.1
D497,543	S	10/2004	Buckley	.....	D9/707
D502,267	S	2/2005	Leyshon et al.	.....	D24/220

\* cited by examiner

*Primary Examiner*—Catherine R. Oliver

(74) *Attorney, Agent, or Firm*—Roger A. Gilchrist

(57) **CLAIM**

The ornamental design for a pill crusher pouch, as shown and described in the drawings.

**DESCRIPTION**

FIG. 1 is a side perspective view of a pill crusher pouch of the present invention;

FIG. 2 is a front elevational view of the pill crusher pouch of the present invention, and which is duplicative of the reverse side thereof;


FIG. 3 is a side elevational view of the pill crusher pouch of the present invention, and which is duplicative of the reverse side thereof;


FIG. 4 is a top plan view of the pill crusher pouch of the present invention; and,

FIG. 5 is a bottom plan view of the pill crusher pouch of the present invention.

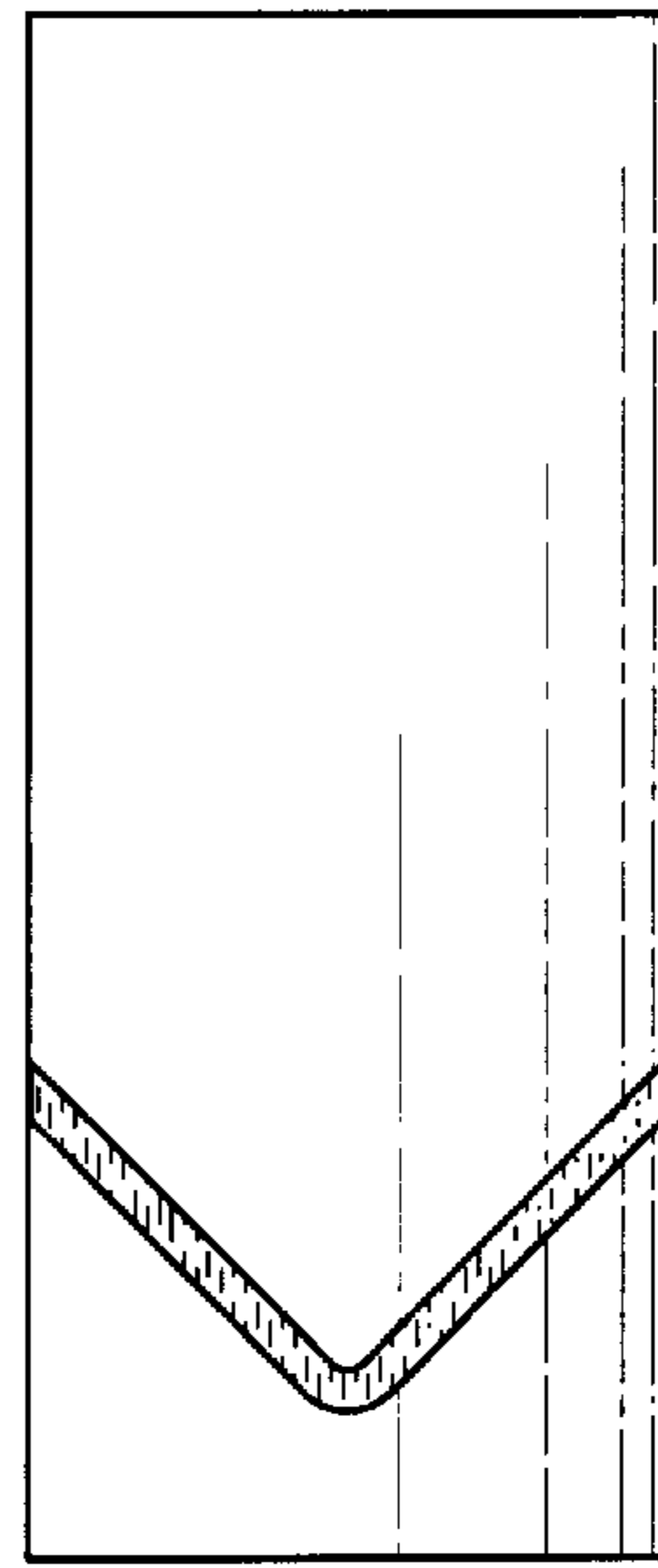
Shown in phantom lines in FIGS. 1 and 2 is an optional perforation used with the pill crusher pouch of the present invention. This aspect forms no part of the claimed design, but are used to illustrate an optional feature thereof.

**1 Claim, 1 Drawing Sheet**





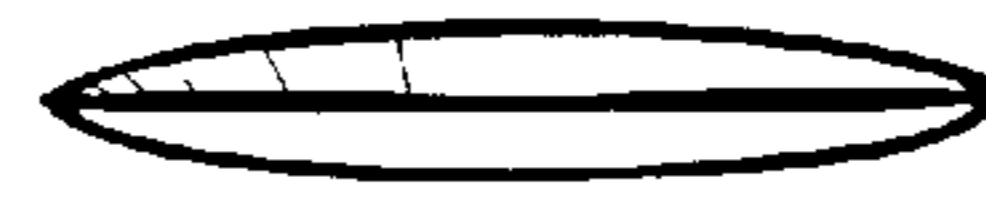
*Fig. 1*




*Fig. 2*



*Fig. 3*



*Fig. 4*



*Fig. 5*