

US00D528775S

(12) **United States Design Patent** (10) **Patent No.:** **US D528,775 S**  
**Teague** (45) **Date of Patent:** **\*\* Sep. 26, 2006**

(54) **PORTION OF A SHOE UPPER**

(75) Inventor: **Tracy L. Teague**, Beaverton, OR (US)

(73) Assignee: **Nike, Inc.**, Beaverton, OR (US)

(\*\*) Term: **14 Years**

(21) Appl. No.: **29/257,135**

(22) Filed: **Mar. 30, 2006**

(51) **LOC (8) Cl.** ..... **02-99**

(52) **U.S. Cl.** ..... **D2/972**

(58) **Field of Classification Search** ..... D2/902,  
D2/907, 908, 943, 944, 969, 972-974; 36/45,  
36/50.1, 77 M, 77 R, 83, 88, 113, 114, 126-131  
See application file for complete search history.

(56) **References Cited**

**U.S. PATENT DOCUMENTS**

D310,292 S	*	9/1990	Selbiger	.....	D2/969
D367,161 S		2/1996	Shea		
D398,751 S	*	9/1998	Werman	.....	D2/969
D442,771 S		5/2001	Haas		
D456,985 S	*	5/2002	Clegg	.....	D2/972
D465,321 S		11/2002	Dolan et al.		
D494,351 S		8/2004	Kuerbis		
D497,046 S		10/2004	Scott		
D504,210 S		4/2005	Le et al.		

**OTHER PUBLICATIONS**

Nike Footwear Catalog, Fall 1986, p. 24, published Jan. 1986.  
 Nike Footwear Catalog, Late Spring 1996, p. 135, published Aug. 1995.  
 Nike Footwear Catalog, Spring 1997, p. 51, published Jun. 1996.

Nike Footwear Catalog, Late Spring 1997, pp. 28, 65, published Sep. 1996.

Nike Footwear Catalog, Fall 1997, p. 42, published Dec. 1996.

Nike Footwear Catalog, Late Spring 1998, p. 242, published Sep. 1997.

Nike Footwear Catalog, Late Spring 1999, p. W29, published Sep. 1998.

Nike Footwear Catalog, Holiday 2000, p. M68, published Mar. 2000.

Nike Footwear Catalog, Spring 2001, pp. M30, M48, M66, published Jun. 2000.

Nike Footwear Catalog, Spring 2006, p. 39, published Jun. 2005.

\* cited by examiner

*Primary Examiner*—Dominic Simone

(74) *Attorney, Agent, or Firm*—Banner & Witcoff, Ltd.

(57) **CLAIM**

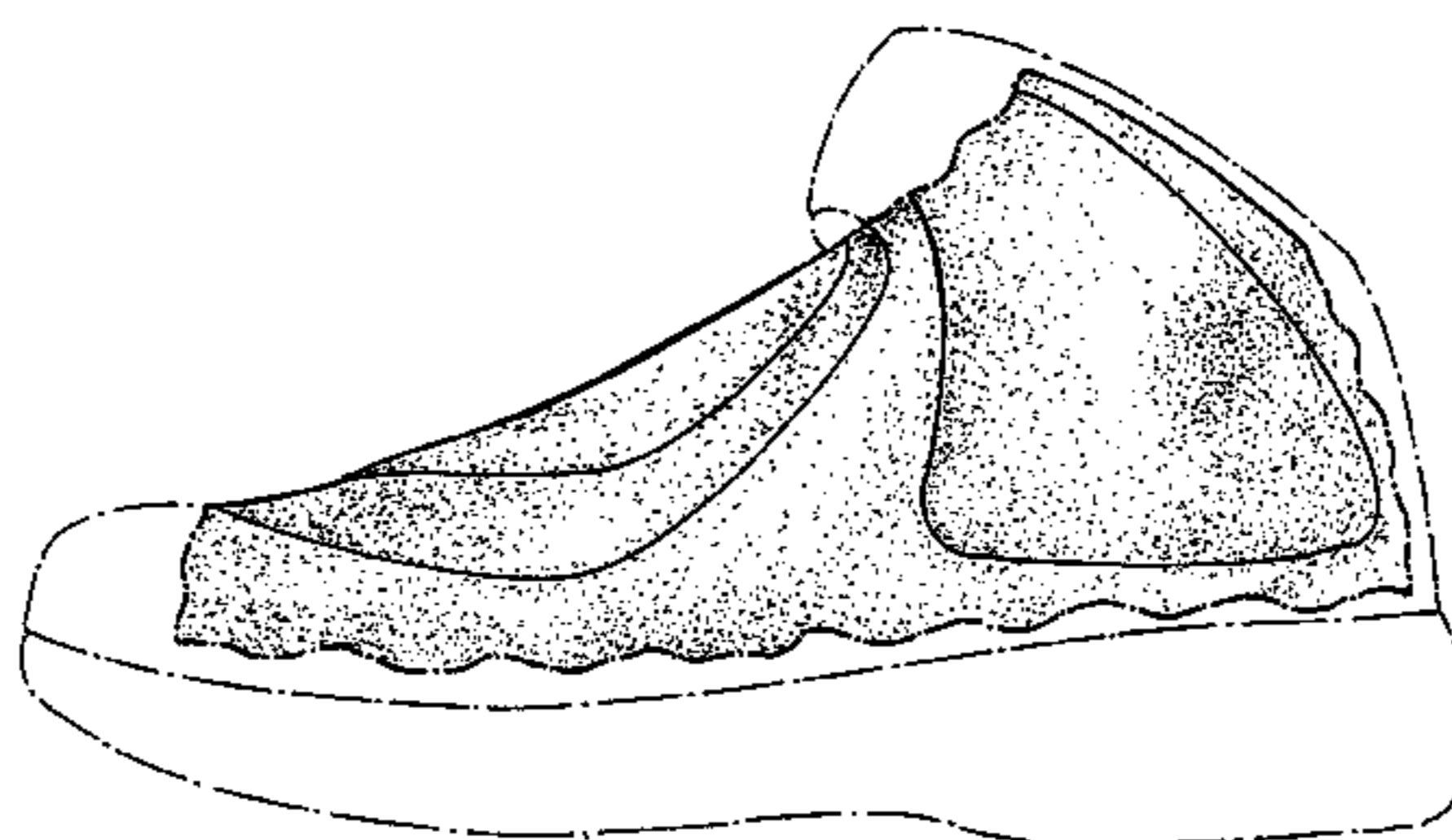
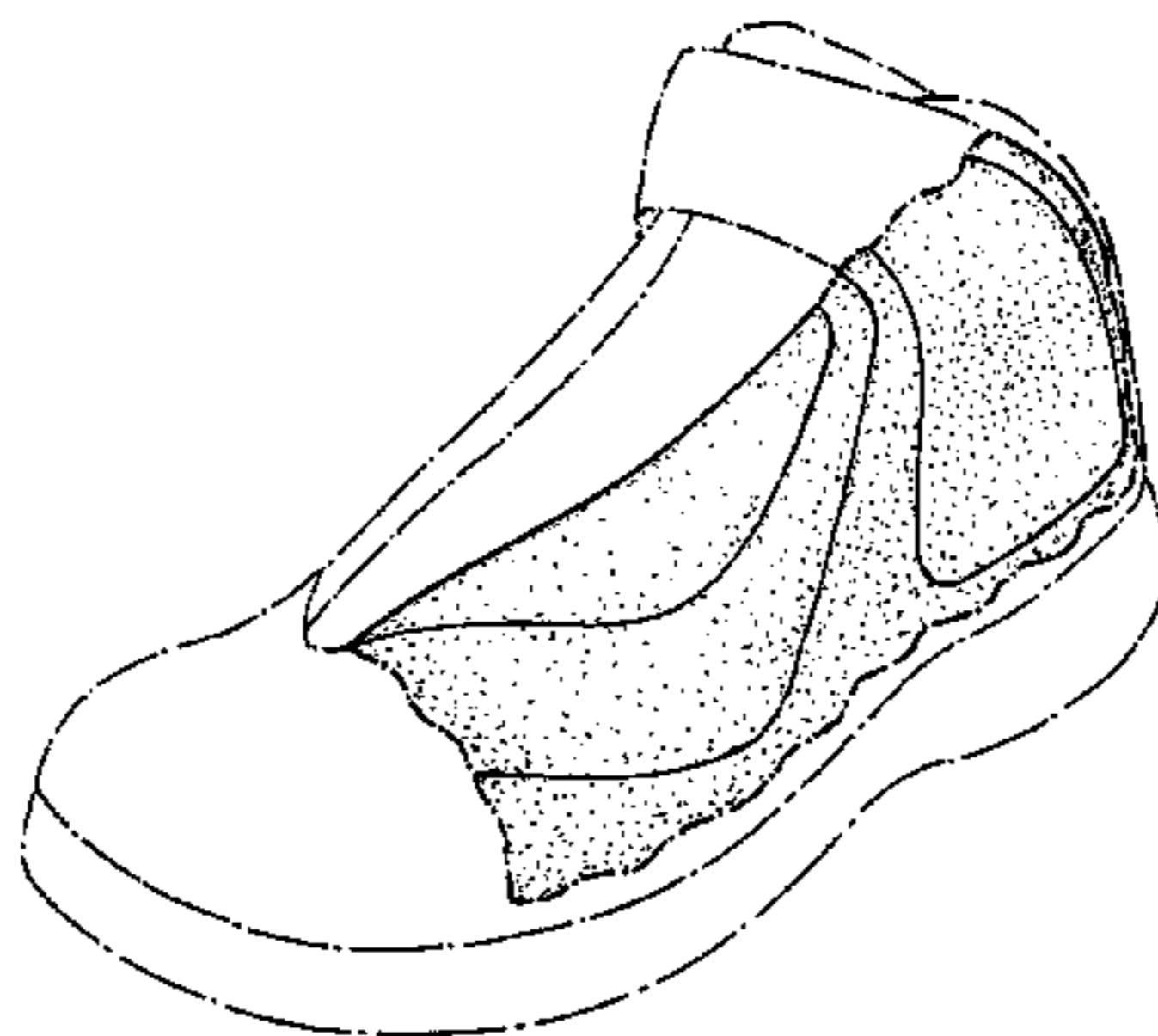
The ornamental design for a portion of a shoe upper, as shown and described.

**DESCRIPTION**

FIG. 1 is a front perspective view of a portion of a shoe upper showing my new design;  
 FIG. 2 is a side view thereof;  
 FIG. 3 is a front view thereof; and,  
 FIG. 4 is a top view thereof.

The uneven broken lines immediately adjacent to the shaded area represent unclaimed boundaries of the design. The broken line showing of the remainder of the shoe is for illustrative purposes only and forms no part of the claimed design.

**1 Claim, 4 Drawing Sheets**



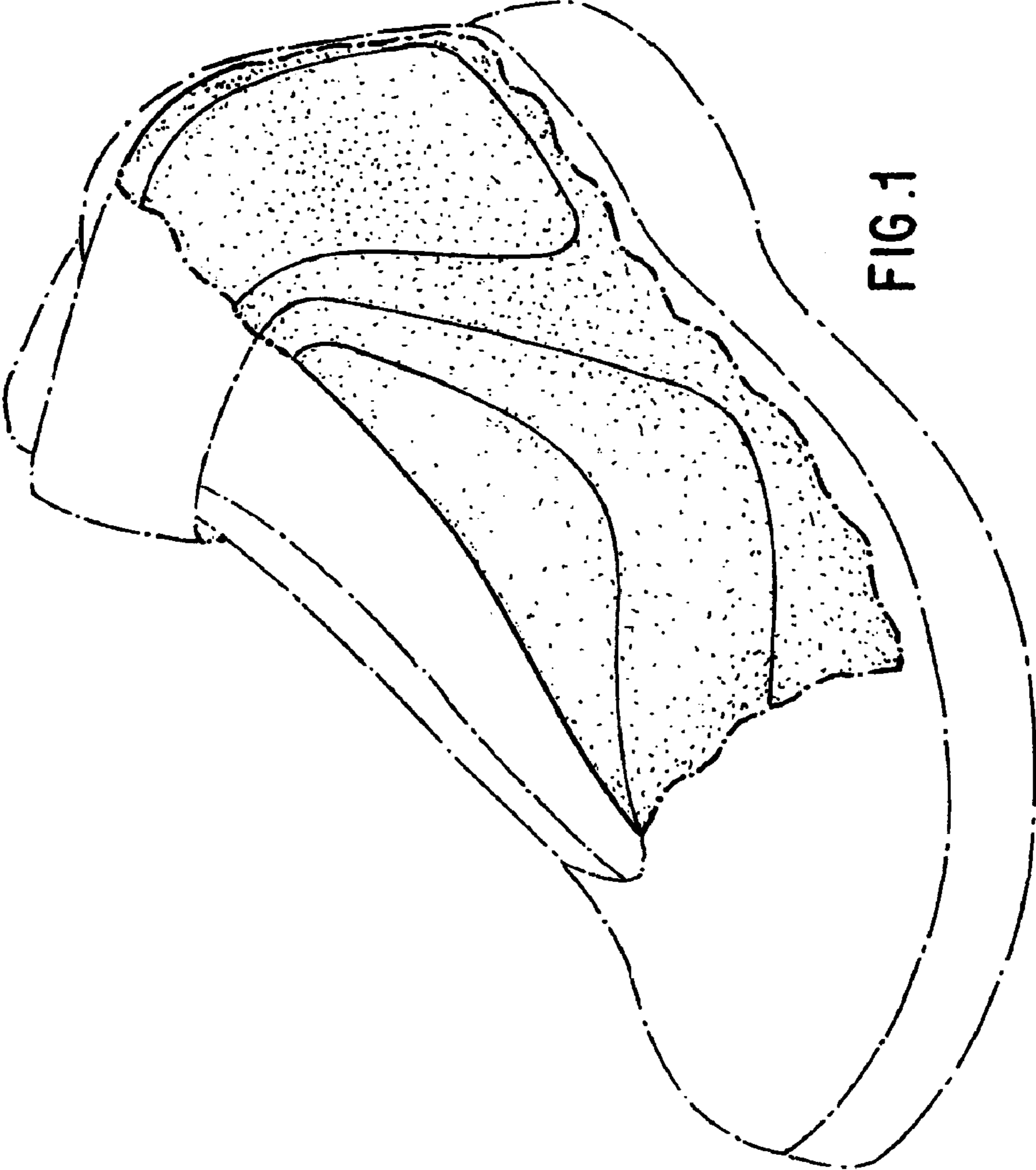


FIG. 1

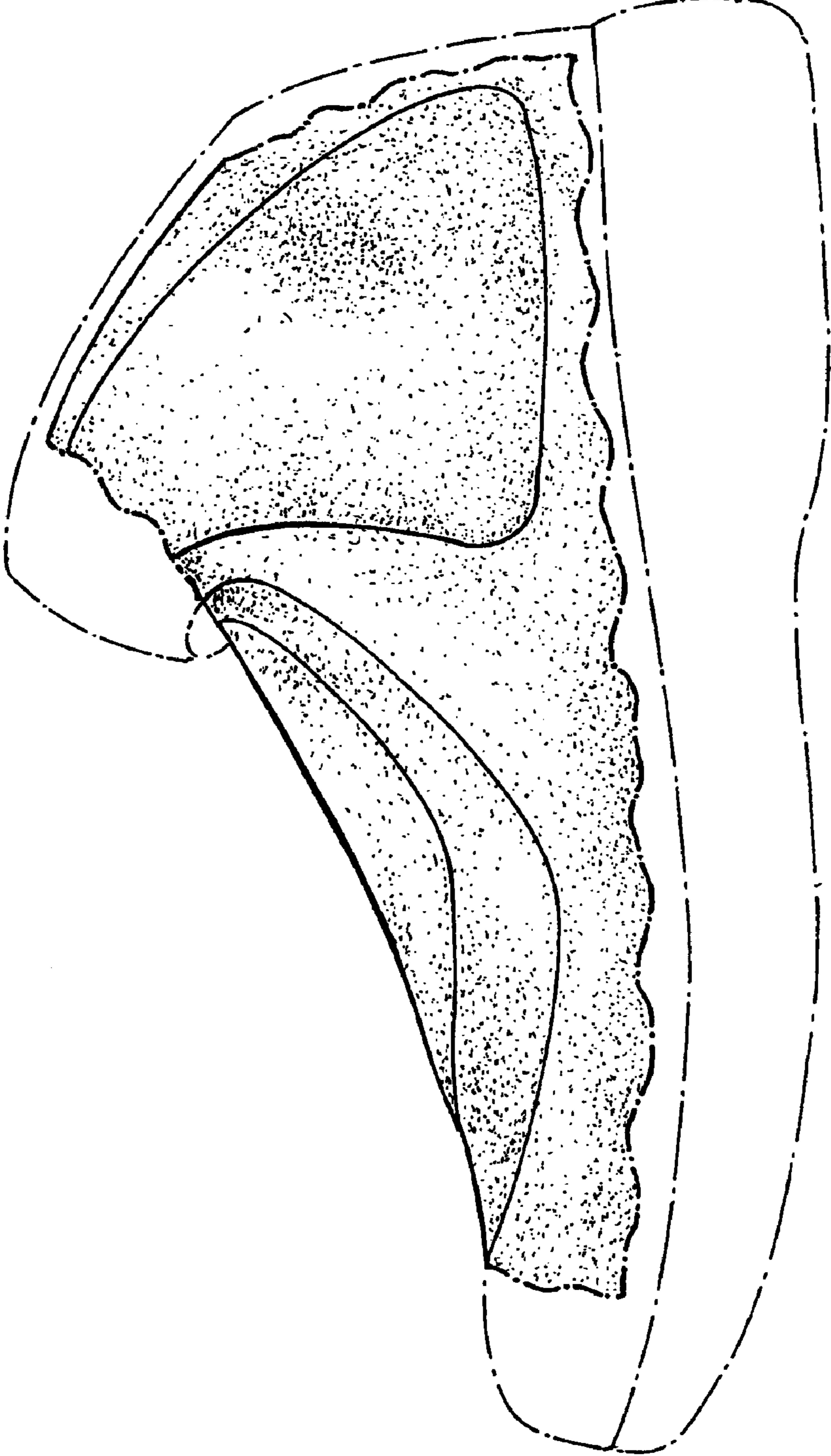


FIG. 2

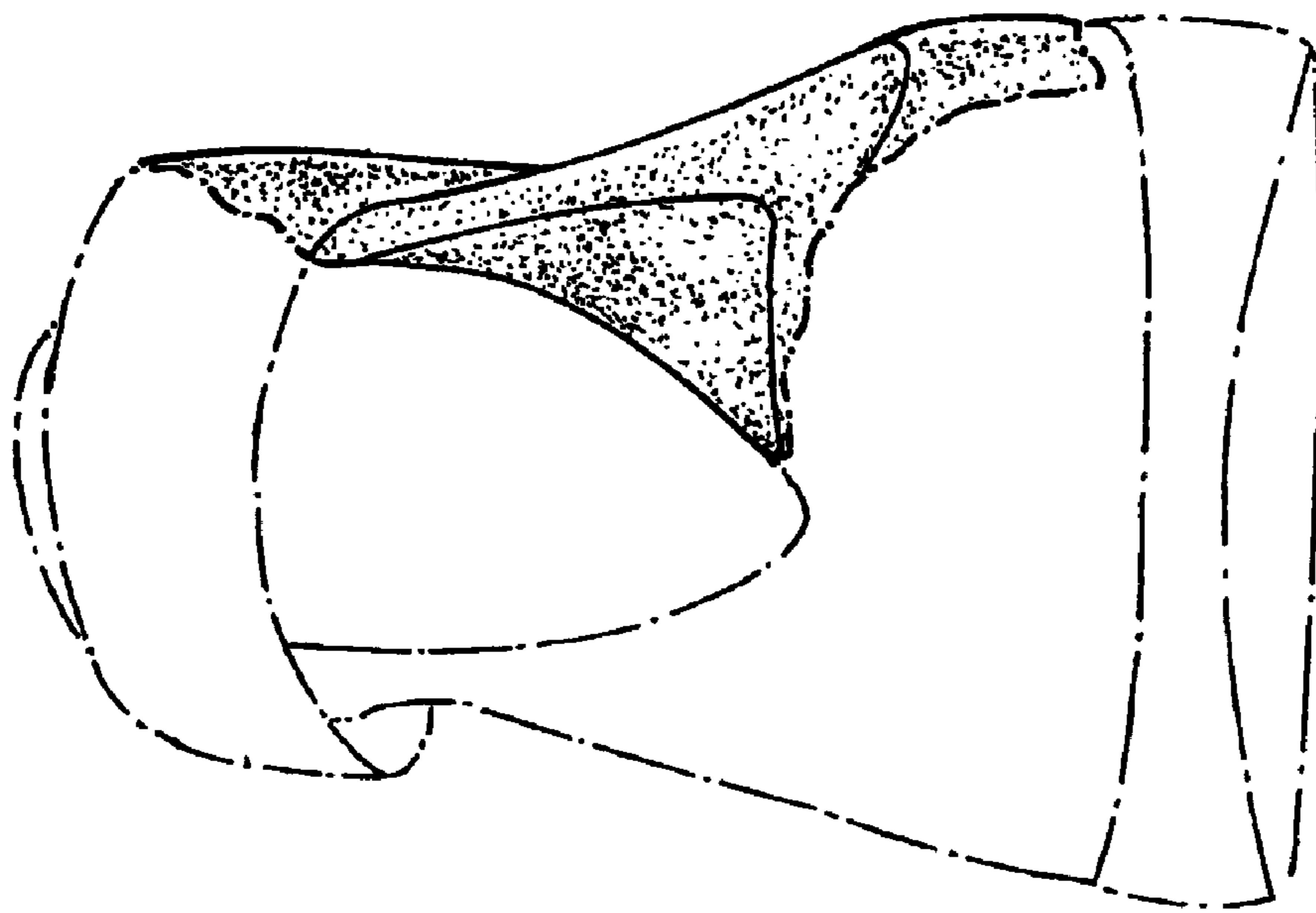


FIG. 3

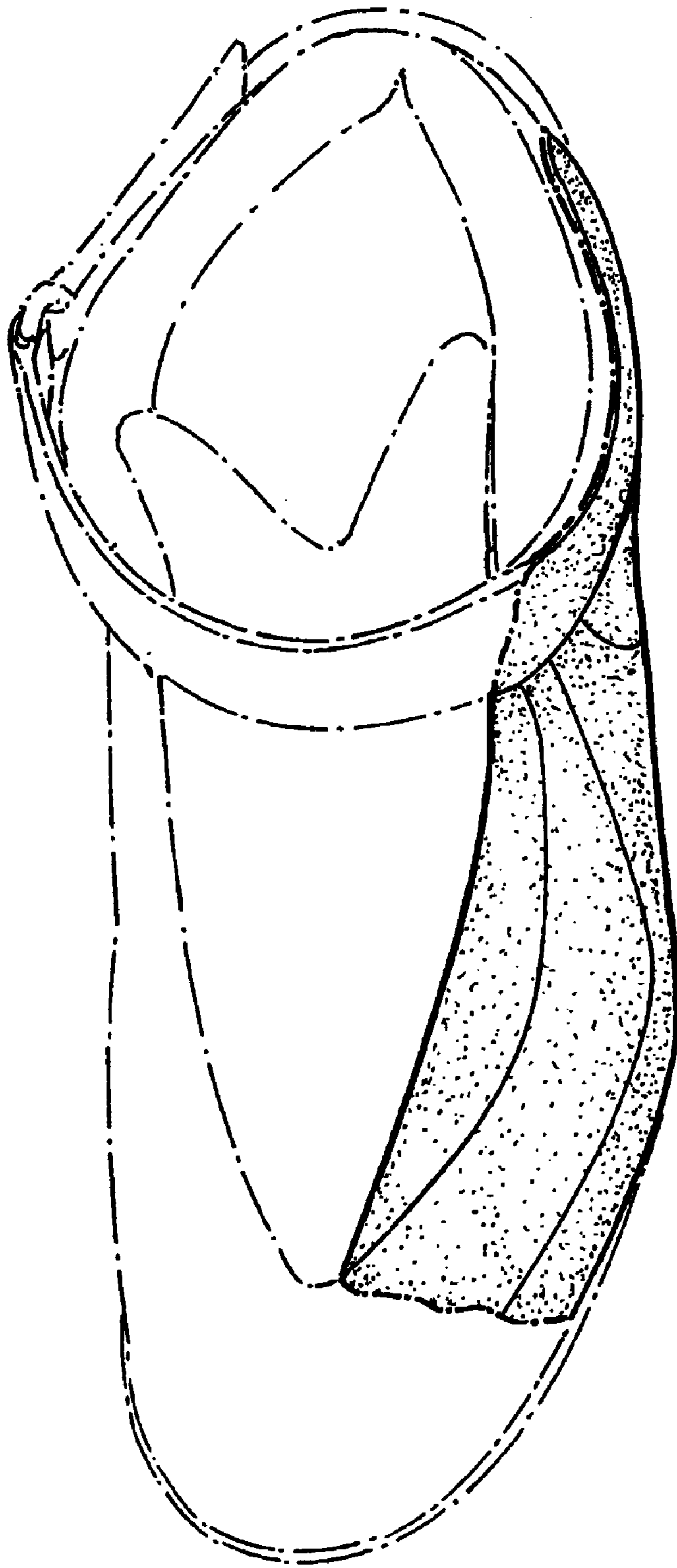


FIG. 4