

US00D528769S

(12) **United States Design Patent** (10) **Patent No.:** **US D528,769 S**
Lupo (45) **Date of Patent:** **** Sep. 26, 2006**

- (54) **PORTION OF A SHOE UPPER**
- (75) Inventor: **Bo Lupo**, Portland, OR (US)
- (73) Assignee: **Nike, Inc.**, Beaverton, OR (US)
- (**) Term: **14 Years**
- (21) Appl. No.: **29/255,263**
- (22) Filed: **Mar. 6, 2006**
- (51) **LOC (8) Cl.** **02-99**
- (52) **U.S. Cl.** **D2/972**
- (58) **Field of Classification Search** D2/902,
D2/907, 908, 943, 944, 969, 972-974; 36/45,
36/50.1, 77 M, 77 R, 83, 88, 113, 114, 126-131
See application file for complete search history.

D510,182 S 10/2005 Rask
D510,654 S 10/2005 Lupo
D512,822 S * 12/2005 Robinson et al. D2/969

OTHER PUBLICATIONS

Men's Nike Footwear Catalog (SP 04), p. M43, published Jun. 2003, Beaverton, Oregon, U.S.A.
Men's Nike Footwear Catalog (HO 02), p. M38, published Mar. 2002, Beaverton, Oregon, U.S.A.
Men's Nike Footwear Catalog (SP 99), p. M17, published Nov. 1998, Beaverton, Oregon, U.S.A.
Men's Nike Footwear Catalog (FA 98), p. M92, published Nov. 1997, Beaverton, Oregon, U.S.A.
Nike Footwear Catalog (HO 97), p. 191, published Mar. 1997, Beaverton, Oregon, U.S.A.

* cited by examiner

Primary Examiner—Dominic Simone
(74) *Attorney, Agent, or Firm*—TraskBritt, P.C.

(56) **References Cited**

U.S. PATENT DOCUMENTS

99,281 A	2/1870	Babbitt	
3,818,617 A	6/1974	Dassler et al.	
4,689,900 A	9/1987	Ishibashi	
D339,450 S	9/1993	Smith	
D351,938 S	11/1994	Adams et al.	
D359,386 S	6/1995	Greene	
D383,595 S	* 9/1997	Morris	D2/970
D398,758 S	9/1998	Hlavacs	
D404,906 S	2/1999	Backus	
D408,986 S	5/1999	Gray et al.	
D413,718 S	9/1999	Lupo	
D420,500 S	2/2000	Hudson	
6,018,890 A	2/2000	Bowen	
D422,130 S	4/2000	Doxey	
D434,213 S	11/2000	Smith	
D463,904 S	10/2002	Link	
D476,146 S	6/2003	Hlavacs	
D484,300 S	12/2003	Smith	
6,739,047 B1	5/2004	Trommer	
D494,354 S	8/2004	Clegg	
D499,245 S	* 12/2004	Wahoske	D2/972
D499,250 S	12/2004	Smith	
D500,407 S	1/2005	Smith	
D504,219 S	4/2005	Morriss	
D509,651 S	* 9/2005	Hansen	D2/972

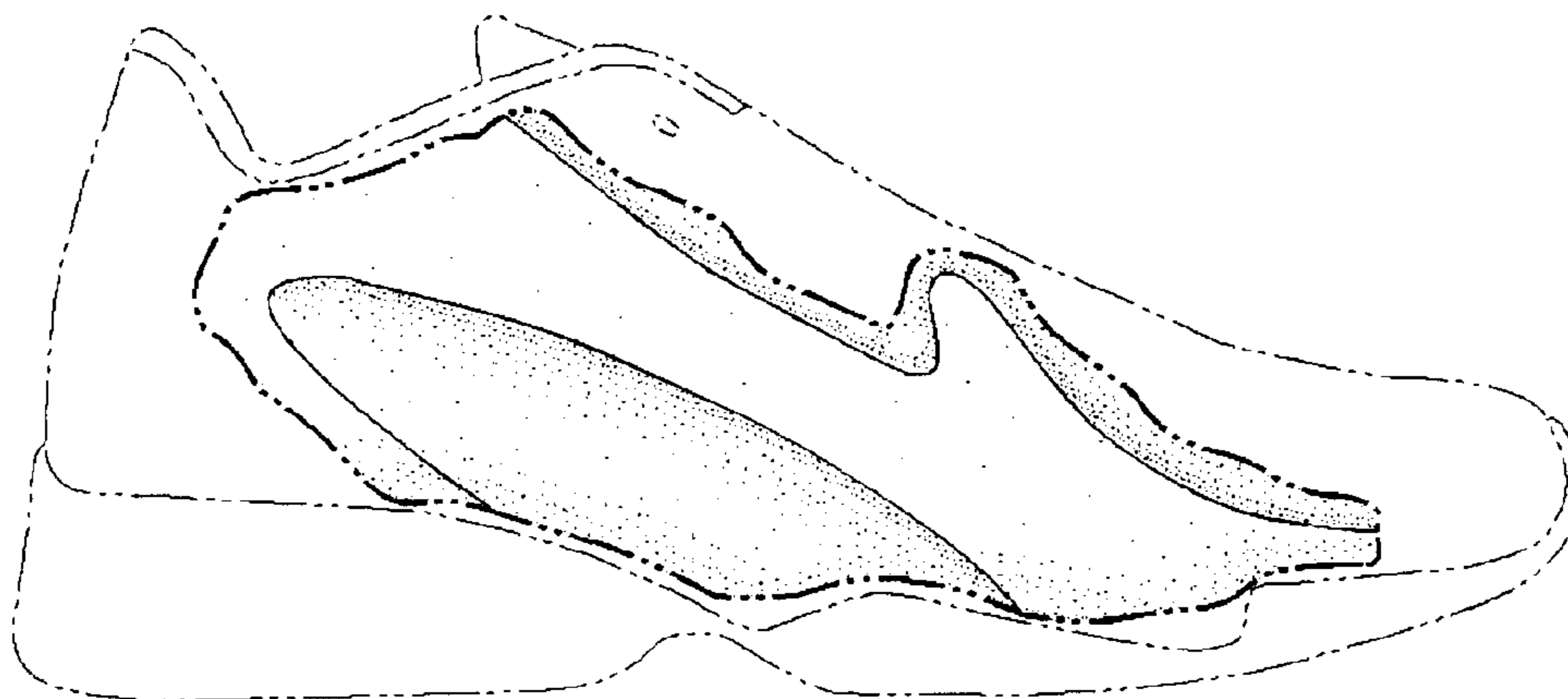
(57) **CLAIM**

The ornamental design for a portion of a shoe upper, as shown and described.

DESCRIPTION

FIG. 1 is a perspective view of a portion of a shoe upper showing my new design;
FIG. 2 is a side view of the portion of a shoe upper shown in FIG. 1;
FIG. 3 is a front view of the portion of a shoe upper shown in FIG. 1;
FIG. 4 is a rear view of the portion of a shoe upper shown in FIG. 1; and,
FIG. 5 is a top view of the portion of a shoe upper shown in FIG. 1.
The uneven broken line immediately adjacent to the shaded area represent the bounds of the claimed design. All other uneven broken lines represent the remaining portion of the shoe. The uneven broken line representations in FIGS. 1-5 are for illustrative purposes only and form no part of the claimed design.

1 Claim, 2 Drawing Sheets



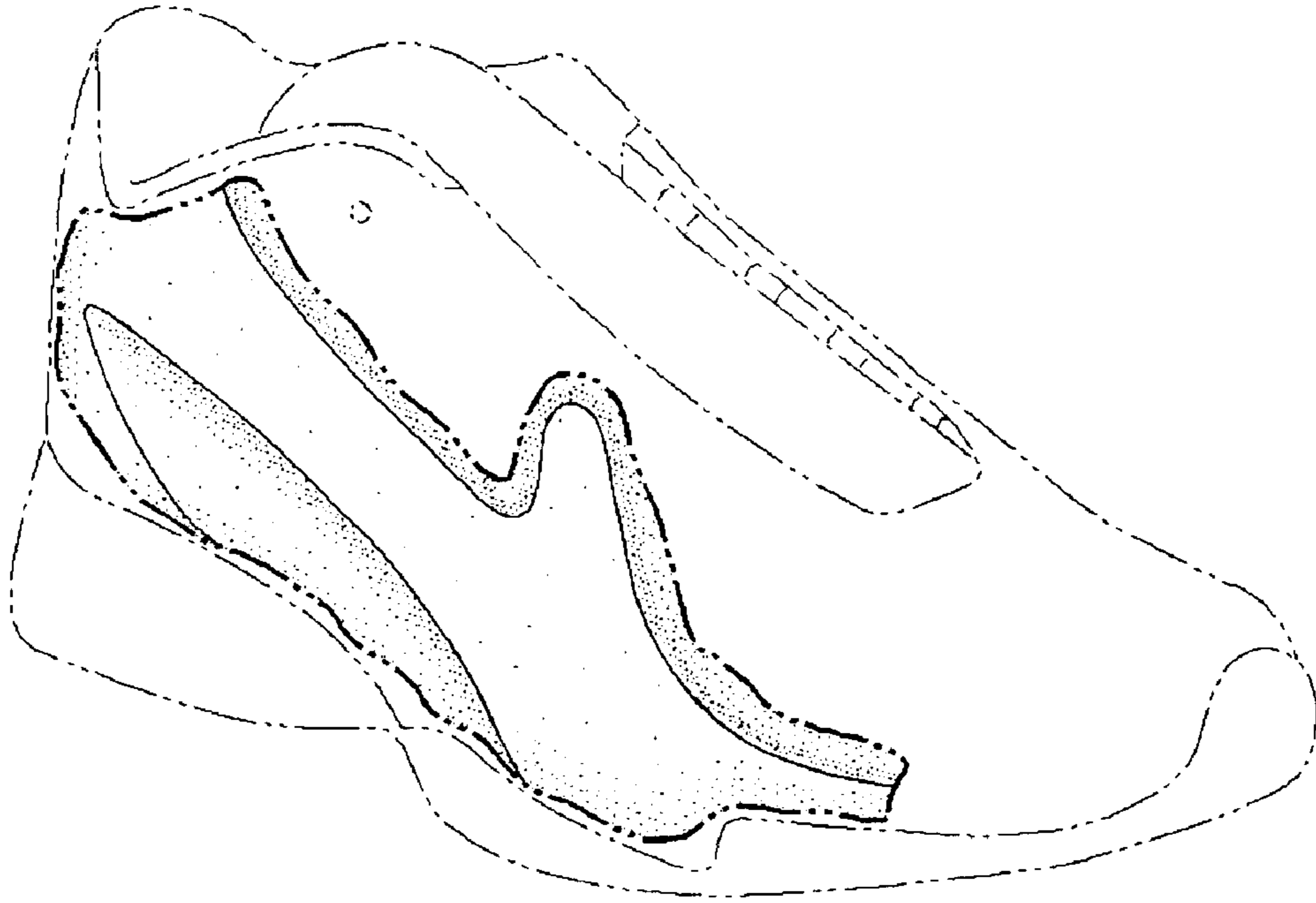


FIG. 1

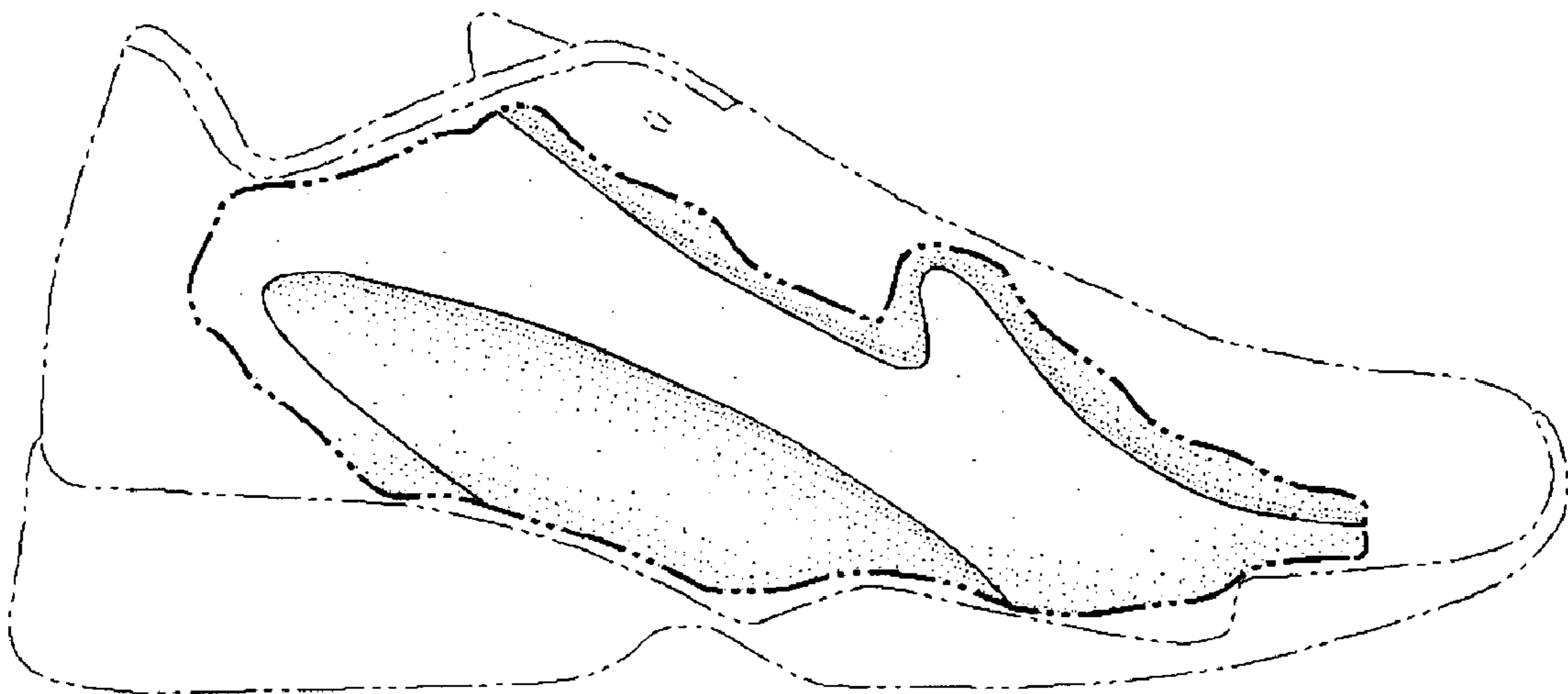


FIG. 2

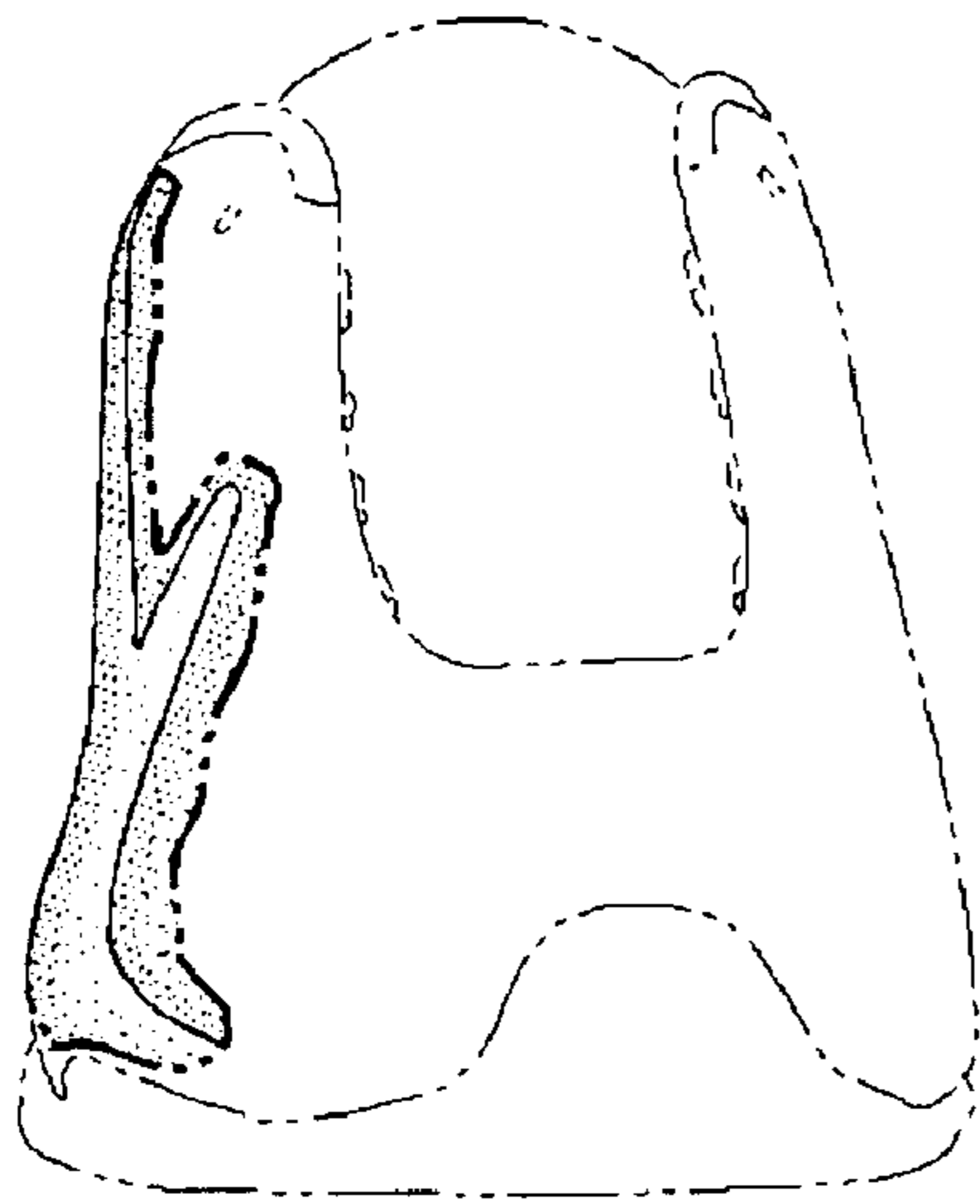


FIG. 3

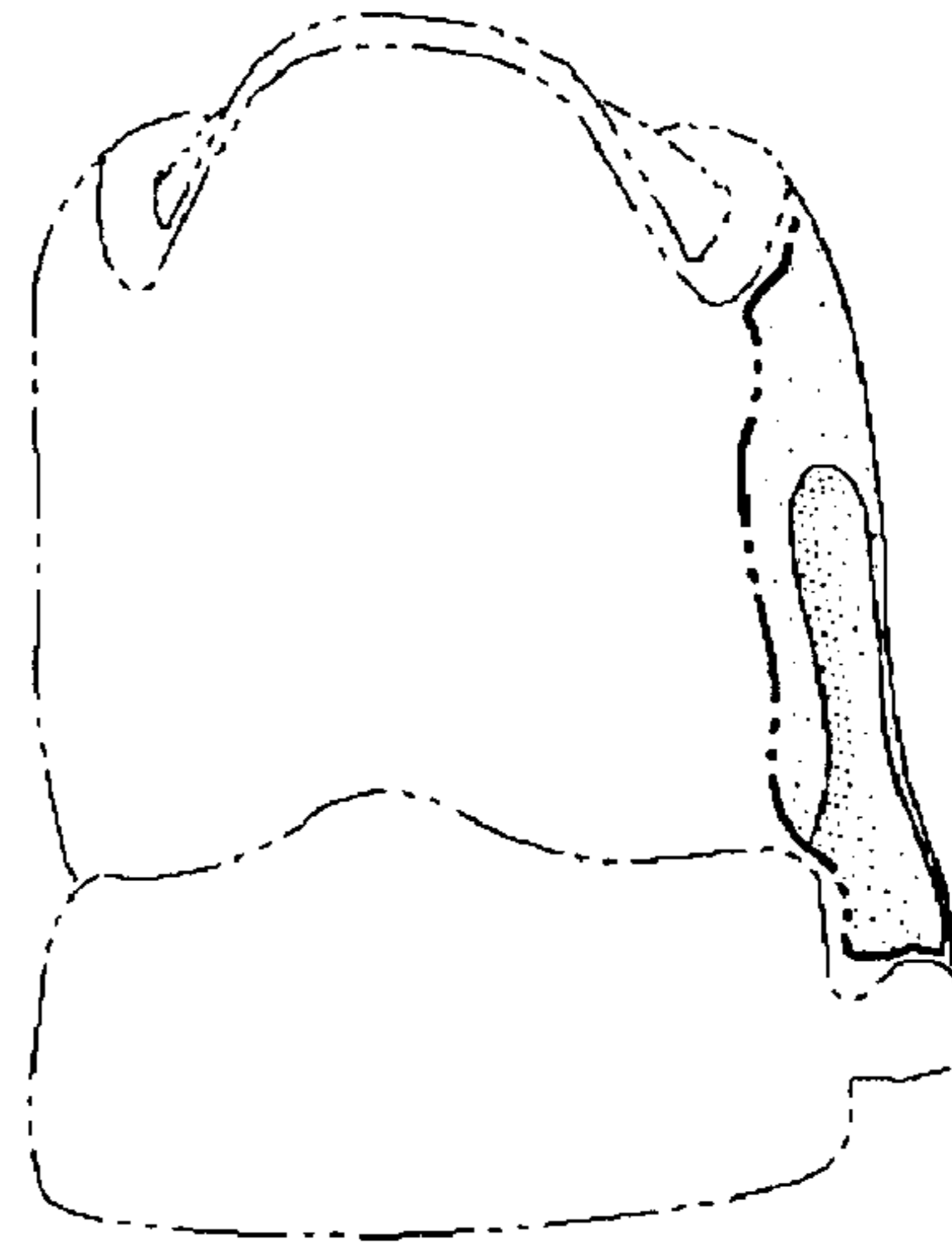


FIG. 4

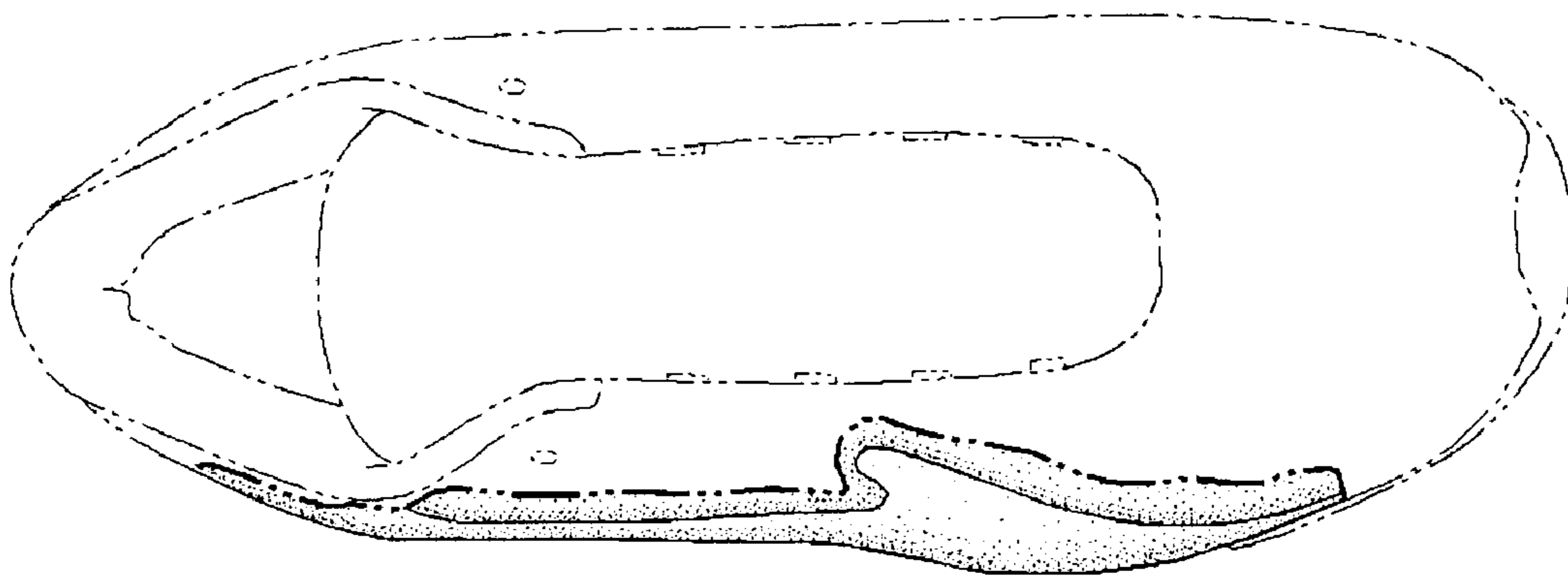


FIG. 5