



US00D528767S

(12) **United States Design Patent** (10) **Patent No.:** **US D528,767 S**
Link (45) **Date of Patent:** **** Sep. 26, 2006**

(54) **PORTION OF A SHOE UPPER**

(75) Inventor: **Kenneth Link**, Portland, OR (US)

(73) Assignee: **Nike, Inc.**, Beaverton, OR (US)

(**) Term: **14 Years**

(21) Appl. No.: **29/253,142**

(22) Filed: **Feb. 2, 2006**

(51) **LOC (8) Cl.** **02-99**

(52) **U.S. Cl.** **D2/972**

(58) **Field of Classification Search** D2/902,
D2/907, 908, 943, 944, 969, 910, 912, 972-974;
36/45, 50.1, 77 M, 77 R, 83, 88, 113, 114,
36/126-131

See application file for complete search history.

(56) **References Cited**

U.S. PATENT DOCUMENTS

D64,104 S	*	2/1924	Kezy	D2/911
D97,330 S	*	10/1935	Lanz	D2/943
D298,282 S		11/1988	Brown et al.		
D309,822 S	*	8/1990	Barret	D2/907
D319,529 S		9/1991	Hatfield		
D332,521 S		1/1993	McDonald		
D334,275 S		3/1993	Miller et al.		
D336,976 S		7/1993	McDonald		
D398,769 S	*	9/1998	Avar	D2/972
D401,756 S	*	12/1998	Avar	D2/972
D413,427 S		9/1999	Fellouhe		
D456,129 S		4/2002	Smith, III		
D483,938 S		12/2003	Laberge		
D494,752 S		8/2004	Adams et al.		
D512,212 S		12/2005	Hatfield		
D512,826 S		12/2005	Hatfield		
D513,361 S	*	1/2006	Teriatnikov	D2/969
D514,788 S	*	2/2006	Schoenborn et al.	D2/969

OTHER PUBLICATIONS

Nike Footwear Catalog Fall 1991, p. 8, published Dec. 1990.
Nike Footwear Catalog Spring 1993, pp. 24 and 26, published Jun. 1992.

Nike Footwear Catalog Spring 1994, p. M36, published Jun. 1993.

Nike Footwear Catalog Fall 1994, p. M24, published Nov. 1993.

Nike Footwear Catalog Holiday 1996, p. W115, published Mar. 1996.

Nike Footwear Catalog Late Spring 2005, p. M40, published Aug. 2004.

Nike Footwear Catalog Spring 2006, pp. M41, M42, published Jun. 2005.

* cited by examiner

Primary Examiner—Dominic Simone

(74) *Attorney, Agent, or Firm*—Banner & Witcoff, Ltd.

(57) **CLAIM**

The ornamental design for a portion of a shoe upper, as shown and described.

DESCRIPTION

FIG. 1 is a front perspective view of a portion of a shoe upper showing my new design.

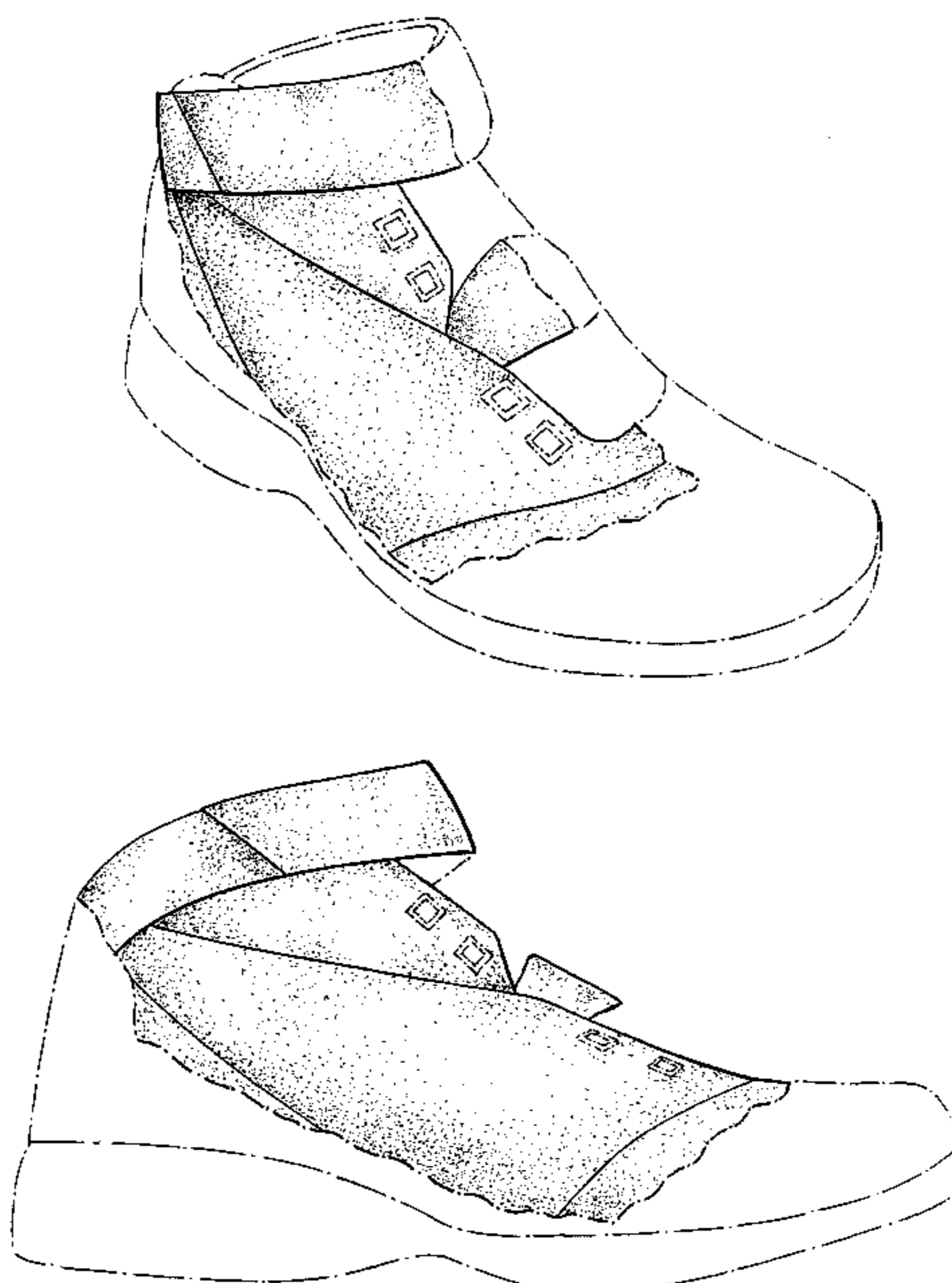
FIG. 2 is a side view thereof.

FIG. 3 is a front view thereof; and,

FIG. 4 is a top view thereof.

The uneven broken lines immediately adjacent to shaded areas represent unclaimed boundaries of the design. The uneven broken line showing of the remainder of the shoe is for illustrative purposes only and forms no part of the claimed design. The stipple shading technique represents a generic surface and does not represent any particular surface ornamentation.

1 Claim, 4 Drawing Sheets



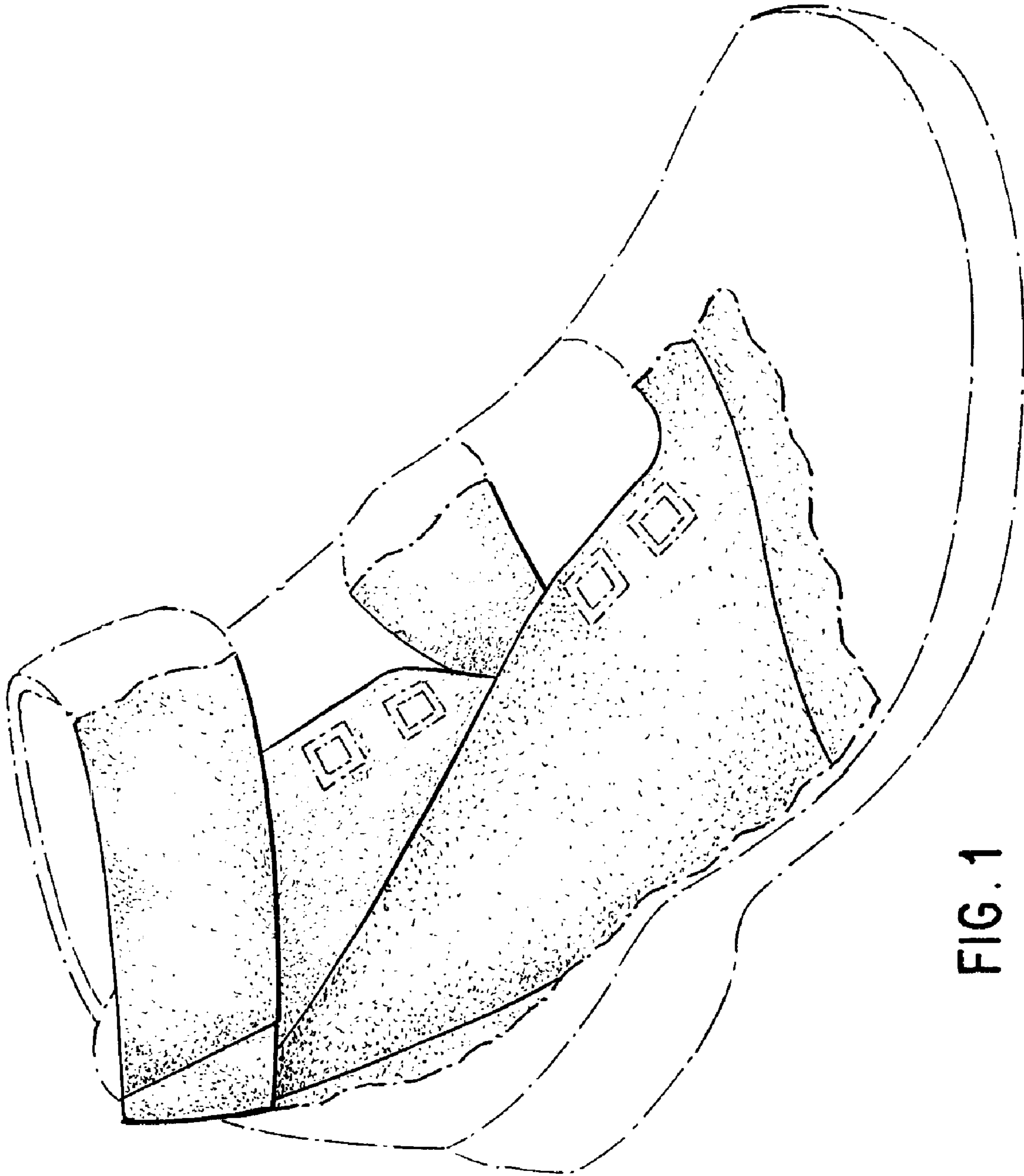


FIG. 1

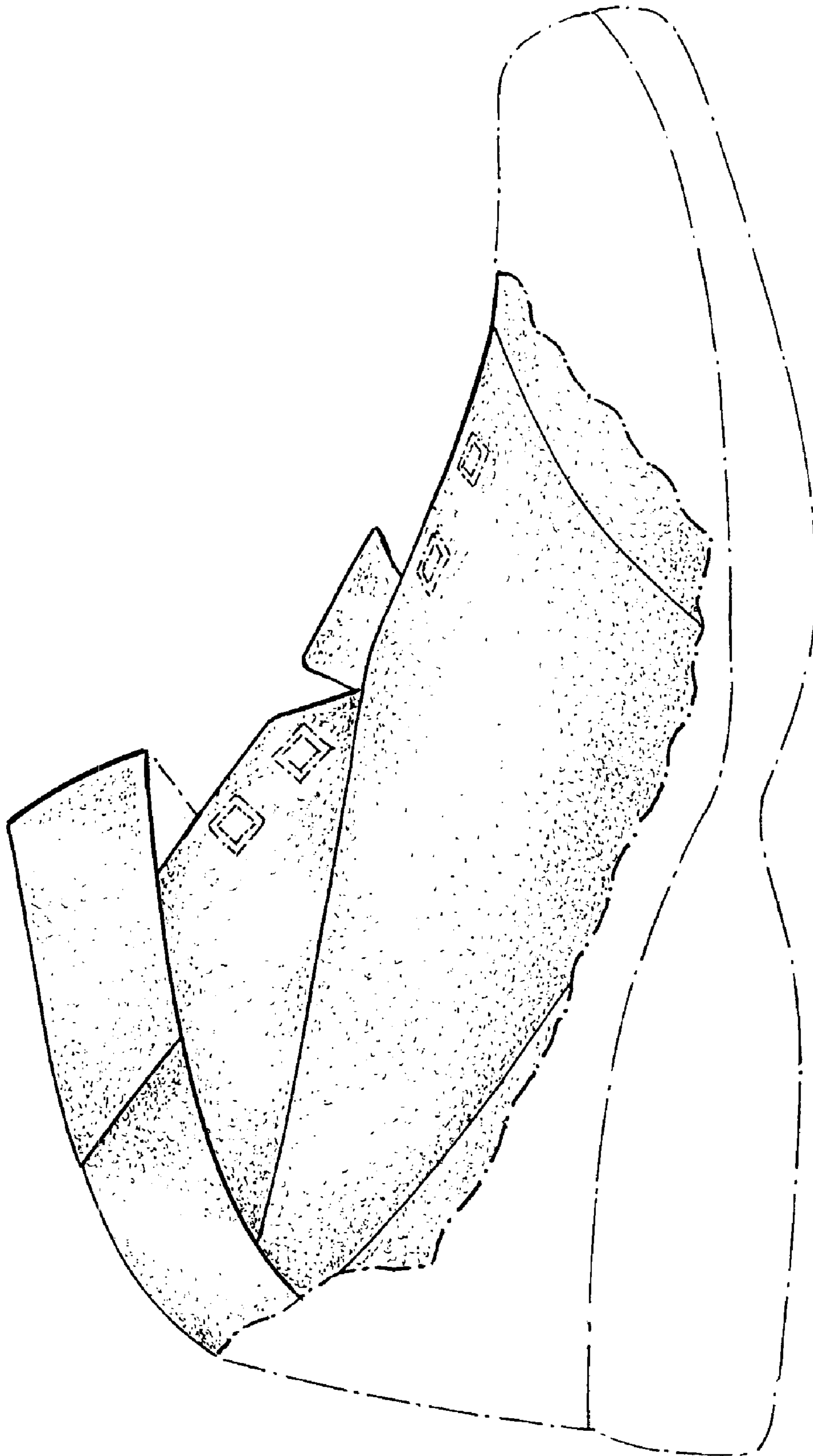


FIG. 2

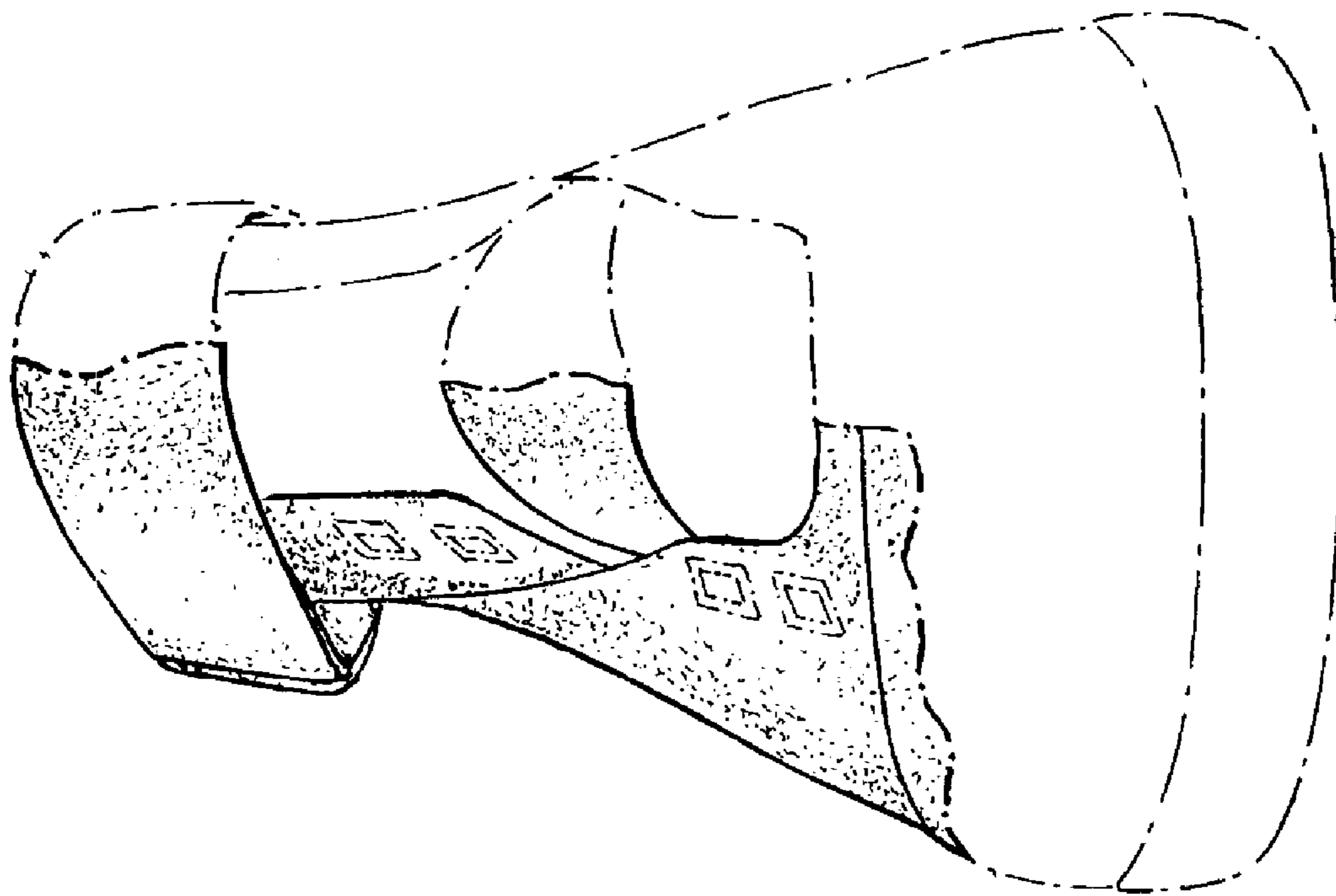


FIG. 3

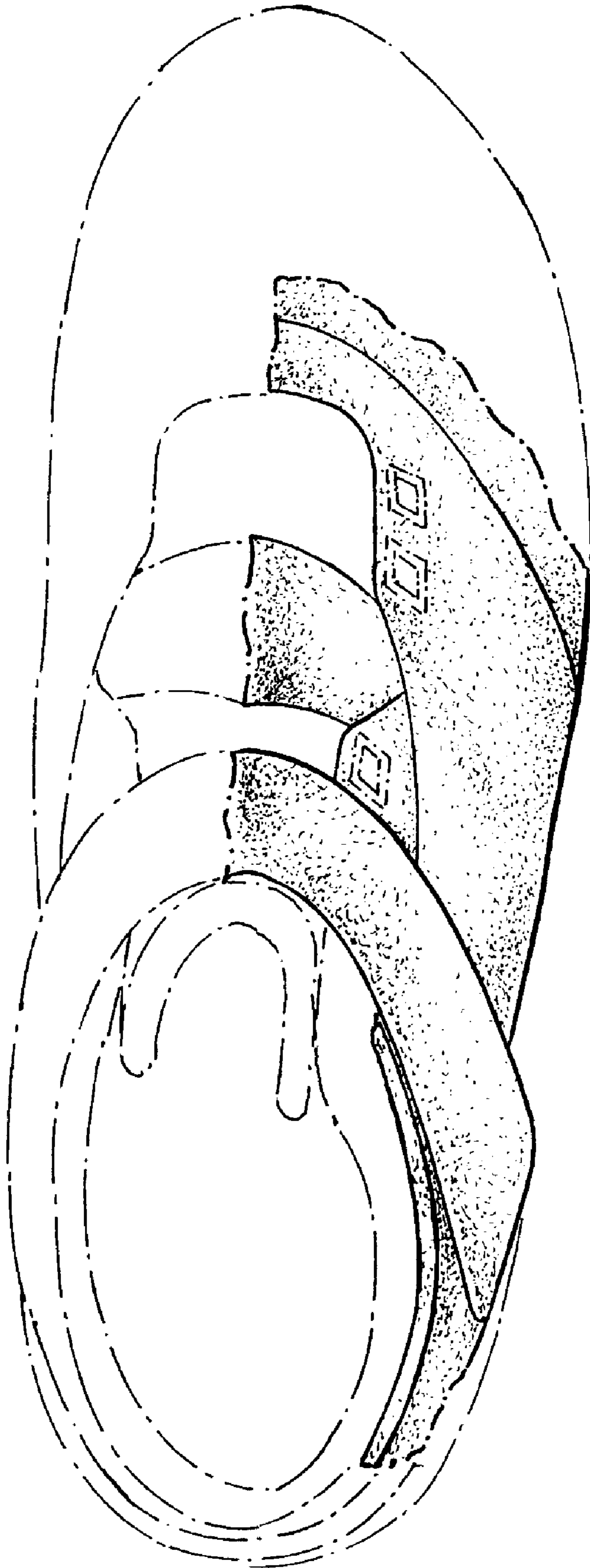


FIG. 4