



US00D528763S

(12) **United States Design Patent**
Rask

(10) **Patent No.:** **US D528,763 S**

(45) **Date of Patent:** **** Sep. 26, 2006**

- (54) **PORTION OF A SHOE UPPER**
- (75) Inventor: **Matthew Najeeb Rask**, Portland, OR (US)
- (73) Assignee: **Nike, Inc.**, Beaverton, OR (US)
- (**) Term: **14 Years**

D459,868 S	7/2002	McCourt	
D467,412 S	12/2002	Morris	
D474,009 S	5/2003	Lotti	
D476,473 S	7/2003	Clegg	
D477,131 S	* 7/2003	Holmes D2/972
D513,850 S	* 1/2006	Alfaro D2/972
D514,291 S	* 2/2006	Whiteman et al. D2/969

- (21) Appl. No.: **29/240,646**
- (22) Filed: **Oct. 17, 2005**
- (51) **LOC (8) Cl.** **02-99**
- (52) **U.S. Cl.** **D2/972**
- (58) **Field of Classification Search** D2/902, D2/907, 908, 943, 944, 969, 972-974; 36/45, 36/50.1, 77 M, 77 R, 83, 88, 113, 114, 126-131
See application file for complete search history.

OTHER PUBLICATIONS

“Nike Footwear Catalog,” published Jan. 1987 (pp. 88, 90), “The Shoe,” Beaverton Oregon.

(Continued)

Primary Examiner—Dominic Simone
(74) *Attorney, Agent, or Firm*—TraskBritt, P.C.

(56) **References Cited**

U.S. PATENT DOCUMENTS

D64,080 S	2/1924	Posner
1,854,030 A	4/1932	Heller
D170,054 S	7/1953	Hausfeld et al.
2,660,813 A	12/1953	Shapiro
D172,742 S	8/1954	Doherty
D251,036 S	2/1979	Torrance
D253,139 S	10/1979	Foldes
D285,382 S	9/1986	Schorstein et al.
4,947,560 A	8/1990	Fuerst et al.
D393,353 S	4/1998	Lozano
D398,771 S	9/1998	Doxey
D413,196 S	8/1999	Hatfield
D421,331 S	3/2000	Mervar et al.
D427,760 S	7/2000	Holmes
6,108,943 A	8/2000	Hudson et al.
D432,778 S	10/2000	McCourt
D440,752 S	4/2001	Clegg
D452,070 S	12/2001	Holmes
D452,608 S	1/2002	McDowell
D452,990 S	1/2002	McDowell

(57) **CLAIM**

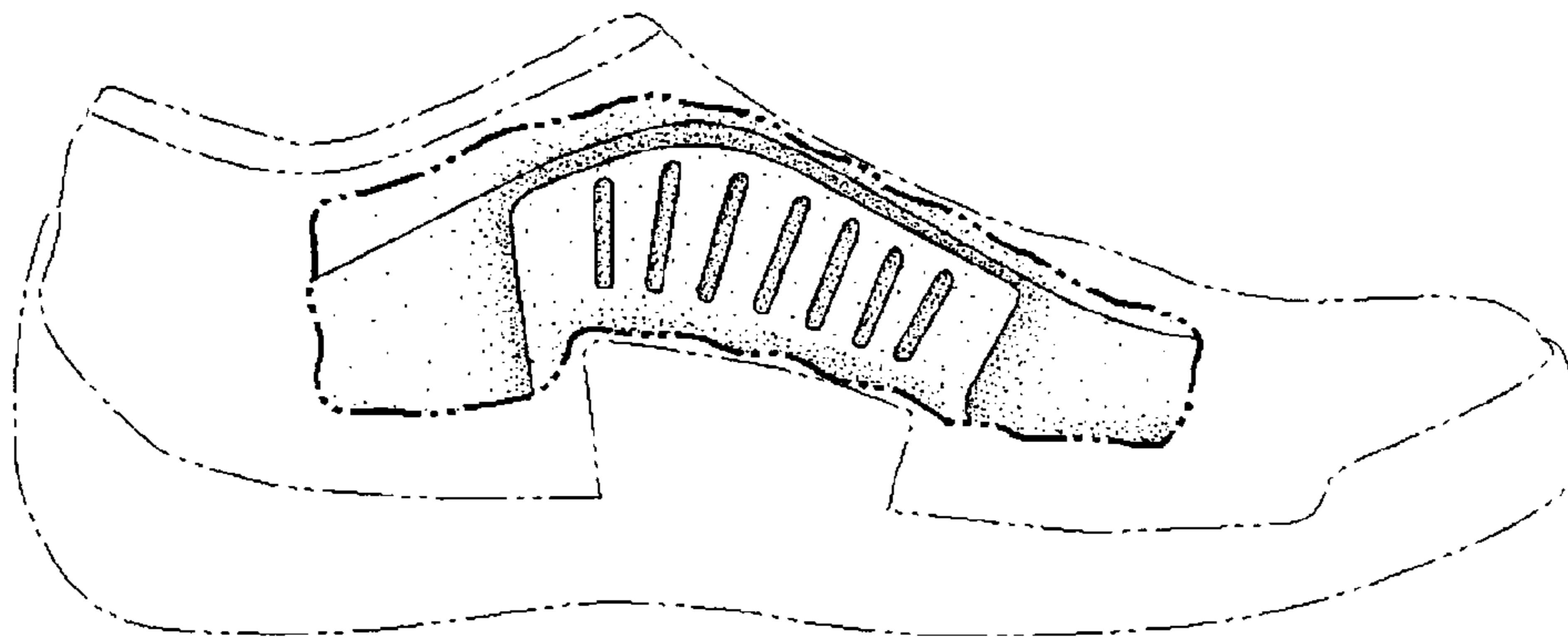
The ornamental design for a portion of a shoe upper, as shown and described.

DESCRIPTION

FIG. 1 is a perspective view of a portion of a shoe upper showing my new design;
 FIG. 2 is a side view of the portion of a shoe upper shown in FIG. 1;
 FIG. 3 is a front view of the portion of a shoe upper shown in FIG. 1;
 FIG. 4 is a rear view of the portion of a shoe upper shown in FIG. 1; and,
 FIG. 5 is a top view of the portion of a shoe upper shown in FIG. 1.

The uneven broken line immediately adjacent to the shaded area represents the bounds of the claimed design. All other uneven broken lines represent the remaining portion of the shoe. The uneven broken line representation in FIGS. 1-5 are for illustrative purposes only and form no part of the claimed design.

1 Claim, 2 Drawing Sheets



OTHER PUBLICATIONS

“Nike Footwear Catalog,” Fall 1995, published Nov. 1994 (p. W130), Beaverton Oregon.

“Nike Footwear Catalog,” Spring 1997, published Jun. 1996 (p. M112), Beaverton Oregon.

“Nike Footwear Catalog,” Spring 2000, published Jul. 1999 (p. W85), Beaverton Oregon.

“Nike Footwear Catalog,” Late Spring 2001, published Sep. 2000 (p. M69), Beaverton Oregon.

“Nike Footwear Catalog,” Holiday 2001, published Feb. 2001 (p. M8), Beaverton Oregon.

“Nike Footwear Catalog,” Spring 2003, published Jun. 2002 (p. W8), Beaverton Oregon.

“Nike Footwear Catalog,” Spring 2004, published Jun. 2003 (p. M10), Beaverton Oregon.

“Nike Footwear Catalog,” Spring 2005, published Jun. 2004 (p. W8), Beaverton Oregon.

“Nike Footwear Catalog,” Late Spring 2004, published Sep. 2003 (p. W&K61), Beaverton Oregon.

“Nike Footwear Catalog,” Fall 2005, published Nov. 2004 (p. W135), Beaverton Oregon.

“Nike Footwear Catalog,” Spring 2006, published Jun. 2005 (p. 68), Beaverton Oregon.

* cited by examiner

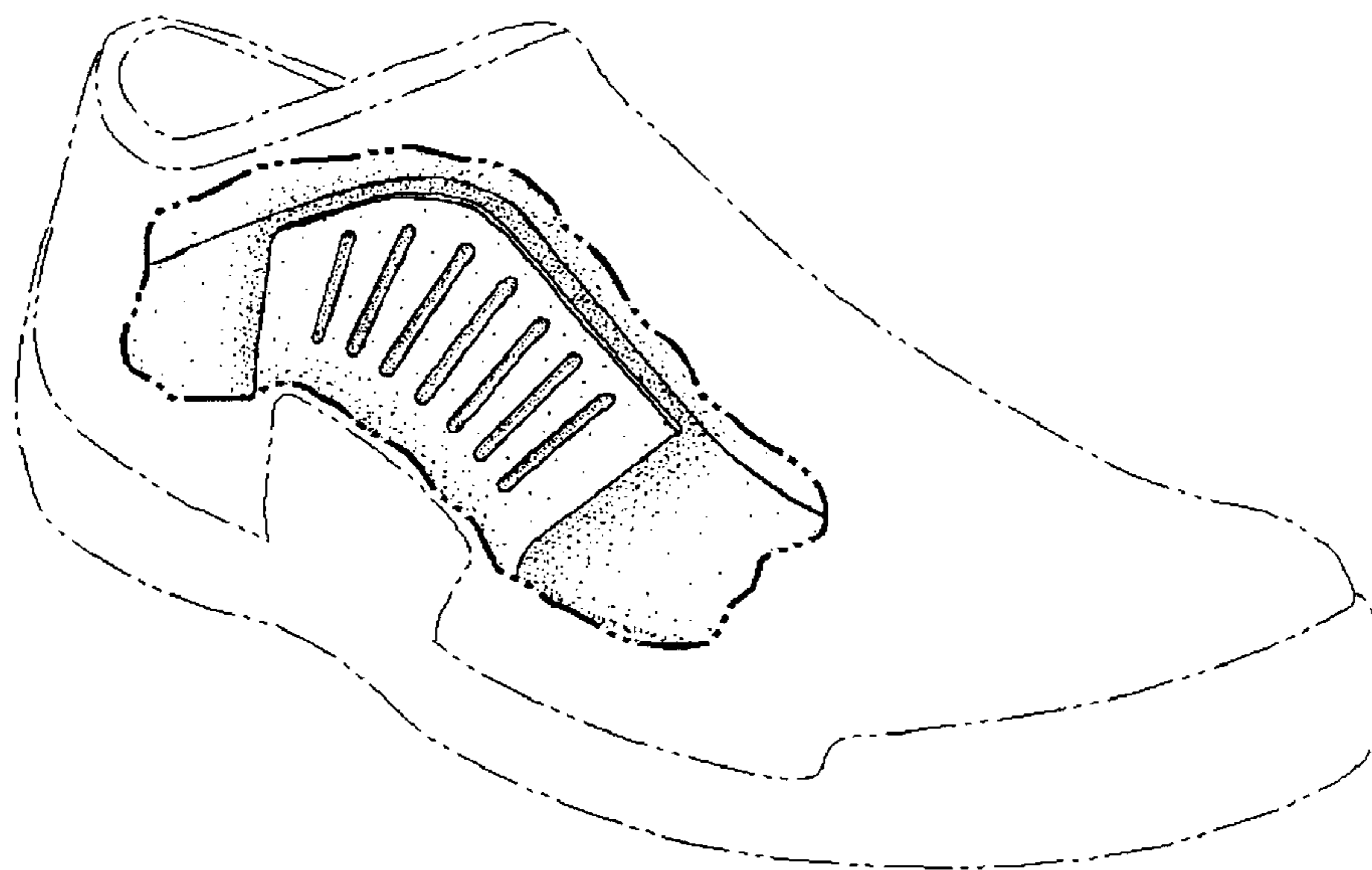


FIG. 1

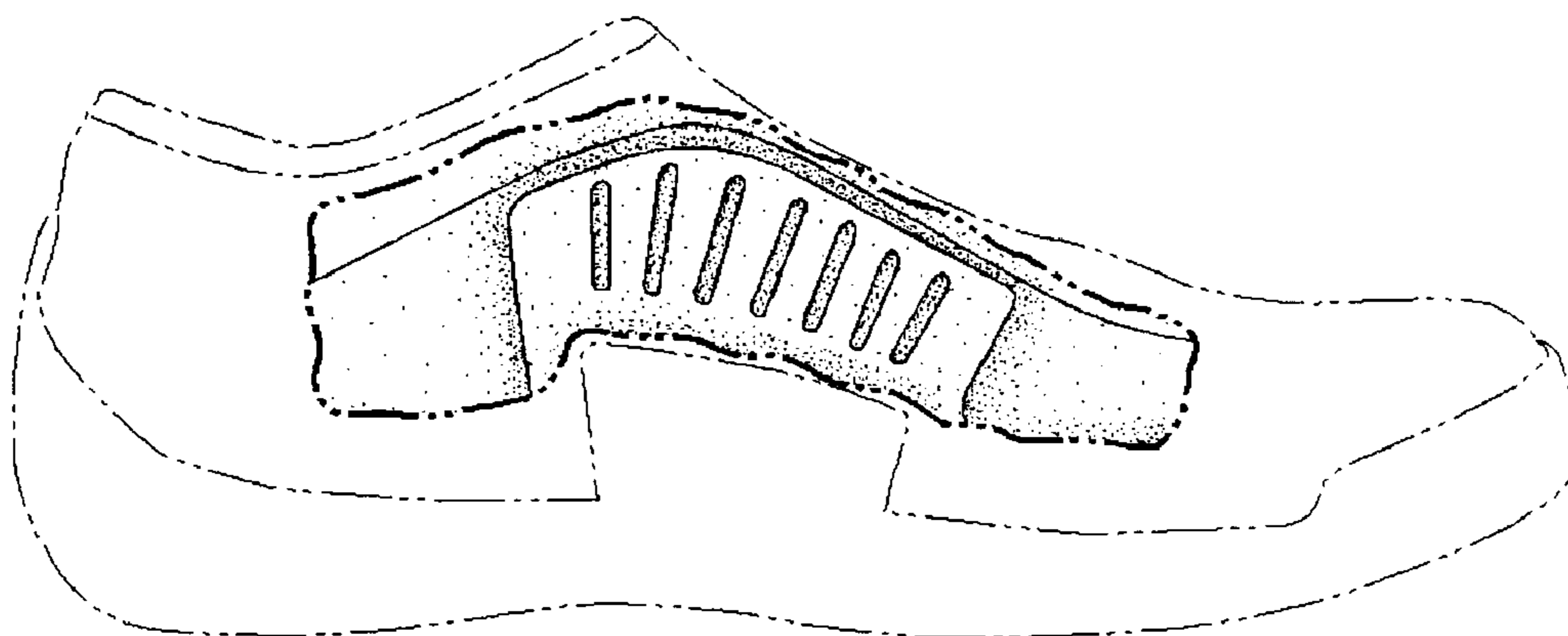


FIG. 2

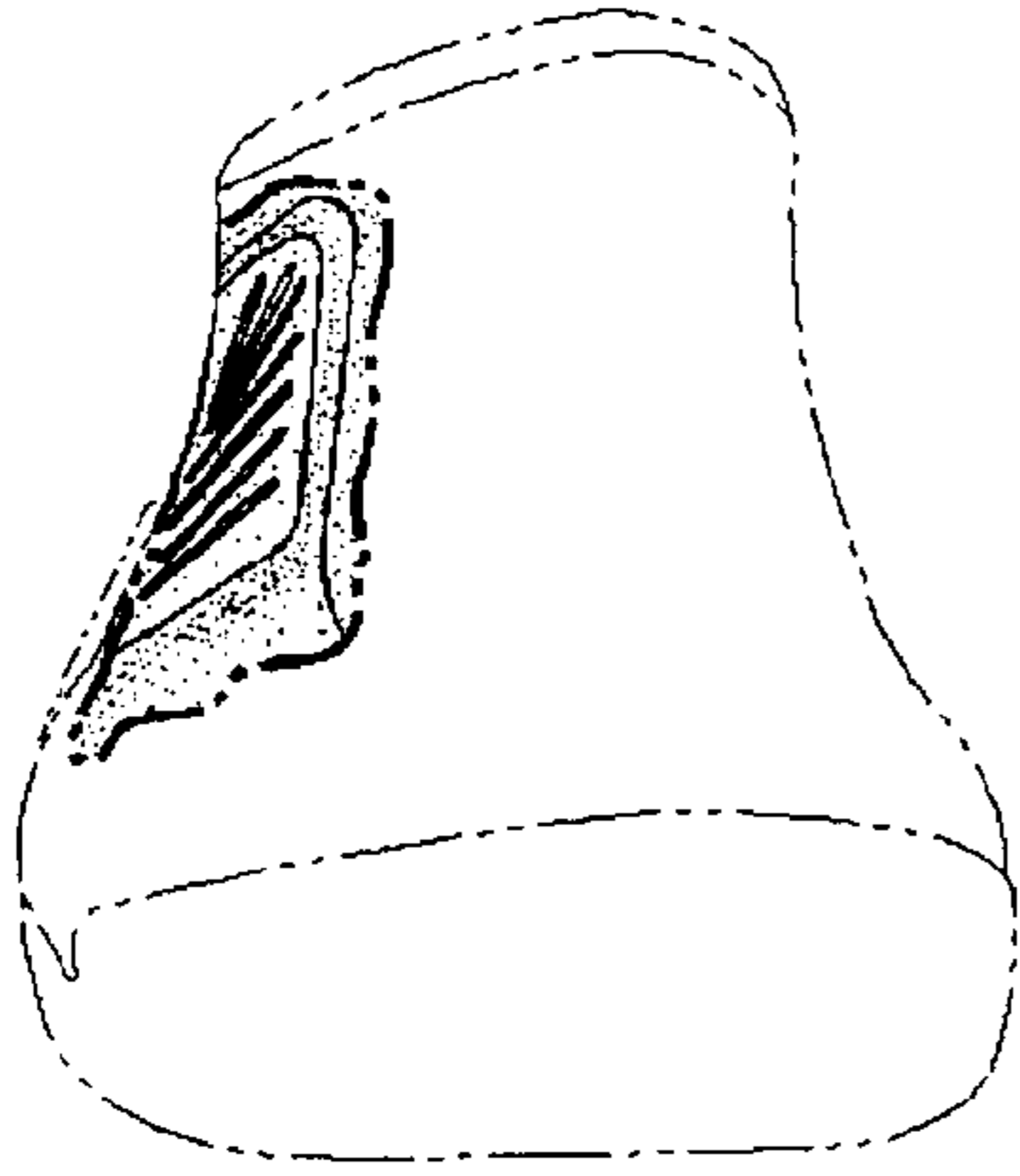


FIG. 3

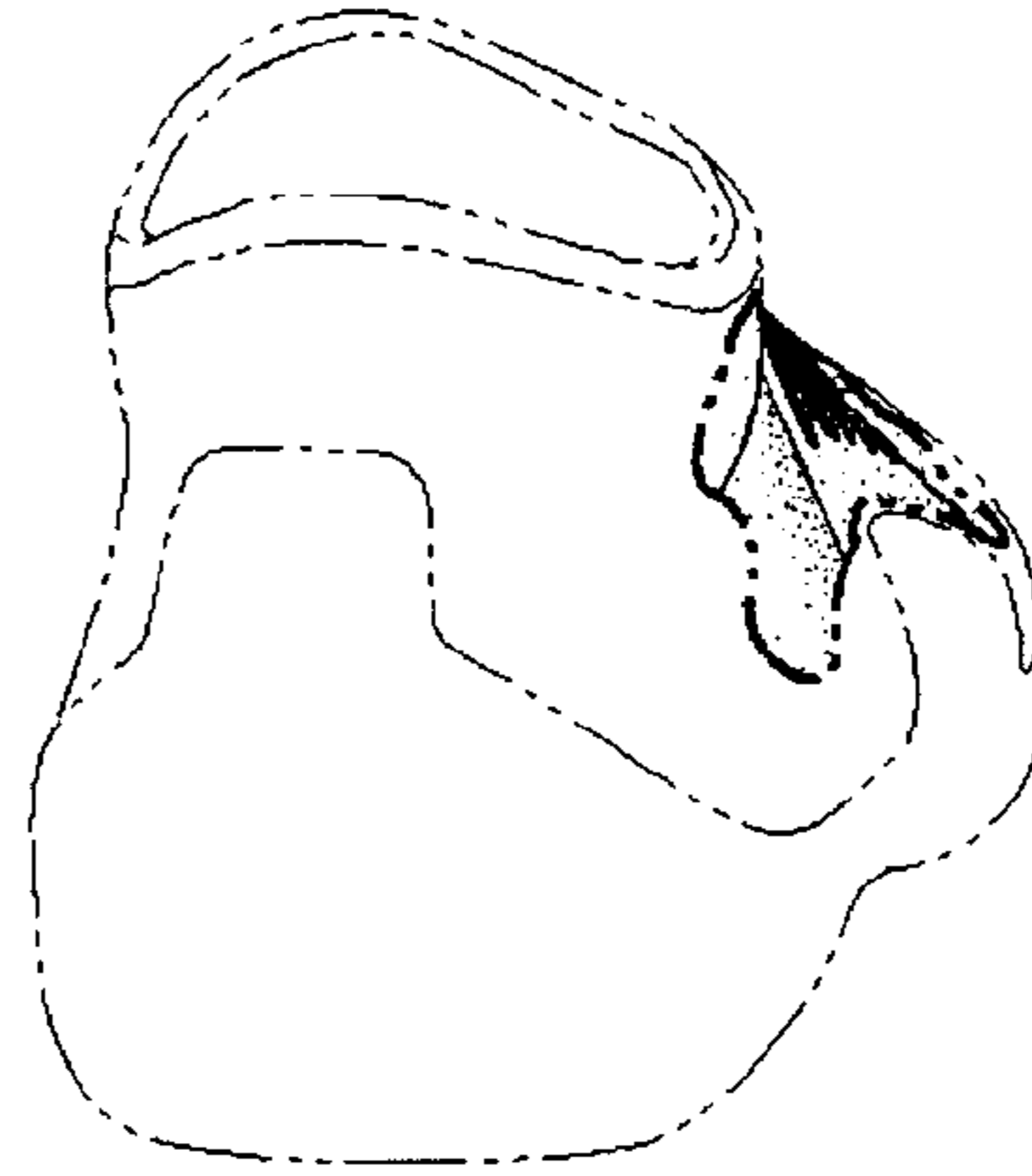


FIG. 4

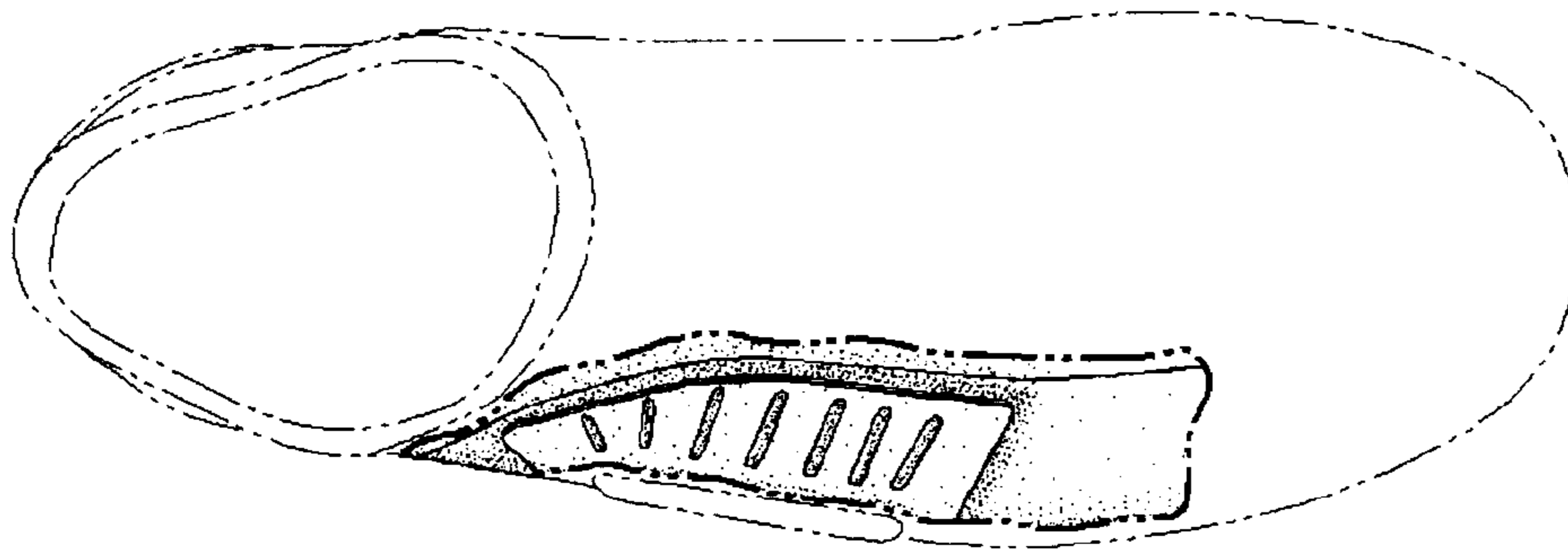


FIG. 5