

US00D528748S

(12) **United States Design Patent**
Fuerst

(10) **Patent No.:** **US D528,748 S**

(45) **Date of Patent:** **** Sep. 26, 2006**

(54) **SANDAL**

(75) **Inventor:** **Rory W. Fuerst**, Atherton, CA (US)

(73) **Assignee:** **Keen LLC**, Alameda, CA (US)

(**) **Term:** **14 Years**

(21) **Appl. No.:** **29/212,927**

(22) **Filed:** **Sep. 8, 2004**

(51) **LOC (8) Cl.** **02-04**

(52) **U.S. Cl.** **D2/917**

(58) **Field of Classification Search** D2/917,
D2/898, 899, 900, 913, 916-919; 36/94,
36/112, 115

See application file for complete search history.

(56) **References Cited**

U.S. PATENT DOCUMENTS

1,386,684 A	8/1921	Bradford	
1,894,561 A	1/1933	Guiffre	
2,193,943 A	3/1940	Shea	
2,239,206 A	4/1941	Tietig	
D152,233 S	* 12/1948	Wilson D2/917
2,491,297 A	12/1949	Brown	
2,928,191 A	3/1960	Meltzer	

D278,946 S	5/1985	Chen	
4,535,554 A	8/1985	De Obaldia	
6,243,974 B1	6/2001	Schaj	
D452,770 S	* 1/2002	Birkenstock D2/917
D453,611 S	* 2/2002	Birkenstock D2/917
D486,297 S	2/2004	Magro	
6,883,252 B1	4/2005	Cagner	

* cited by examiner

Primary Examiner—Stella Reid

Assistant Examiner—Rashida C. McCoy

(74) *Attorney, Agent, or Firm*—Foley & Lardner LLP

(57) **CLAIM**

The ornamental design for a sandal, as shown and described.

DESCRIPTION

FIG. 1 is a side perspective view of a sandal showing my new design;

FIG. 2 is a top plan view thereof;

FIG. 3 is a left side elevational view thereof;

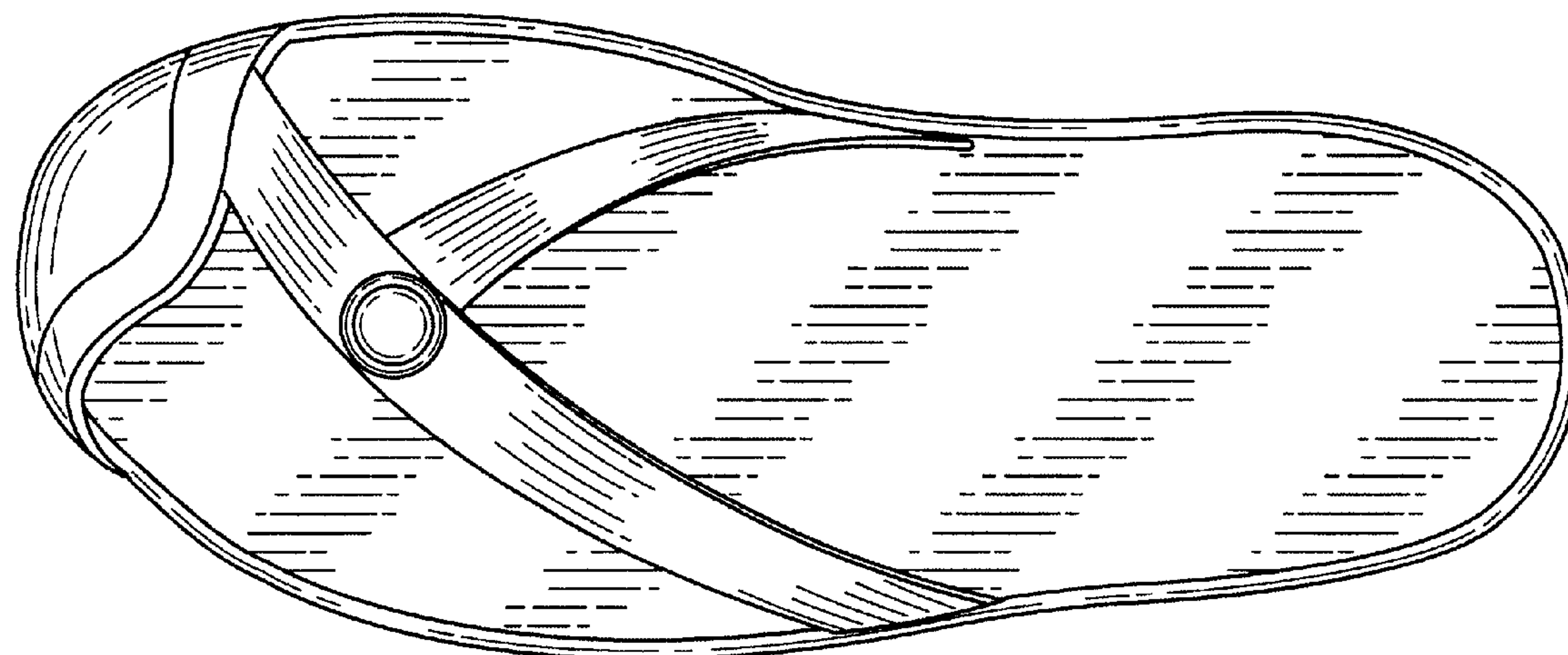

FIG. 4 is a right side elevational view thereof;

FIG. 5 is a front elevational view thereof;

FIG. 6 is a rear elevational view thereof; and,

FIG. 7 is a bottom plan view thereof.

1 Claim, 4 Drawing Sheets






FIG. 1

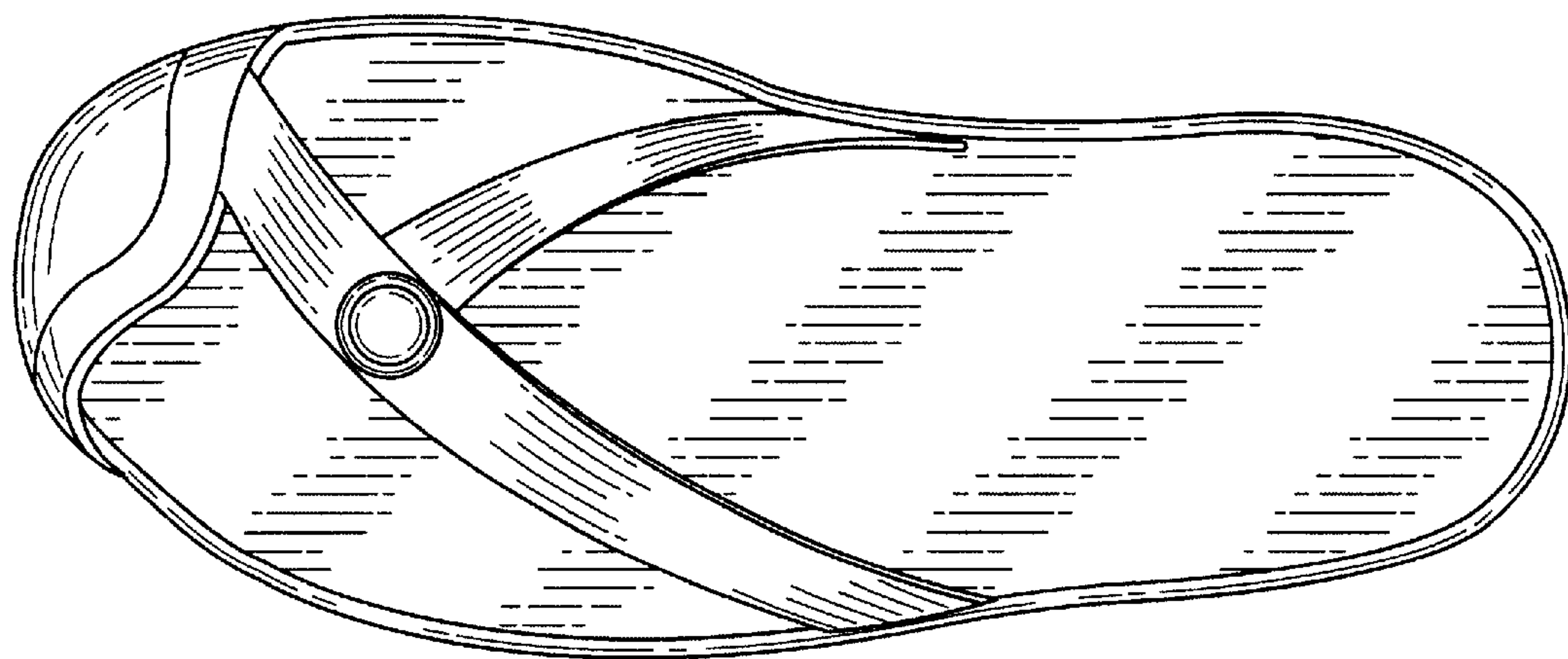


FIG. 2




FIG. 3




FIG. 4

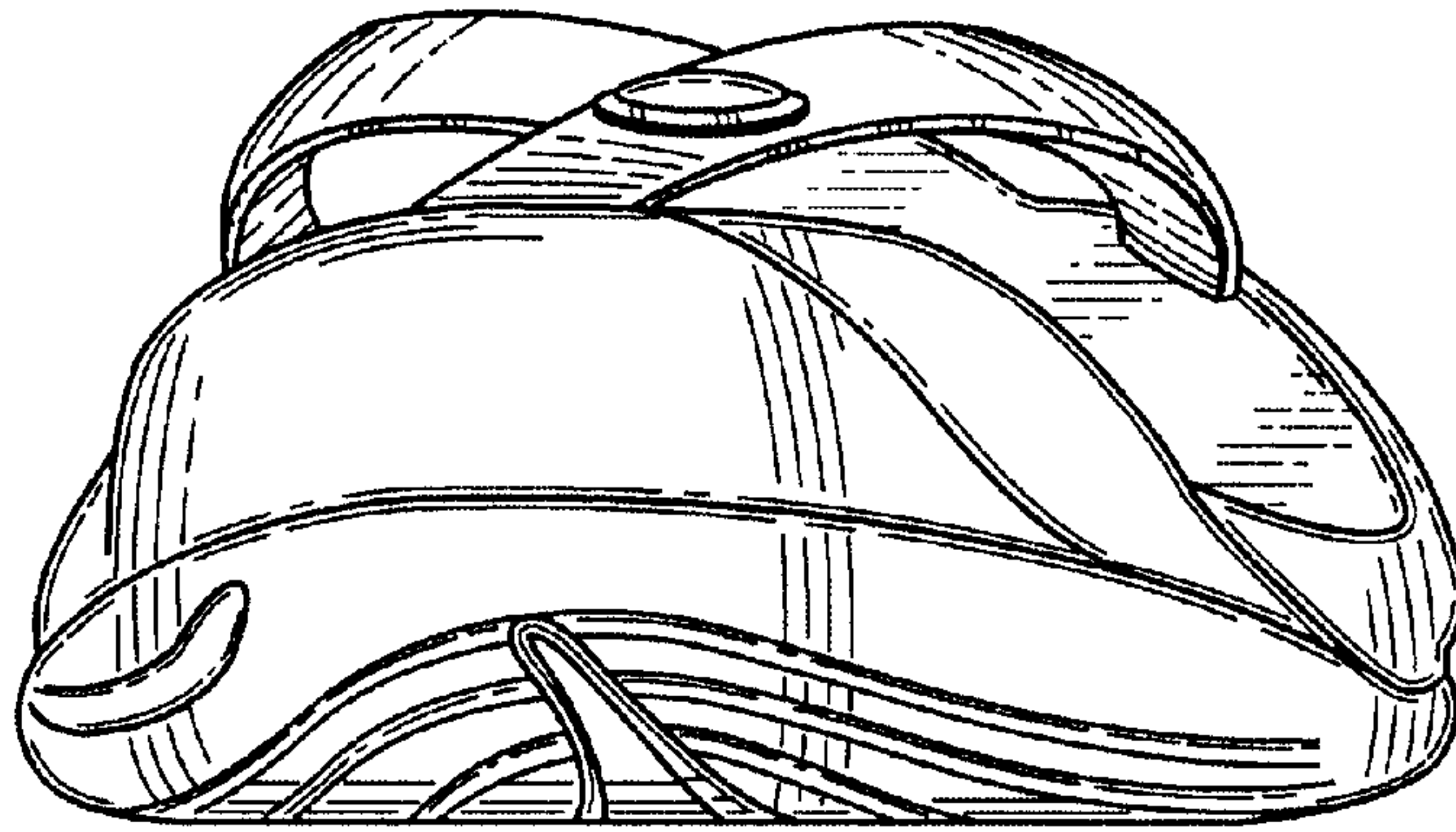


FIG. 5

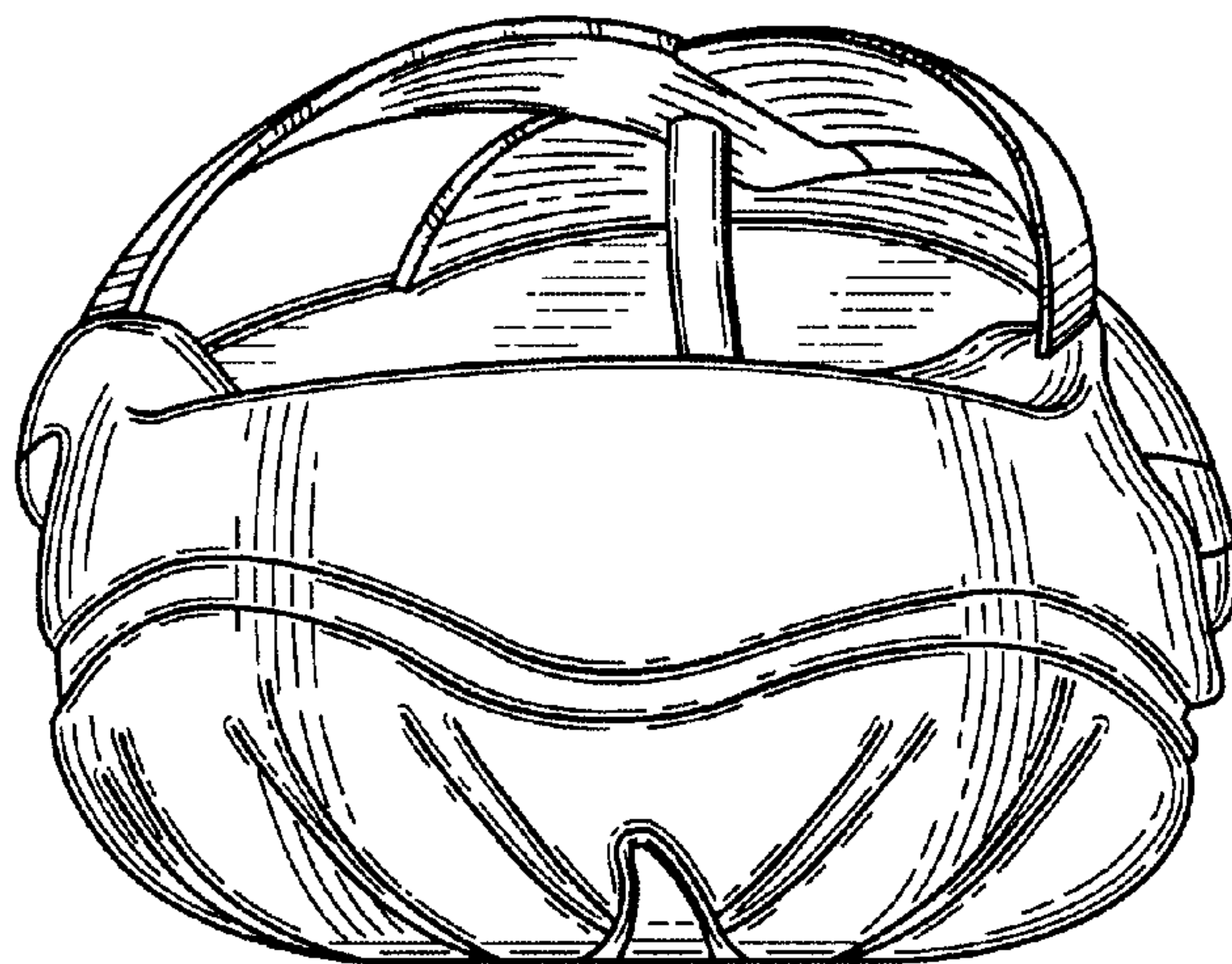


FIG. 6

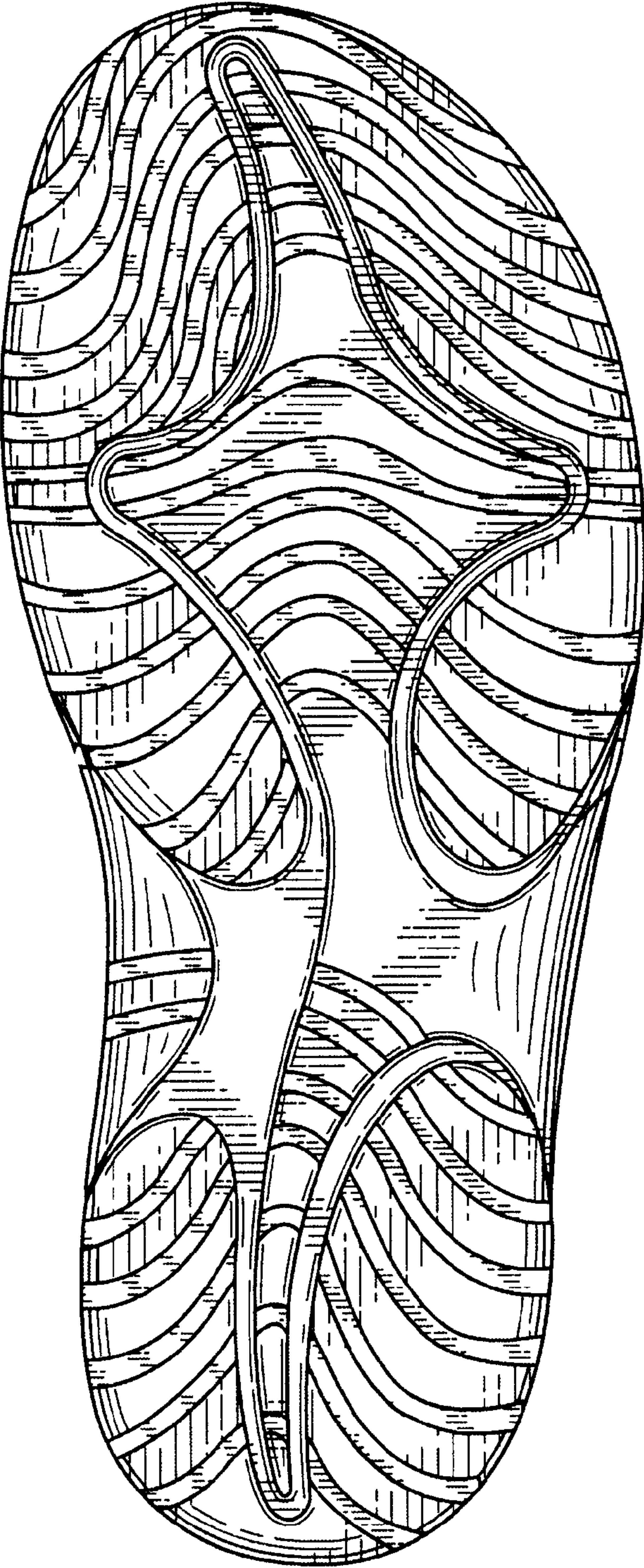


FIG. 7