

US00D528744S

(12) **United States Design Patent**  
**Nelson**

(10) **Patent No.:** **US D528,744 S**

(45) **Date of Patent:** **\*\* Sep. 26, 2006**

(54) **HEAD BUSTER HAT**

(76) **Inventor:** **Michael John Nelson**, 1133 Williams Way, Hercules, CA (US) 94547

(\*\*) **Term:** **14 Years**

(21) **Appl. No.:** **29/200,409**

(22) **Filed:** **Feb. 27, 2004**

(51) **LOC (8) Cl.** ..... **02-03**

(52) **U.S. Cl.** ..... **D2/882**

(58) **Field of Classification Search** ..... D2/865,  
D2/866, 867, 868, 869, 870, 871, 872, 873,  
D2/874, 875, 876, 877, 878, 879, 880, 881,  
D2/882, 883, 884; 2/171, 175.1, 175.2, 175.3,  
2/175.5, 175.6, 195.1, 195.6, 200.1, 209.12,  
2/209.13, 209.3, 209.4

See application file for complete search history.

(56) **References Cited**

**U.S. PATENT DOCUMENTS**

1,640,895	A	*	8/1927	Hills	.....	2/175.3
1,928,019	A	*	9/1933	Hock	.....	2/175.3
2,226,133	A	*	12/1940	Lee	.....	2/175.3
2,718,010	A	*	9/1955	Graham	.....	2/195.6
4,873,726	A	*	10/1989	Tapia	.....	2/195.1
5,504,943	A	*	4/1996	Han	.....	2/209.13
5,613,246	A	*	3/1997	Alexander	.....	2/10
D403,139	S	*	12/1998	Hunter	.....	D2/866

D404,892	S	*	2/1999	O'Brien	.....	D2/872
D406,687	S	*	3/1999	Thorpe	.....	D2/881
5,898,935	A	*	5/1999	Davis	.....	2/10
D419,281	S	*	1/2000	Croft	.....	D2/891
6,467,097	B1	*	10/2002	Kutner	.....	2/209.13
D478,710	S	*	8/2003	Yan	.....	D2/882
D496,145	S	*	9/2004	Lacey	.....	D2/866
2001/0034894	A1	*	11/2001	Godfrey et al.	.....	2/209.13

\* cited by examiner

*Primary Examiner*—Elizabeth A. Albert

(74) *Attorney, Agent, or Firm*—Thomas W. Cook

(57) **CLAIM**

I claim the ornamental design for a head buster hat, as shown and described.

**DESCRIPTION**

FIG. 1 is a front view of the head buster hat, showing my new design;

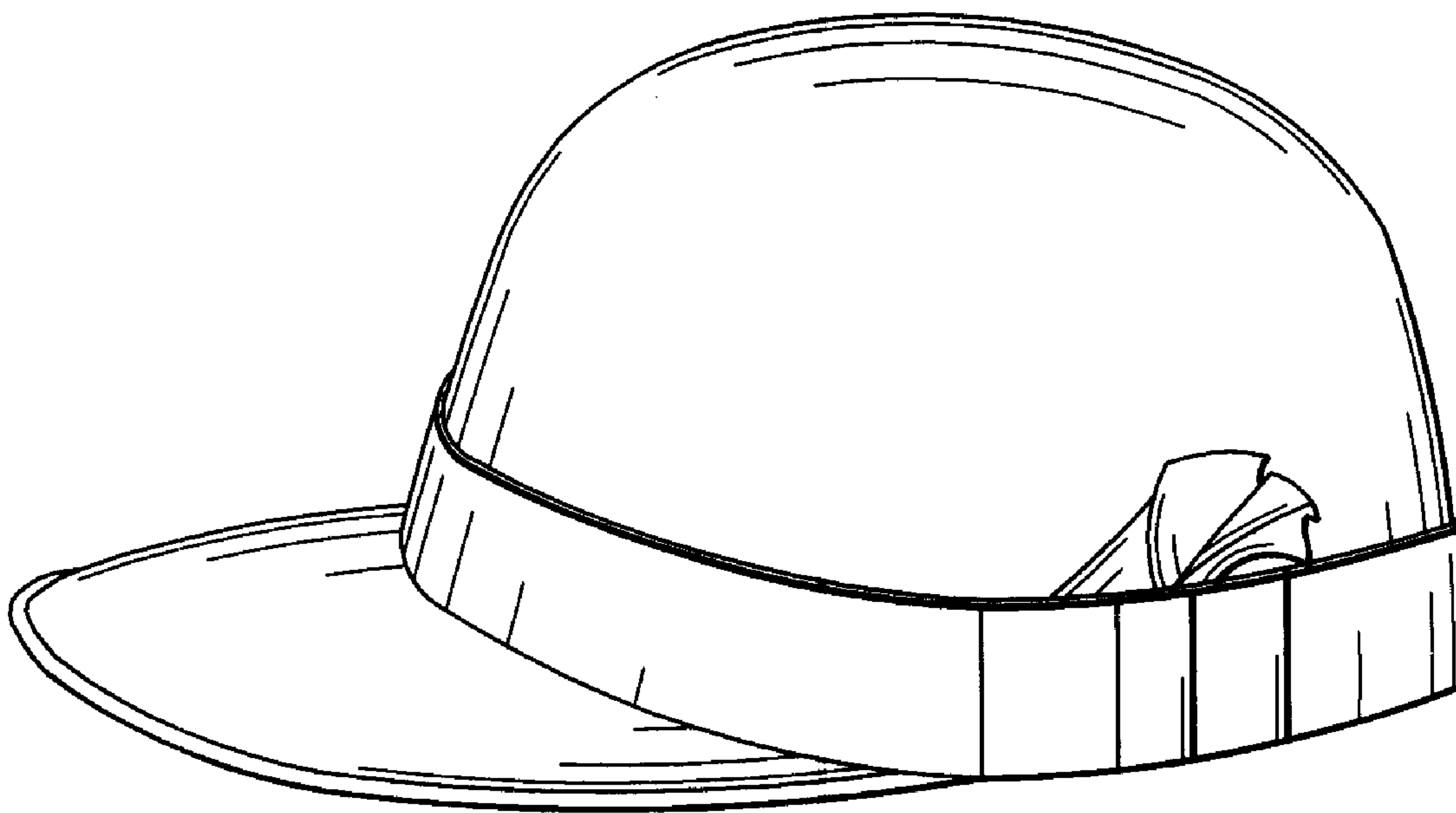
FIG. 2 is a perspective view, viewed from a point slightly elevated, of the head buster hat illustrated in FIG. 1;

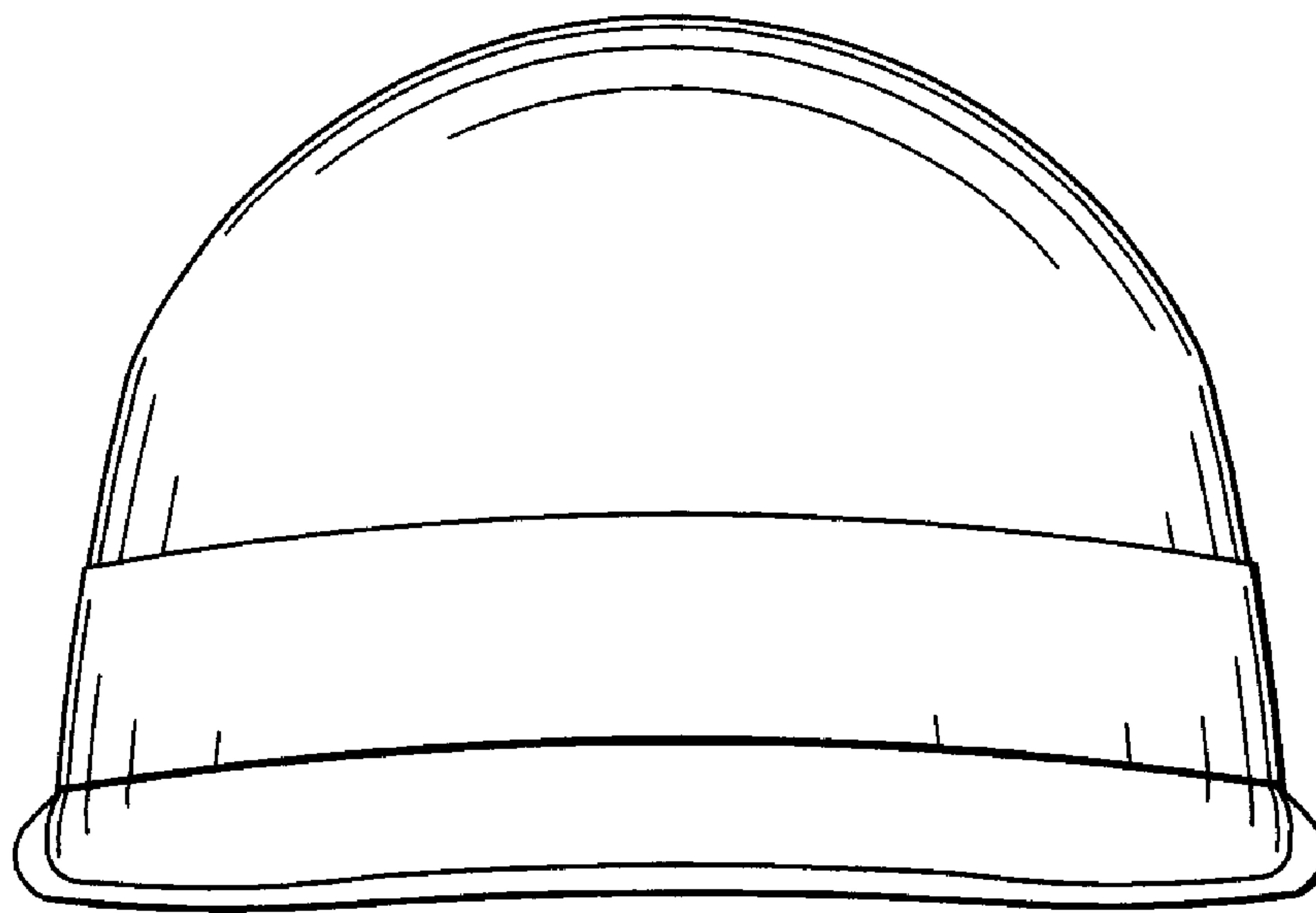
FIG. 3 is a rear perspective view of the head buster hat illustrated in FIG. 1, viewed from the right rear;

FIG. 4 is a bottom view of the head buster hat illustrated in FIG. 1; and,

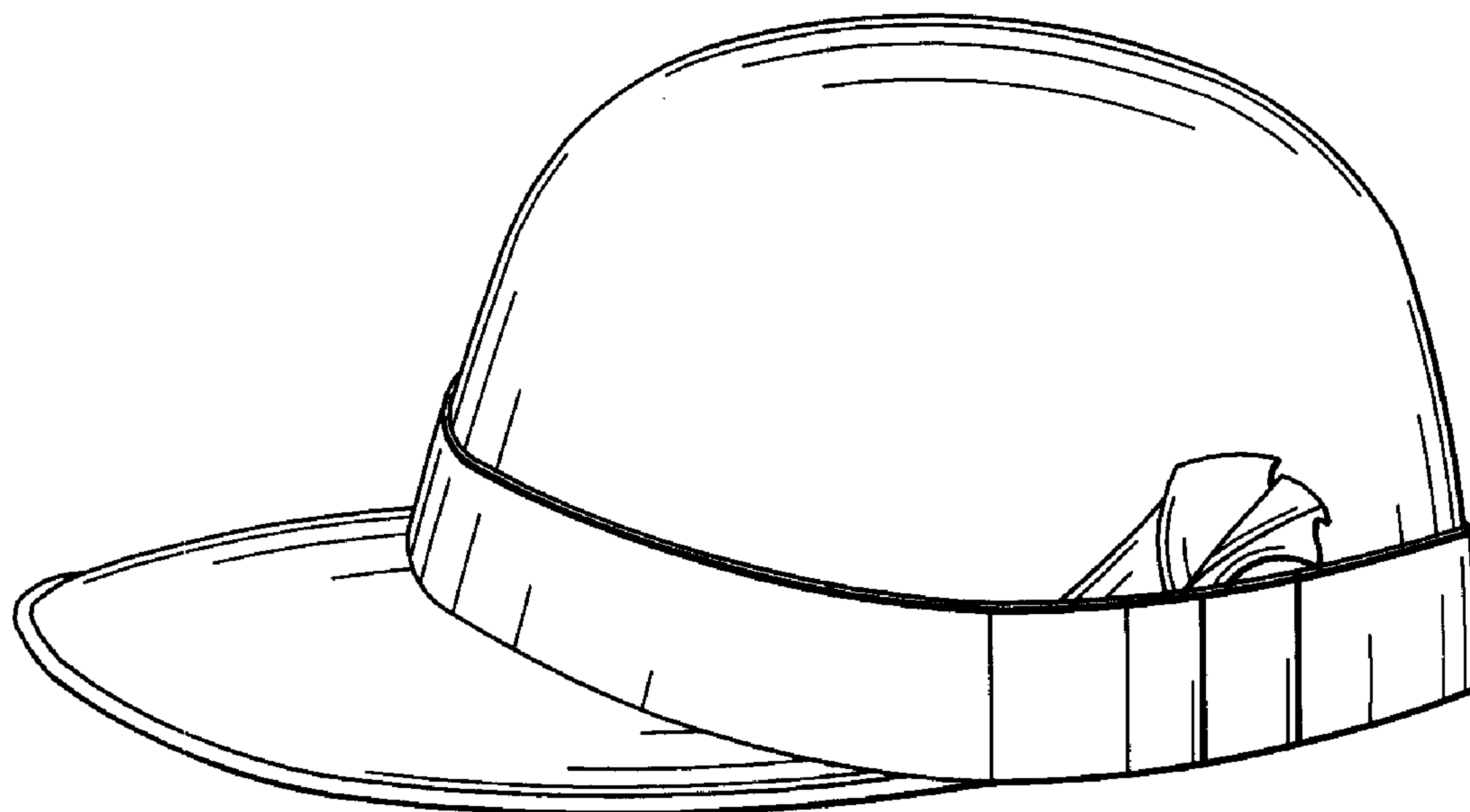
FIG. 5 is an exploded perspective view of the head buster hat illustrated in FIG. 1 on slightly reduced scale shown without the feather for convenience of illustration.

**1 Claim, 3 Drawing Sheets**

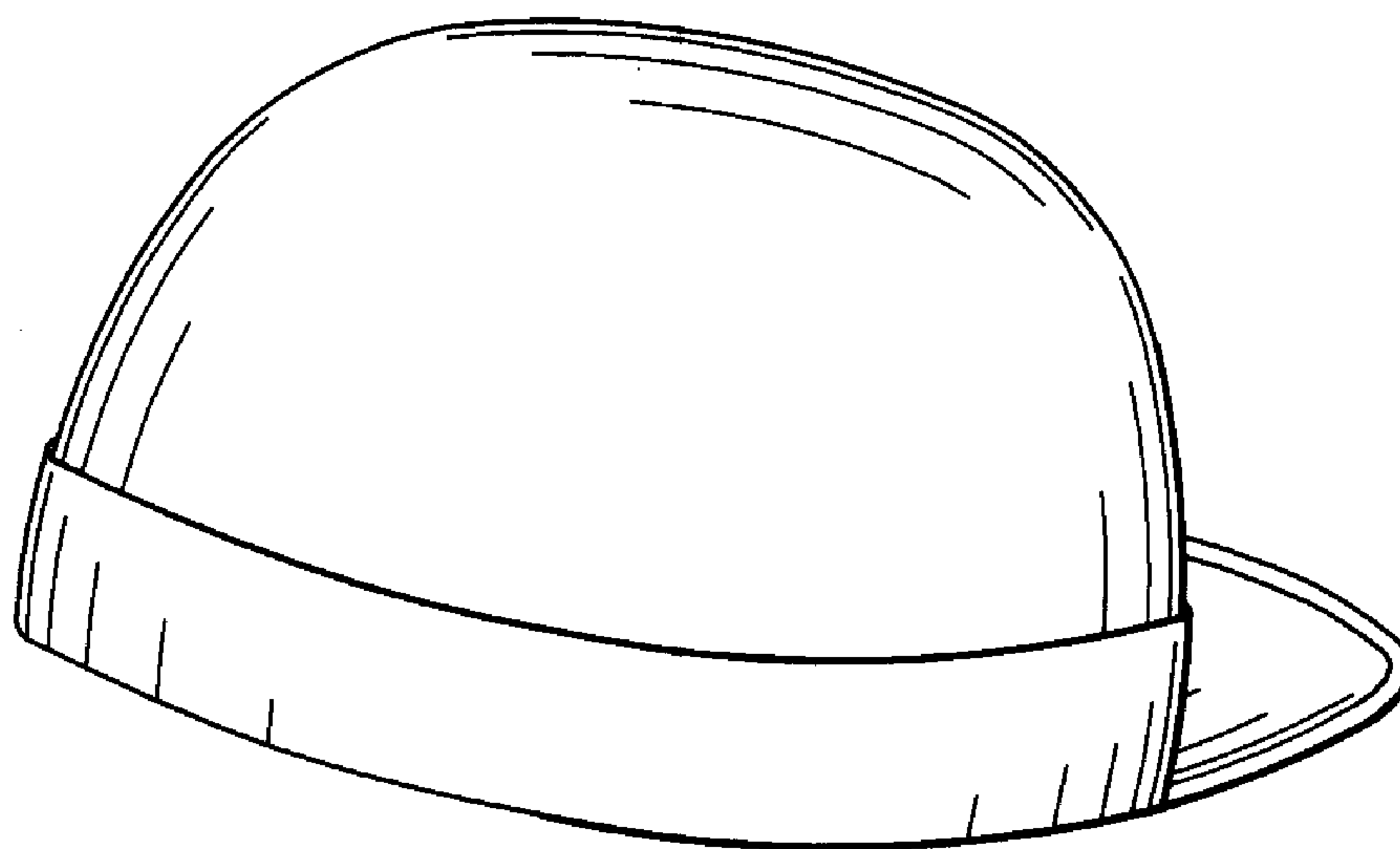




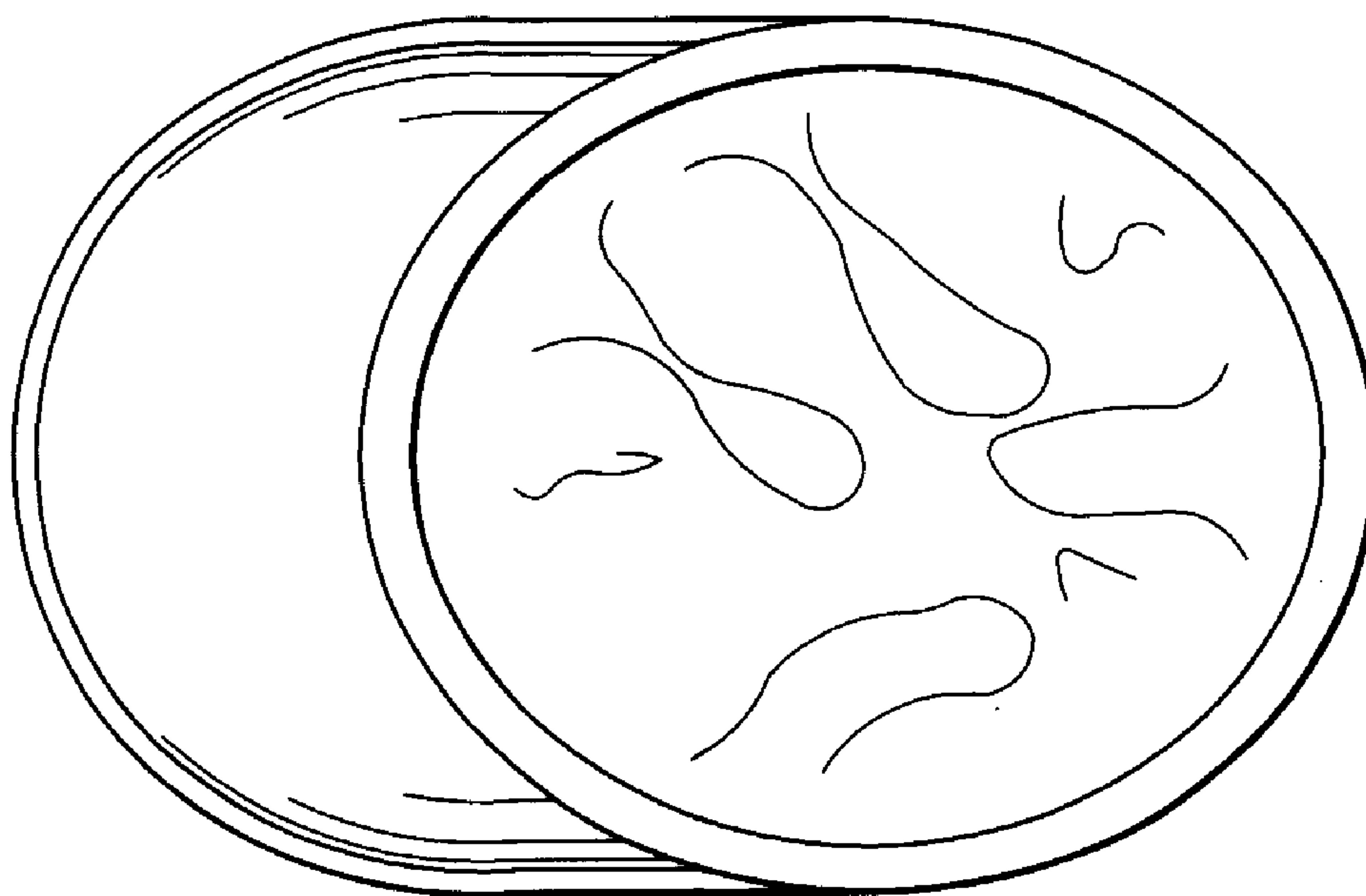
**FIG. 1**



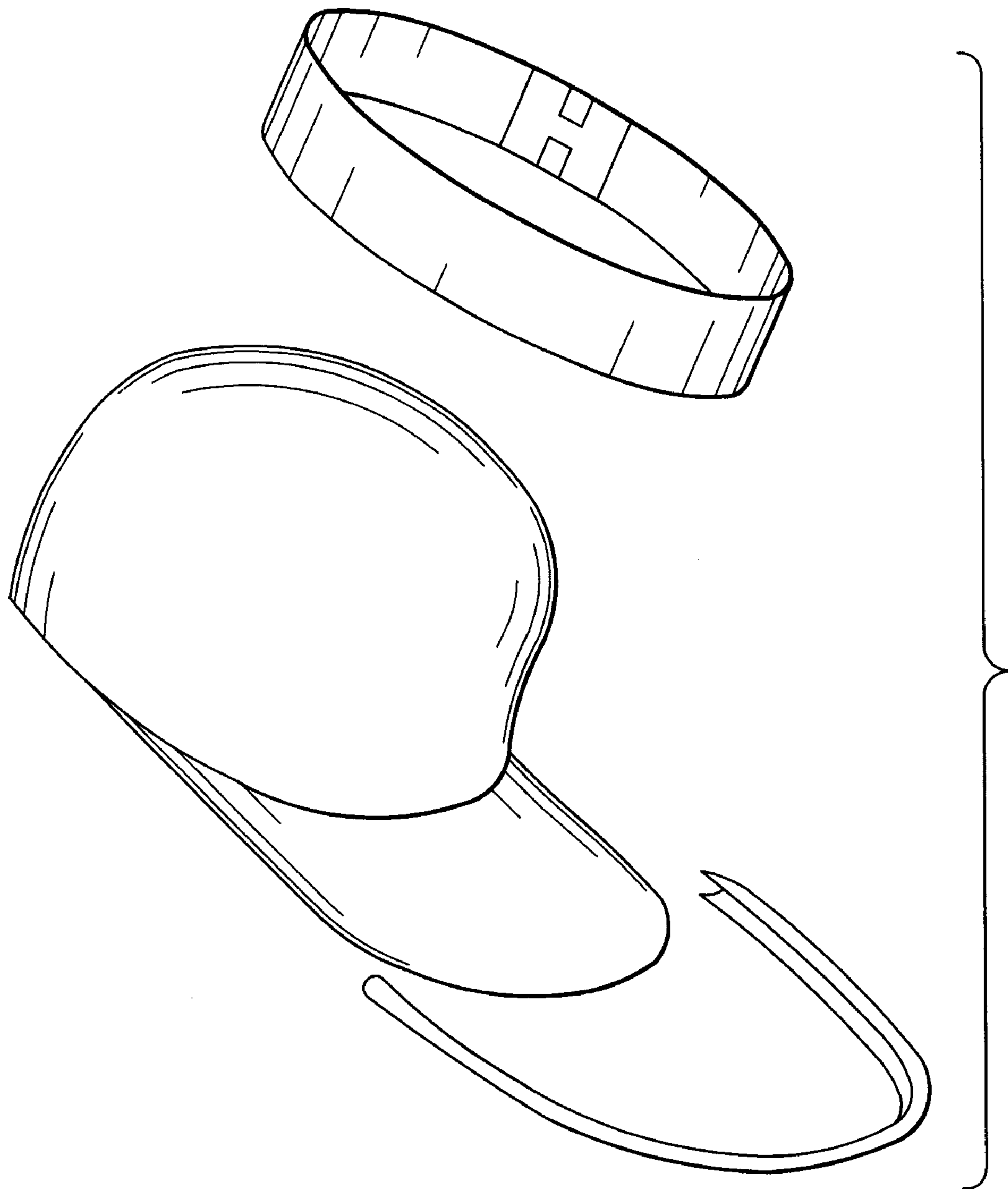
**FIG. 2**



**FIG. 3**



**FIG. 4**



**FIG. 5**