



US00D528736S

(12) **United States Design Patent**
Koenig et al.

(10) **Patent No.:** **US D528,736 S**

(45) **Date of Patent:** **** *Sep. 26, 2006**

(54) **PET FOOD SUPPLEMENT**

(75) Inventors: **John William Koenig**, Cincinnati, OH (US); **Lisa Ann Mackay**, Springboro, OH (US); **Daniel P. Sterling**, Bridgeport, CT (US); **Peter Michaelian**, Tappan, NY (US)

(73) Assignee: **The Iams Company**, Lewisburg, OH (US)

(*) Notice: This patent is subject to a terminal disclaimer.

(**) Term: **14 Years**

(21) Appl. No.: **29/226,391**

(22) Filed: **Mar. 28, 2005**

(51) **LOC (8) Cl.** **01-06**

(52) **U.S. Cl.** **D1/125**

(58) **Field of Classification Search** D1/125, D1/106, 122, 124, 126, 129-30, 199; 426/104; D4/124-5, 132, 134, 136; D30/160; D21/385-6; D28/8.1; 15/167.1, 188

See application file for complete search history.

(56) **References Cited**

U.S. PATENT DOCUMENTS

D27,556 S	*	8/1897	Webb	D28/8.1
D116,162 S	*	8/1939	Hall	D4/136
D136,631 S	*	11/1943	Bernard et al.	D4/103
D198,619 S	*	7/1964	Heintz	D1/199
D202,006 S	*	8/1965	Slipian	D28/8.1
3,441,001 A		4/1969	Fisher		
D248,421 S	*	7/1978	Berman	D28/8.1

D340,118 S	*	10/1993	Lane	D1/121
D340,119 S	*	10/1993	Lane	D1/121
D340,568 S	*	10/1993	Lane	D1/121
D387,482 S	*	12/1997	Khan	D28/8.1
D453,977 S		2/2002	Park et al.		
6,474,268 B1		11/2002	Suchowski et al.		
D466,695 S	*	12/2002	Chen	D4/120
D485,010 S	*	1/2004	Crawford	D28/8.1
D486,292 S		2/2004	Ni et al.		
D492,836 S		7/2004	Lawrenson		
D499,226 S	*	12/2004	Axelrod	D1/106

OTHER PUBLICATIONS

Care-A-Lot, Oct. 9, 2003, p. 14.*

* cited by examiner

Primary Examiner—Robin Webster

Assistant Examiner—Karen E. Patterson

(74) *Attorney, Agent, or Firm*—Cynthia L. Clay; Kelly L. McDow-Dunham; Karen F. Clark

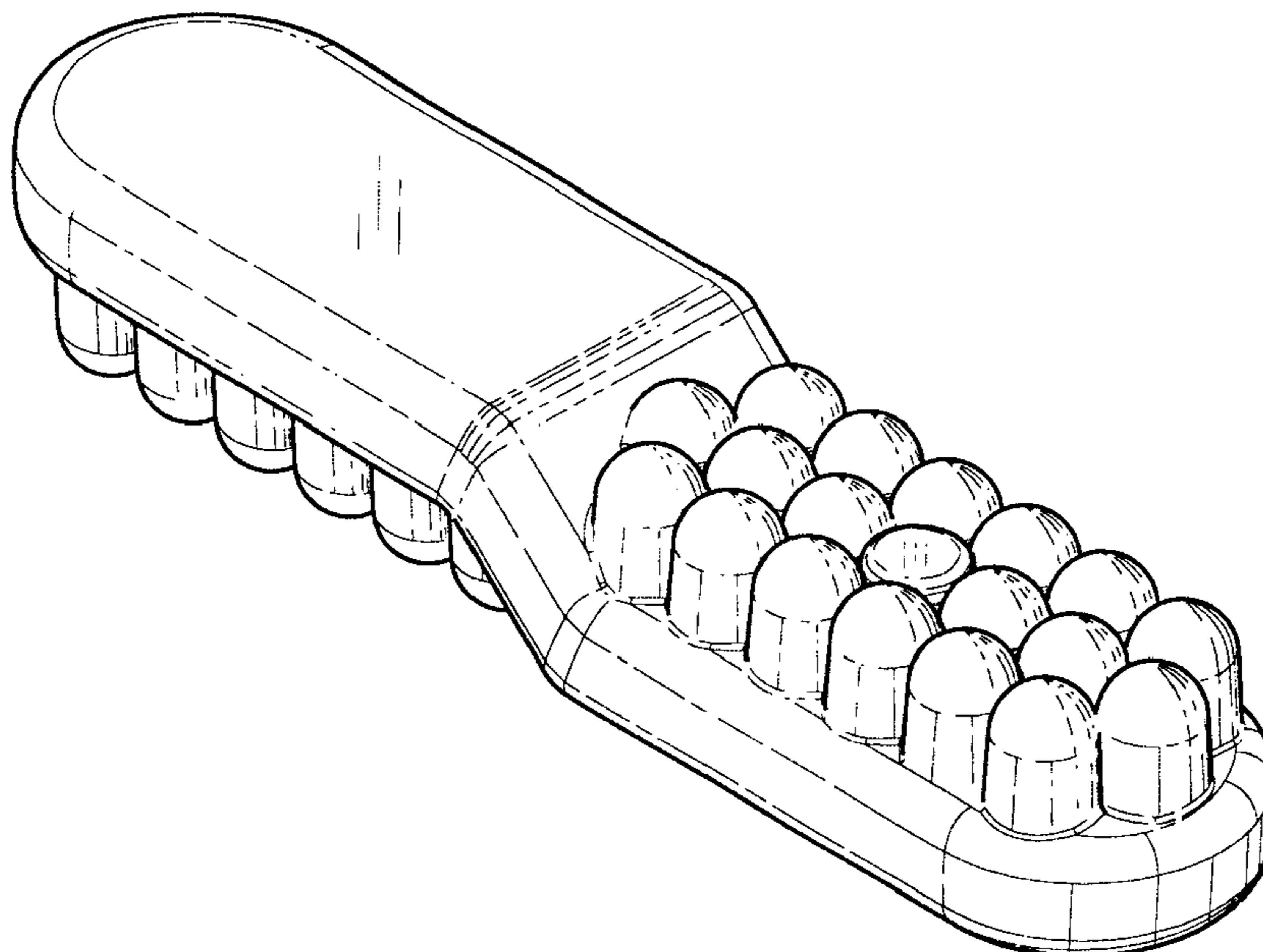
(57) **CLAIM**

The ornamental design for a pet food supplement, as shown and described.

DESCRIPTION

FIG. 1 is a perspective view of a pet food supplement ornamentation showing our new design; FIG. 2 is a back perspective view of the pet food supplement ornamentation showing our new design; FIG. 3 is a front view thereof; FIG. 4 is a back side view thereof; FIG. 5 is a right side view thereof; FIG. 6 is a top view thereof; and, FIG. 7 is a bottom view thereof.

1 Claim, 3 Drawing Sheets



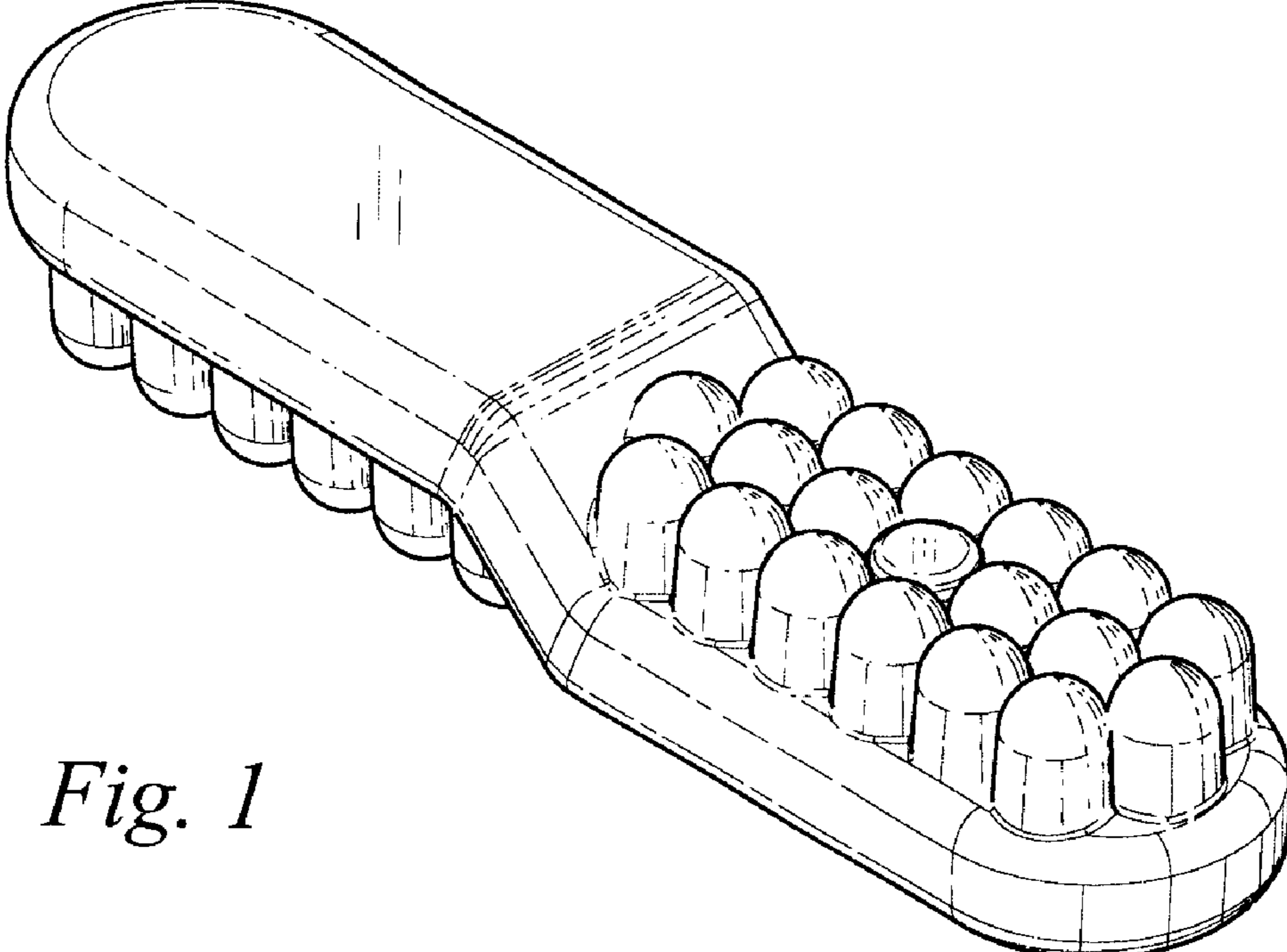


Fig. 1

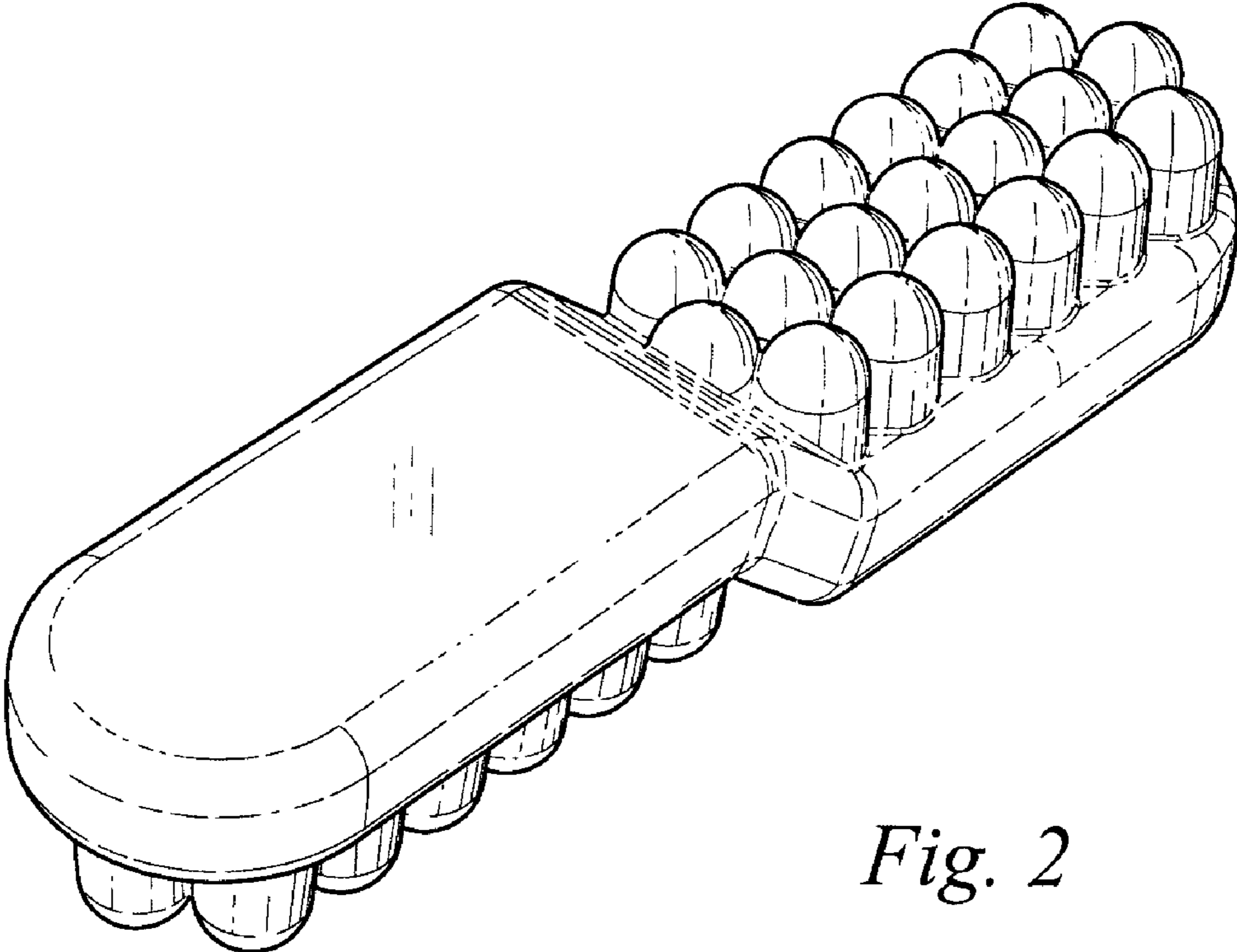


Fig. 2

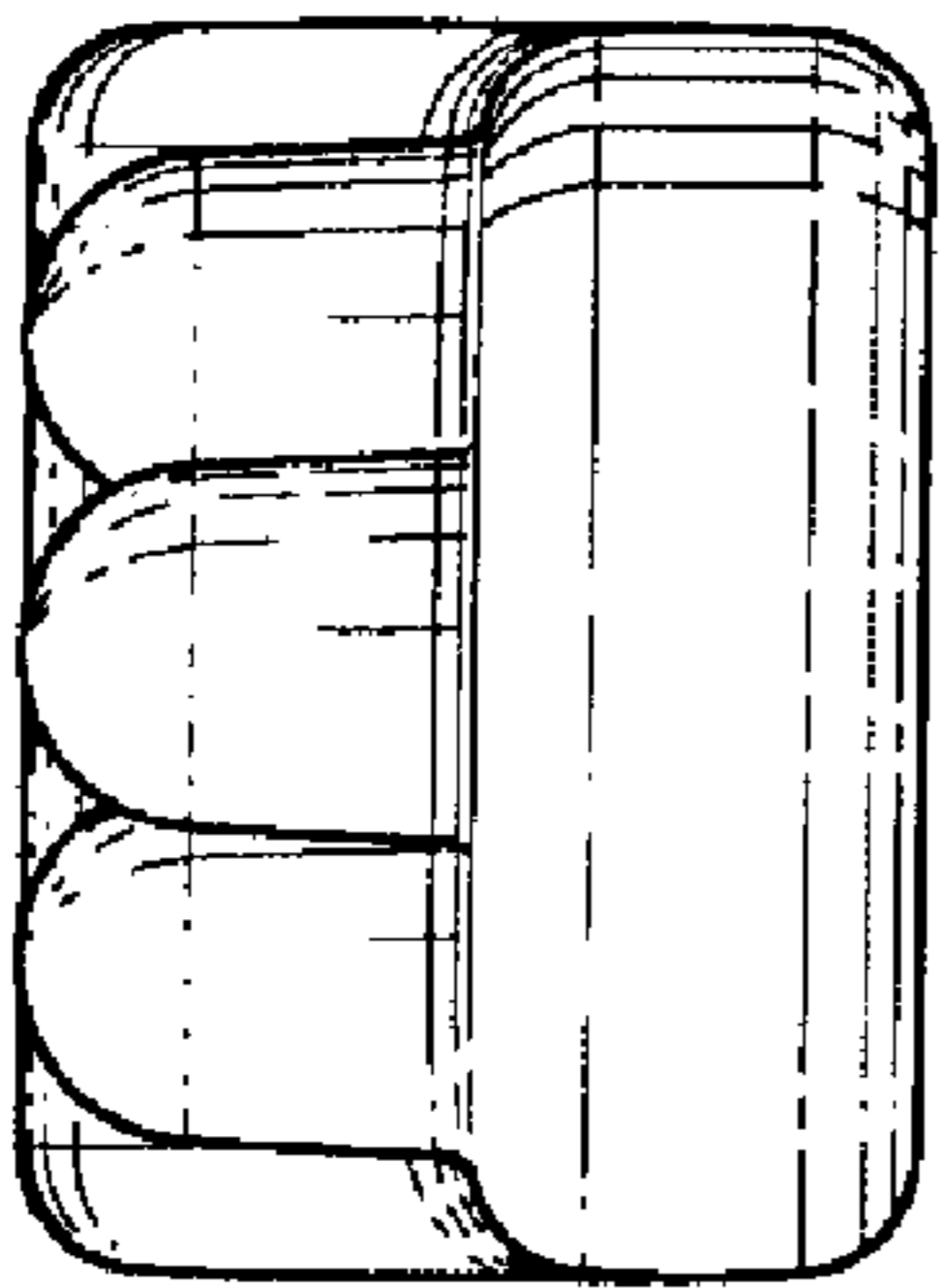


Fig. 3

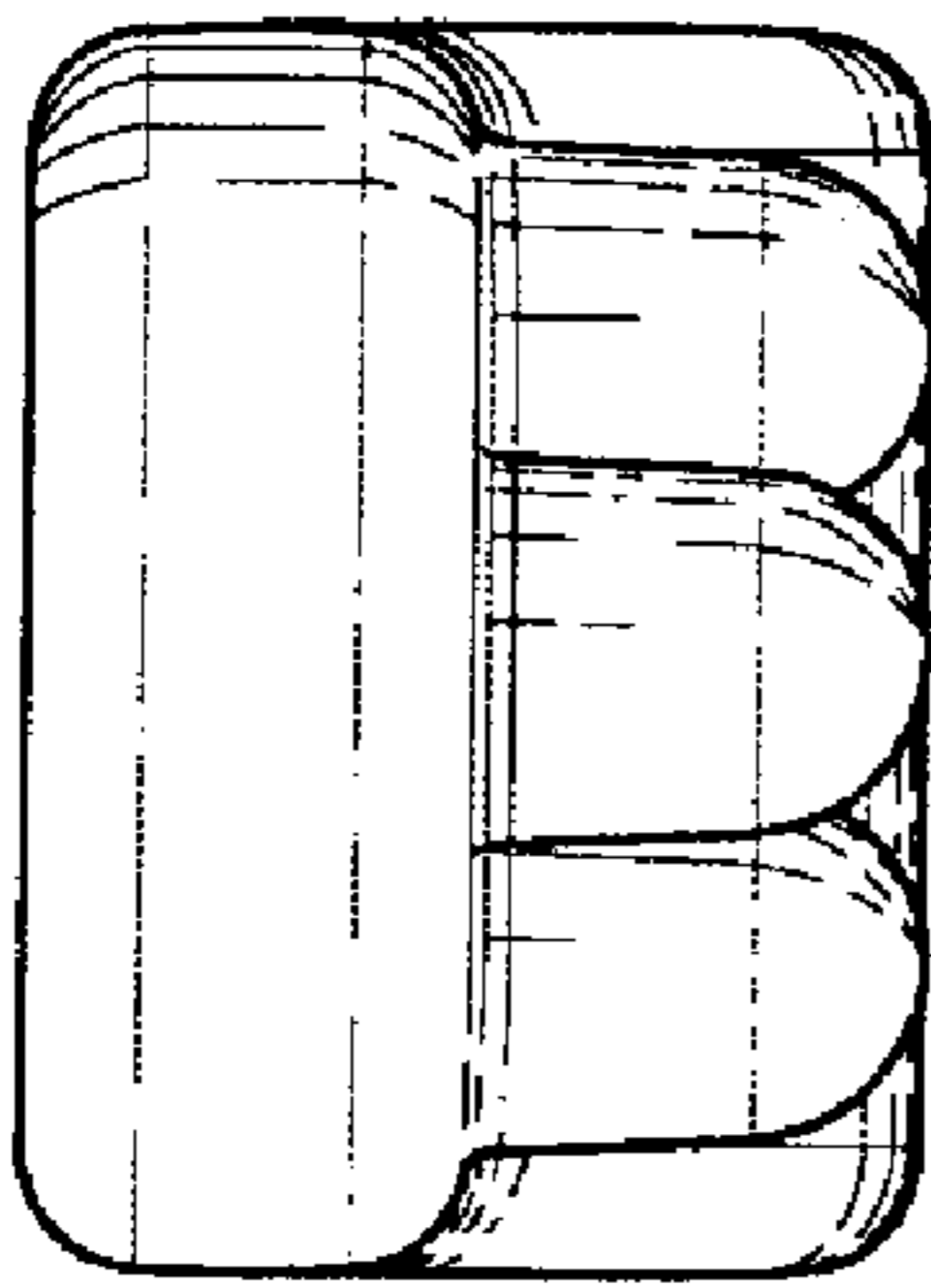


Fig. 4

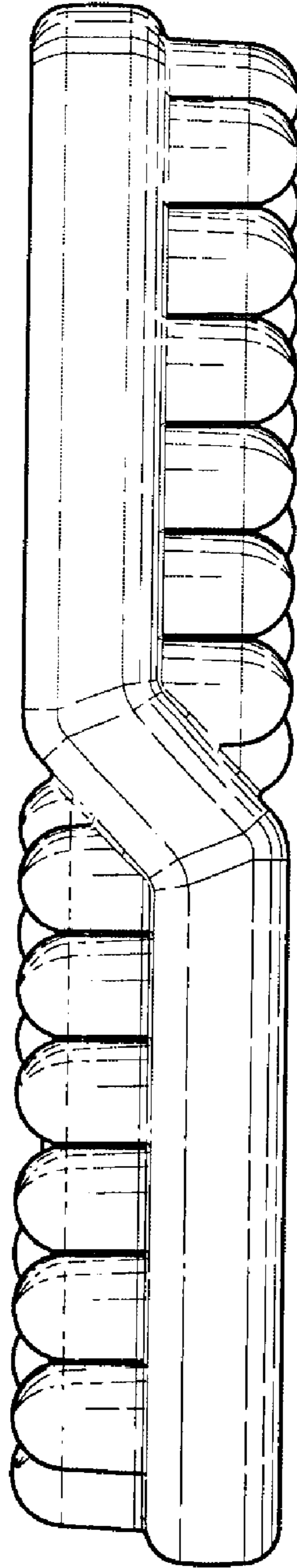


Fig. 5




Fig. 6

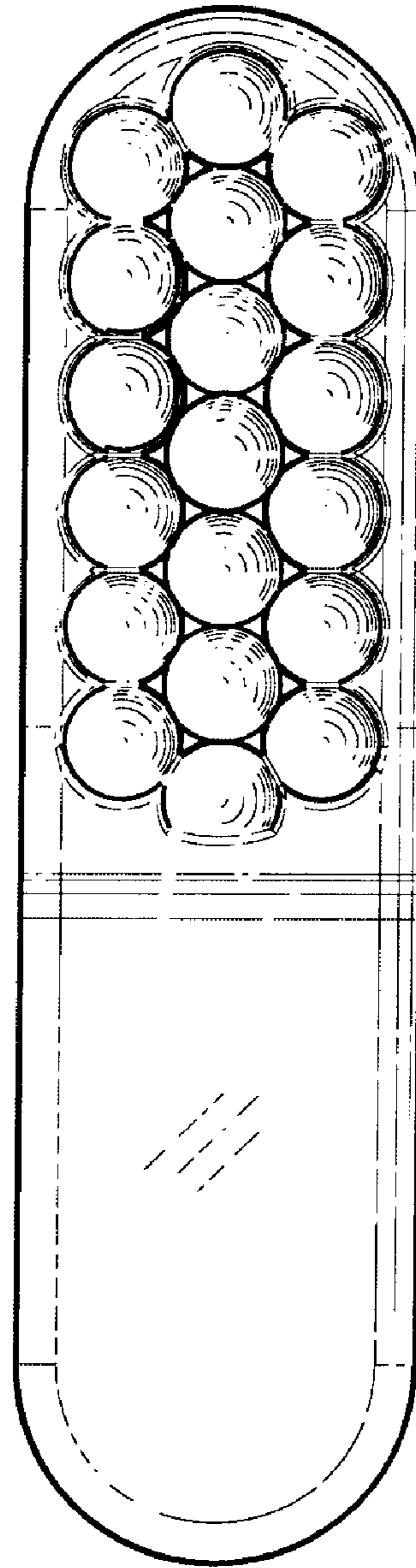


Fig. 7