

US00D528732S

(12) **United States Design Patent**
Hubbard et al.

(10) **Patent No.:** **US D528,732 S**

(45) **Date of Patent:** **** Sep. 19, 2006**

(54) **PLASTIC SHOPPING CART BASKET**

5,947,313 A 9/1999 Kern et al.
D426,365 S 6/2000 Rehrig et al.

(75) Inventors: **Larry S. Hubbard**, Hastings, MI (US);
Verlyn C. Ruger, Bellevue, MI (US)

OTHER PUBLICATIONS

(73) Assignee: **United Steel & Wire Company**, Battle
Creek, MI (US)

United Steel & Wire Company, Brochure re Spectrum™ 330
Shopping Cart, date unknown, 2 pages (front-to-back).
United Steel & Wire Company, Photograph of Spectrum#
330 Shopping Cart basket, date unknown, 1 page.

(**) Term: **14 Years**

* cited by examiner

(21) Appl. No.: **29/219,887**

Primary Examiner—Freda Nunn

(22) Filed: **Dec. 22, 2004**

Assistant Examiner—Kevin K. Rudzinski

(51) **LOC (8) Cl.** **12-02**

(52) **U.S. Cl.** **D34/27**

(58) **Field of Classification Search** D34/12-27;

280/33.991, 33.992, 33.993, 33.996, 33.997,

280/33.998, 79.3, 47.26; 220/668, 676; 211/12,

211/85.8, 71.01; 224/409, 411, 518

See application file for complete search history.

(74) *Attorney, Agent, or Firm*—Fynn, Thiel, Boutell &
Tanis, P.C.

(57) **CLAIM**

The ornamental design for a plastic shopping cart basket, as
shown and described.

DESCRIPTION

FIG. 1 is a top perspective view of the plastic shopping cart
basket showing our design.

FIG. 2 is a right side elevational view thereof, the left side
being identical thereto.

FIG. 3 is a front elevational view thereof.

FIG. 4 is a top view thereof; and,

FIG. 5 is an elevational view showing the curved corner
which joins the front and left sides, the curved corner joining
the front and right sides being identical thereto.

(56) **References Cited**

U.S. PATENT DOCUMENTS

D155,971 S	*	11/1949	Concklin	D34/17
D247,953 S		5/1978	Rehrig		
4,632,411 A	*	12/1986	Badger	280/33.991
4,650,199 A	*	3/1987	Rehrig	280/33.997
D294,419 S	*	2/1988	Rehrig	D34/17
D296,259 S	*	6/1988	Rehrig	D34/27
D317,219 S		5/1991	Rehrig		
D400,679 S		11/1998	Kern et al.		

1 Claim, 5 Drawing Sheets






FIG. 1

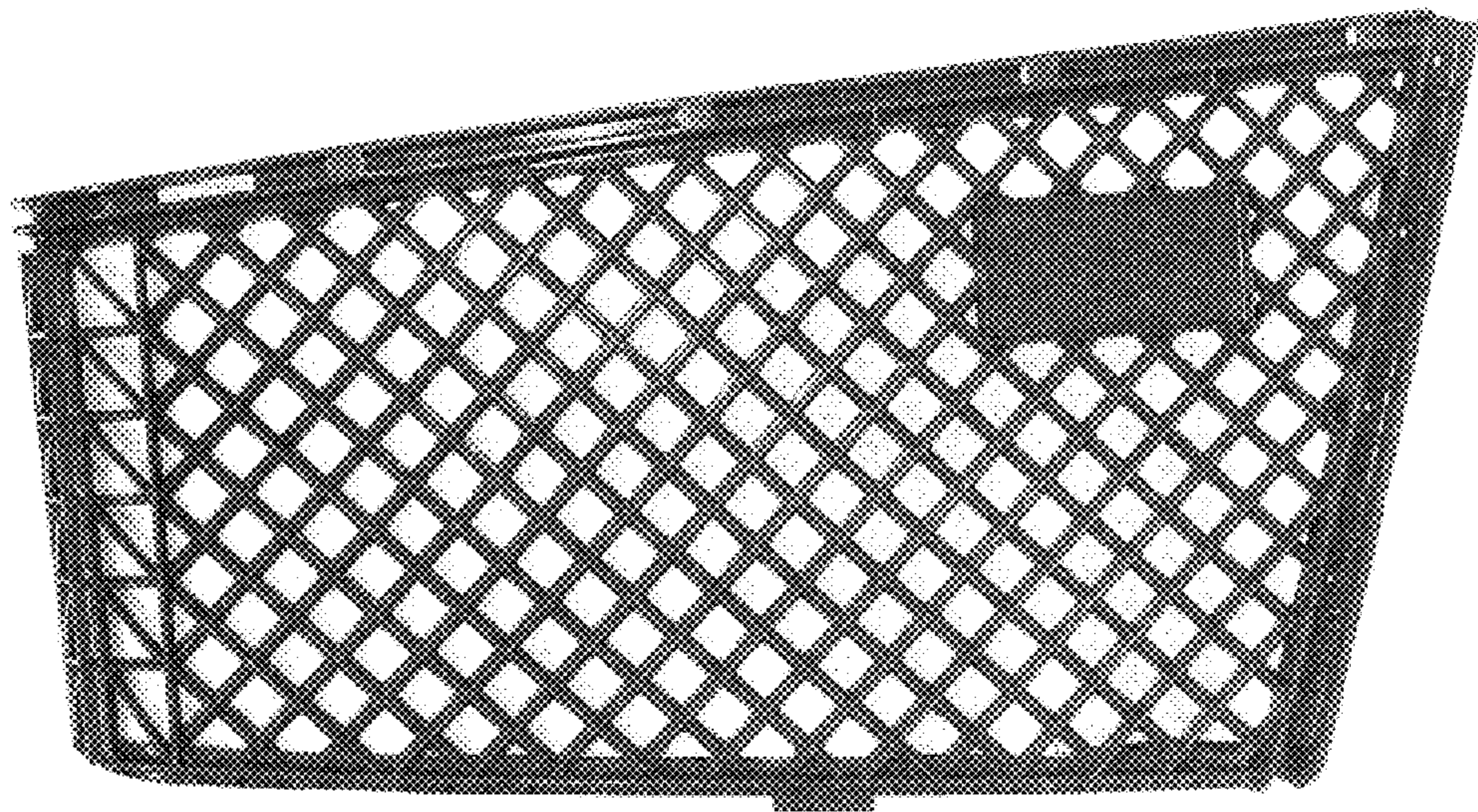


FIG. 2




FIG. 3




FIG. 4




FIG. 5