



US00D528710S

(12) **United States Design Patent**
Oblack

(10) **Patent No.:** **US D528,710 S**

(45) **Date of Patent:** **** *Sep. 19, 2006**

(54) **SOCCER BALL FETCH TOY**

(76) Inventor: **Mark Oblack**, 18630 80th Ct. S., Kent, WA (US) 98032

(*) Notice: This patent is subject to a terminal disclaimer.

(**) Term: **14 Years**

(21) Appl. No.: **29/225,216**

(22) Filed: **Mar. 9, 2005**

(51) **LOC (8) Cl.** **30-99**

(52) **U.S. Cl.** **D30/160**

(58) **Field of Classification Search** D30/160;
D1/106, 125-128, 199; D21/406-408, 476,
D21/483, 662, 681-682, 685, 707, 713, 708,
D21/711, 714, 623; D24/211-212; 119/702-703,
119/706-711; 473/575-576, 579-580, 596;
601/118, 120-121

See application file for complete search history.

(56) **References Cited**

U.S. PATENT DOCUMENTS

1,730,177	A	*	10/1929	Van Cleave	434/98
D130,124	S	*	10/1941	Hart	D21/400
2,960,794	A	*	11/1960	Johns	D21/714
D203,999	S	*	3/1966	Von Schenk	D21/621
3,785,643	A	*	1/1974	Rich	473/575
D232,747	S	*	9/1974	Sharp	D21/623
4,133,533	A	*	1/1979	Doyle	473/580
4,294,447	A	*	10/1981	Clark	473/575
4,321,888	A	*	3/1982	Topliffe	119/709
4,519,613	A	*	5/1985	Martin	473/579
D297,852	S	*	9/1988	Gullickson	D21/623
5,045,014	A	*	9/1991	Harkins	D30/160

D340,073	S	*	10/1993	Turner	D21/707
D354,371	S	*	1/1995	Wood	D21/713
D357,500	S	*	4/1995	Mutterperl	D21/713
5,522,599	A	*	6/1996	Kim	473/579
5,522,757	A	*	6/1996	Ostrowski	473/576
5,813,931	A	*	9/1998	Gormley	473/575
6,171,200	B1	*	1/2001	Camp	473/576
D452,286	S	*	12/2001	Amason	D21/714
D458,321	S	*	6/2002	Cash	D21/627
6,609,944	B1	*	8/2003	Viola	119/707
6,705,960	B1	*	3/2004	Gormley	473/575
D495,261	S	*	8/2004	Wagner	D10/62
D500,901	S	*	1/2005	Crane	D30/160
D500,902	S	*	1/2005	Crane et al.	D30/160

OTHER PUBLICATIONS

U.S. Appl. No. 10/785,781, filed Feb. 23, 2004, Mark Oblack, Figs. 16, 17.

* cited by examiner

Primary Examiner—Cathy Anne MacCormac

(74) *Attorney, Agent, or Firm*—Kathleen T. Petrich

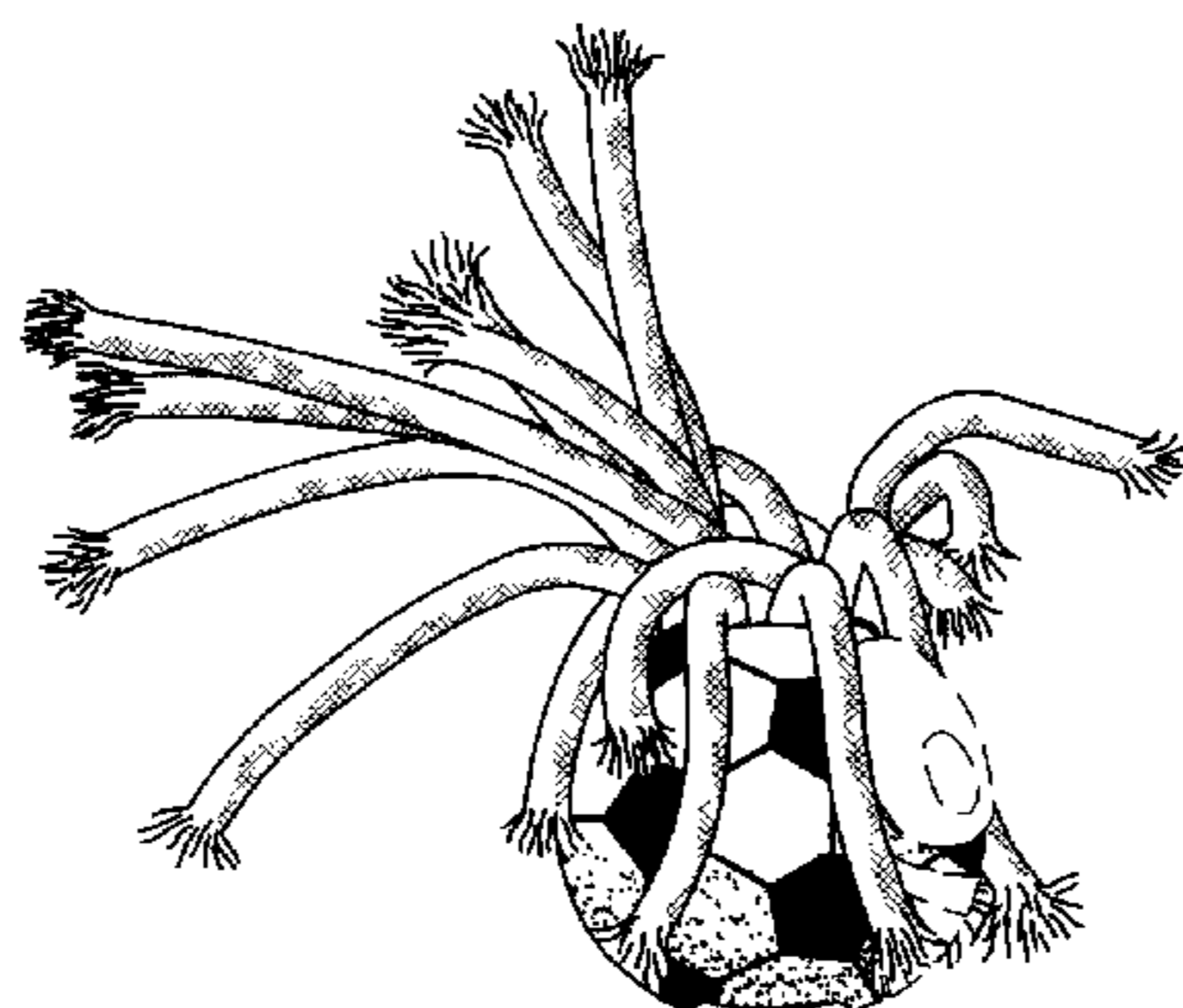

(57) **CLAIM**

I claim the original design for a soccer ball fetch toy, as shown and described.

DESCRIPTION

FIG. 1 is a front view of the invention; FIG. 2 is a back view thereof; FIG. 3 is a right side view thereof; FIG. 4 is a left side view thereof; FIG. 5 is a top plan view thereof; and, FIG. 6 is a bottom plan view thereof. The broken lines are for illustrative purposes only and form no part of the claimed design.

1 Claim, 3 Drawing Sheets



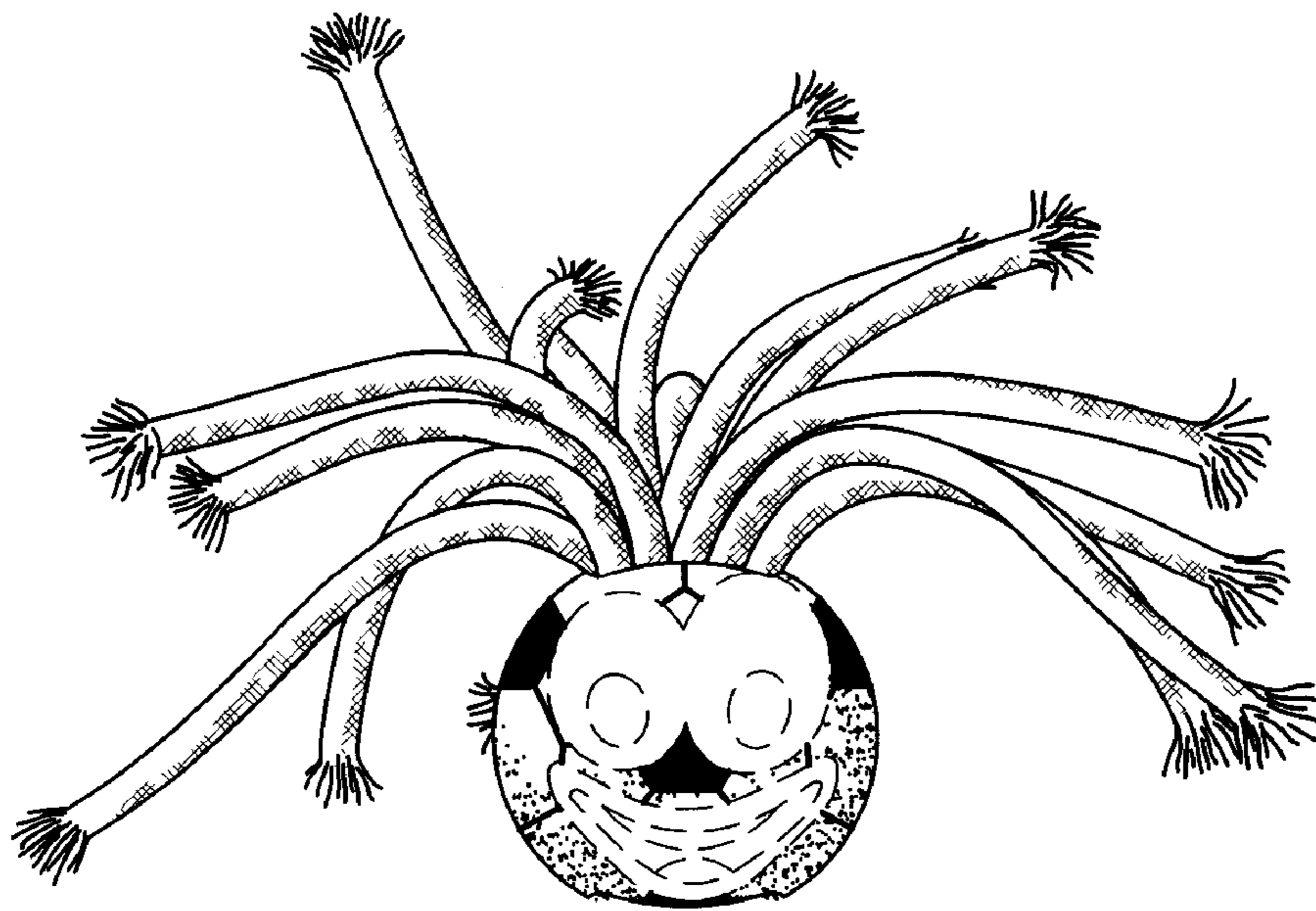


Fig. 1




Fig. 2

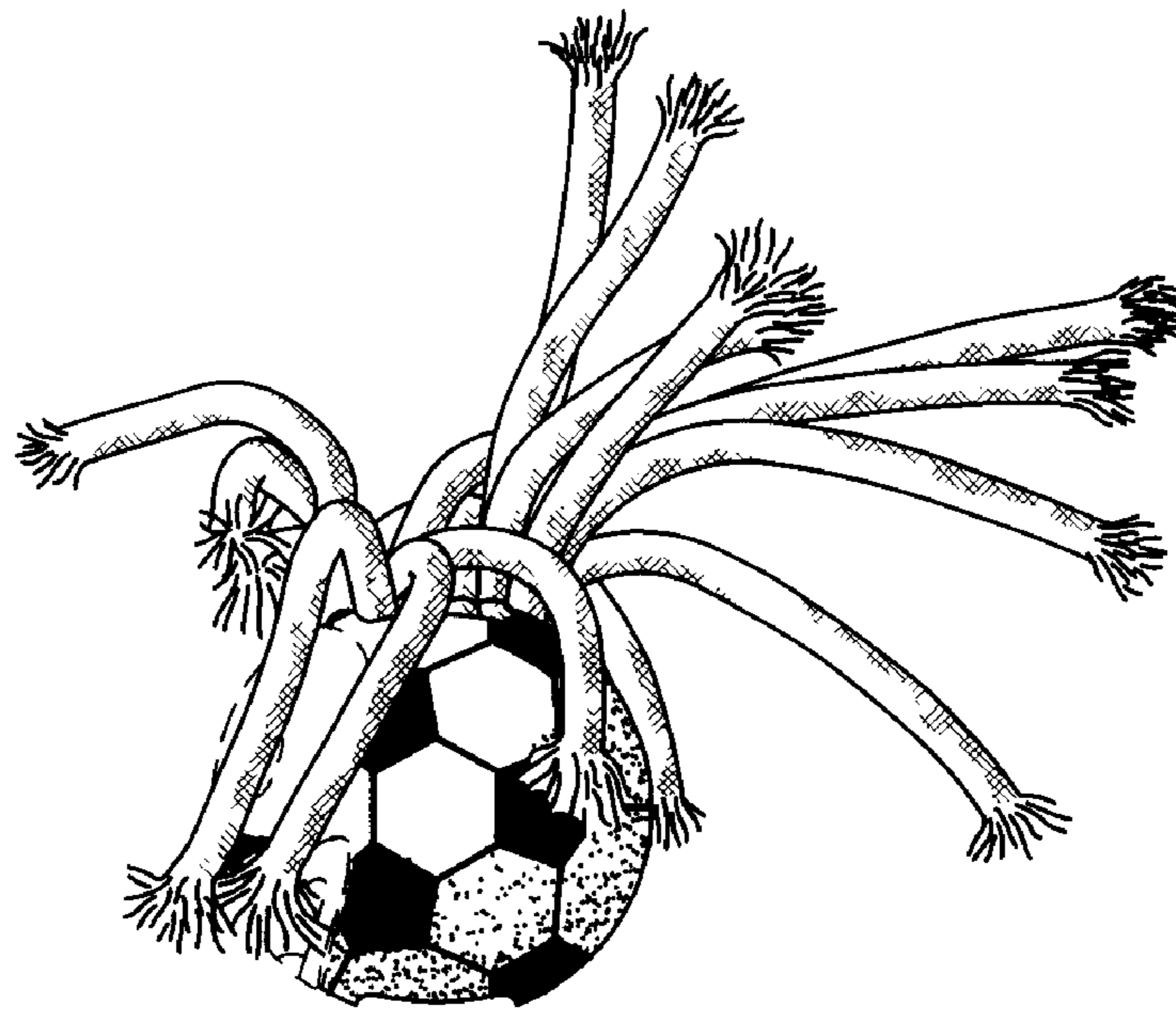


Fig. 3



Fig. 4

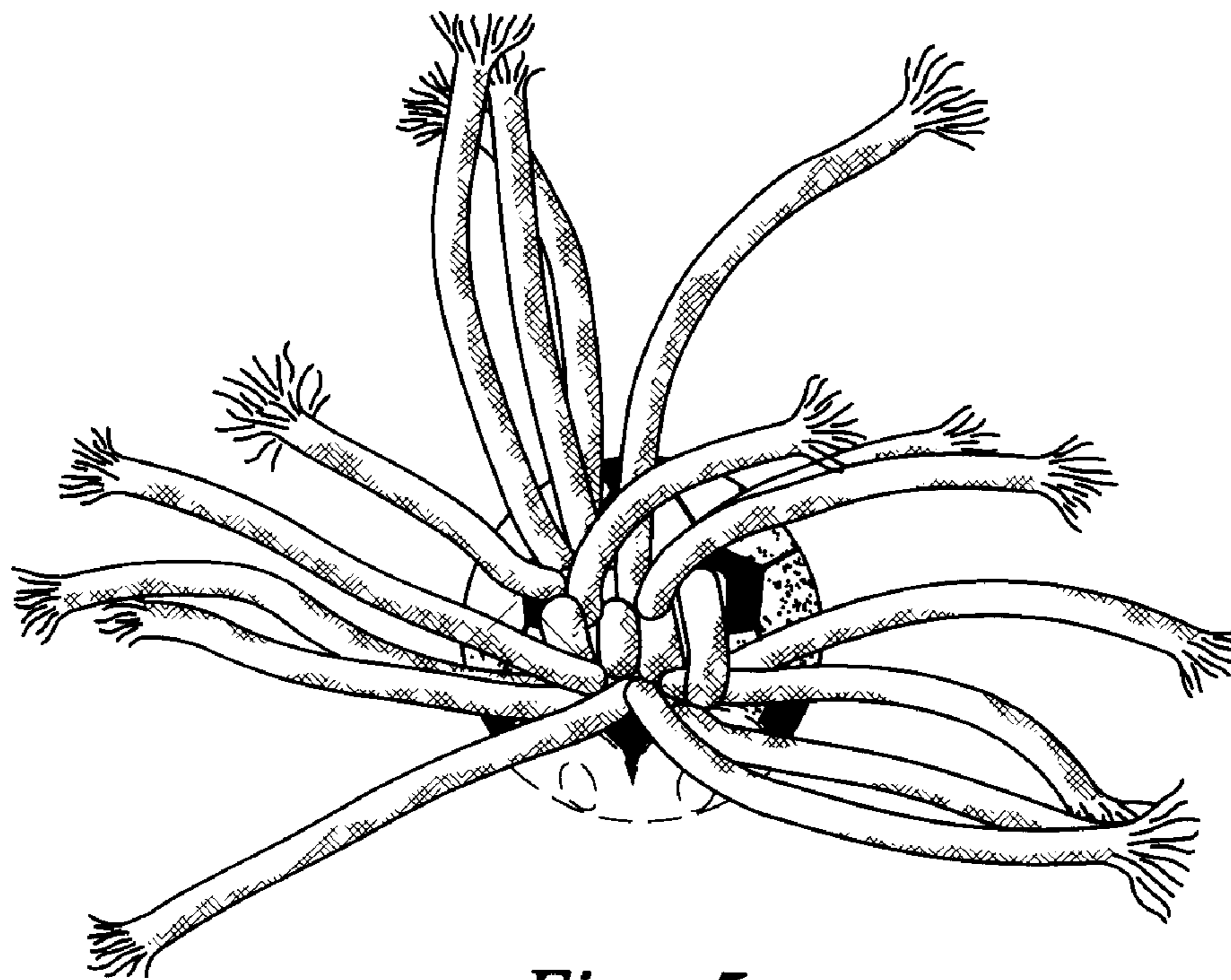


Fig. 5

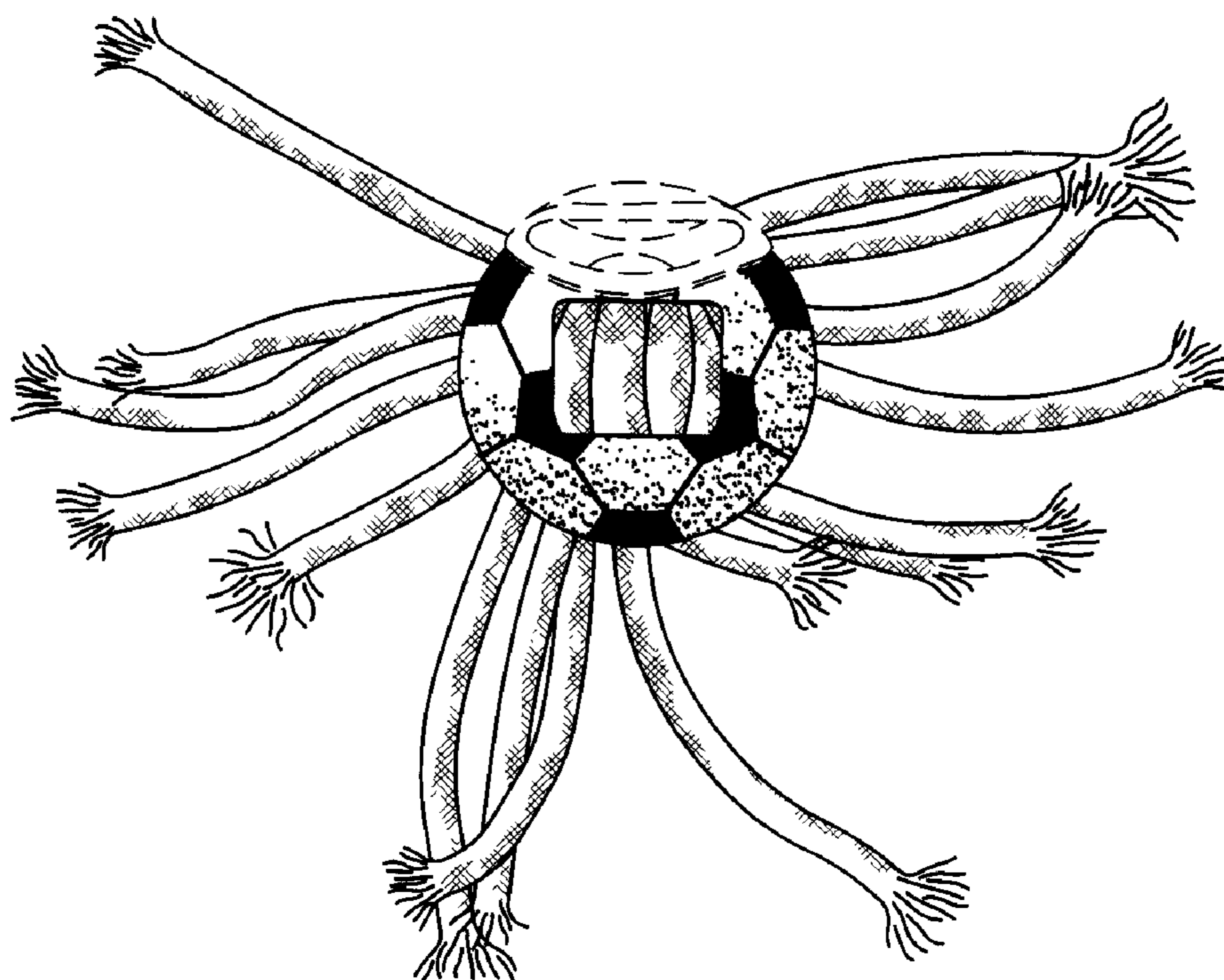


Fig. 6