



US00D528709S

(12) **United States Design Patent**
Nazimek

(10) **Patent No.:** **US D528,709 S**

(45) **Date of Patent:** **** *Sep. 19, 2006**

(54) **PET TOY**

(76) **Inventor:** **Jill Nazimek**, 200 Skyline Dr., Golden, CO (US) 80403

(*) **Notice:** This patent is subject to a terminal disclaimer.

(**) **Term:** **14 Years**

(21) **Appl. No.:** **29/203,672**

(22) **Filed:** **Apr. 19, 2004**

(51) **LOC (8) Cl.** **30-99**

(52) **U.S. Cl.** **D30/160**

(58) **Field of Classification Search** D30/160, D30/199; D3/202, 226, 243, 246; D6/575, D6/596; D7/601, 605; D21/405-406, 408, D21/443, 474-476, 478-479, 483, 532, 662, D21/681-682, 707, 711, 713; D24/193-195, D24/211-213; 119/702, 706-712, 719; 601/118-120, 601/131, 139; 606/234, 236

See application file for complete search history.

(56) **References Cited**

U.S. PATENT DOCUMENTS

3,184,121	A	*	5/1965	Volckening	222/213
D244,041	S	*	4/1977	Stewart	D30/199
D248,336	S	*	6/1978	Fink	D3/230
4,182,336	A	*	1/1980	Black	604/385.13
D272,867	S	*	3/1984	Gwaltney et al.	D3/319
5,287,960	A	*	2/1994	Kalb et al.	206/210
D360,712	S	*	7/1995	Bush	D30/160

5,620,429	A	*	4/1997	Al-Saleh	604/385.19
5,647,480	A	*	7/1997	Insley et al.	206/204
5,682,838	A	*	11/1997	Reich	119/711
5,706,762	A	*	1/1998	Dokken	119/712
D407,209	S	*	3/1999	Brown et al.	D3/202
D418,638	S	*	1/2000	Arnold	D30/160
6,014,950	A	*	1/2000	Rogers	119/710
D423,152	S	*	4/2000	Kelly	D30/160
6,517,877	B1	*	2/2003	Gannon	426/94
D473,374	S	*	4/2003	Vazquez	D3/244
D485,399	S	*	1/2004	Nazimek	D30/160
6,681,721	B1	*	1/2004	Buschy	119/709
D505,861	S	*	6/2005	Risgalla	D9/696

* cited by examiner

Primary Examiner—Cathy Anne MacCormac

(74) *Attorney, Agent, or Firm*—Mark Levy & Associates, PLLC

(57) **CLAIM**

The ornamental design for a pet toy, as shown and described.

DESCRIPTION

FIG. 1 is a perspective view of the pet toy of the present invention;

FIG. 2 is a front view thereof;

FIG. 3 is a rear view thereof;

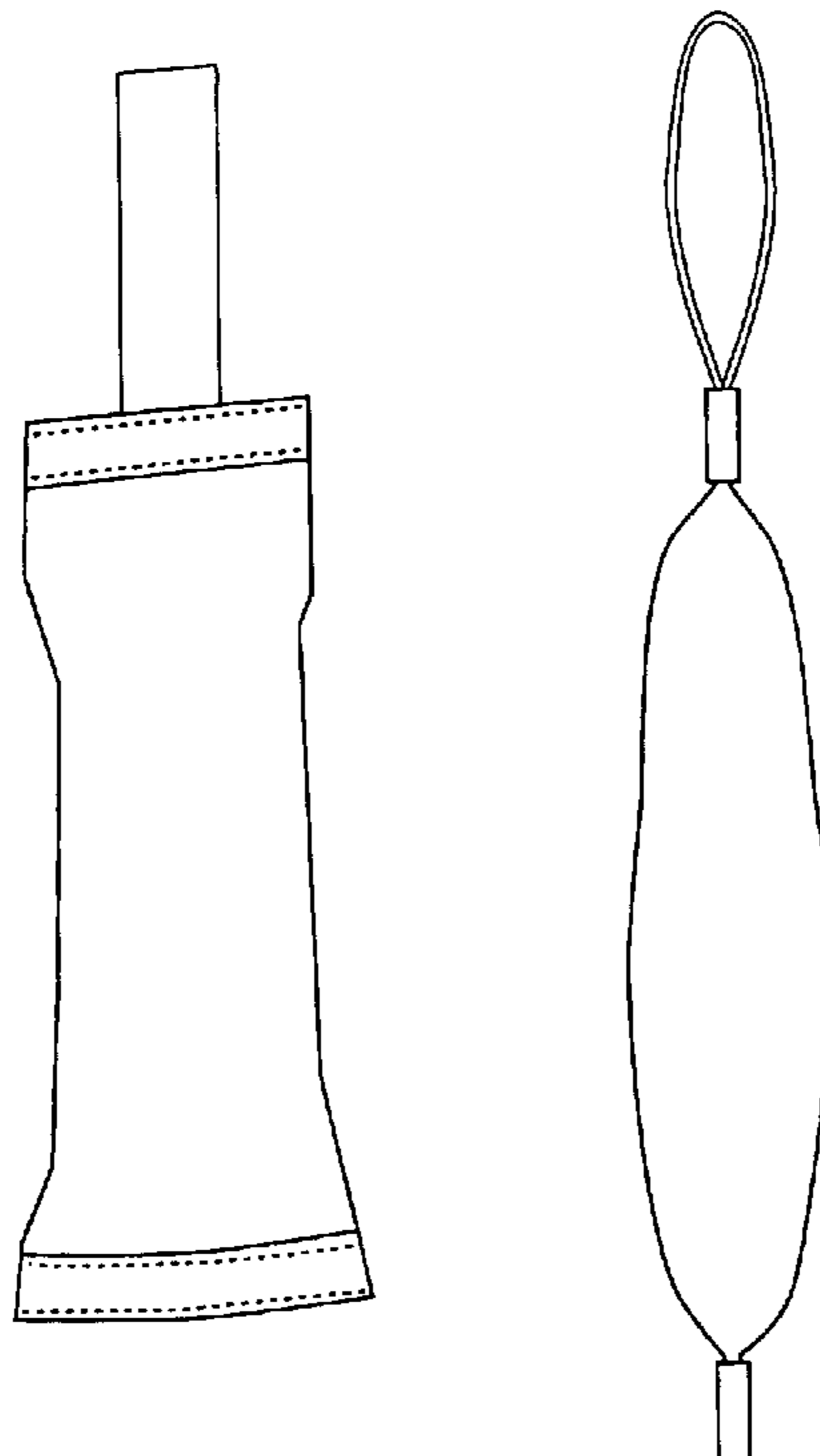
FIG. 4 is a right side view thereof;

FIG. 5 is a left side view thereof;

FIG. 6 is a top view thereof; and,

FIG. 7 is a bottom plan view thereof.

1 Claim, 4 Drawing Sheets



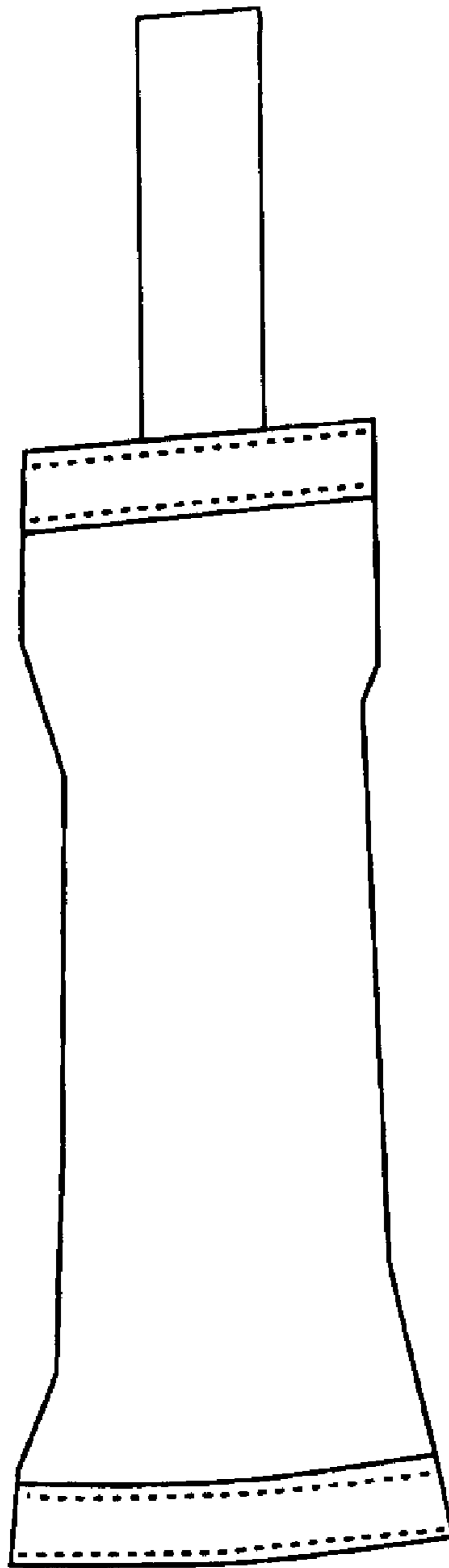


Fig. 1




Fig. 2




Fig. 3

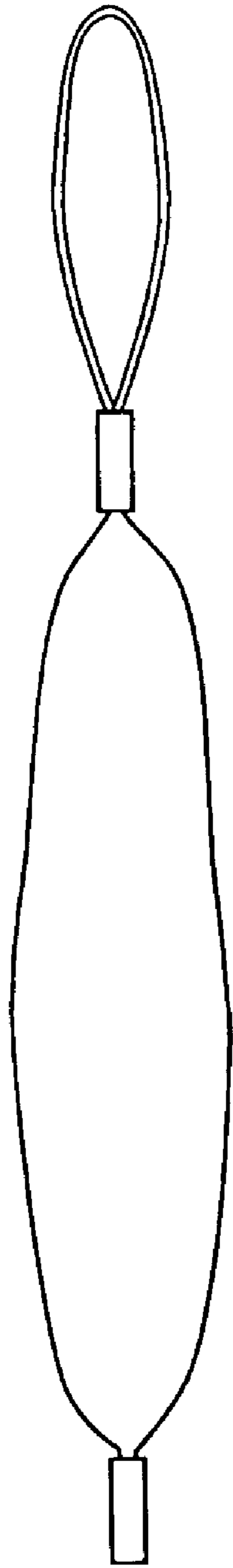


Fig. 4




Fig. 5

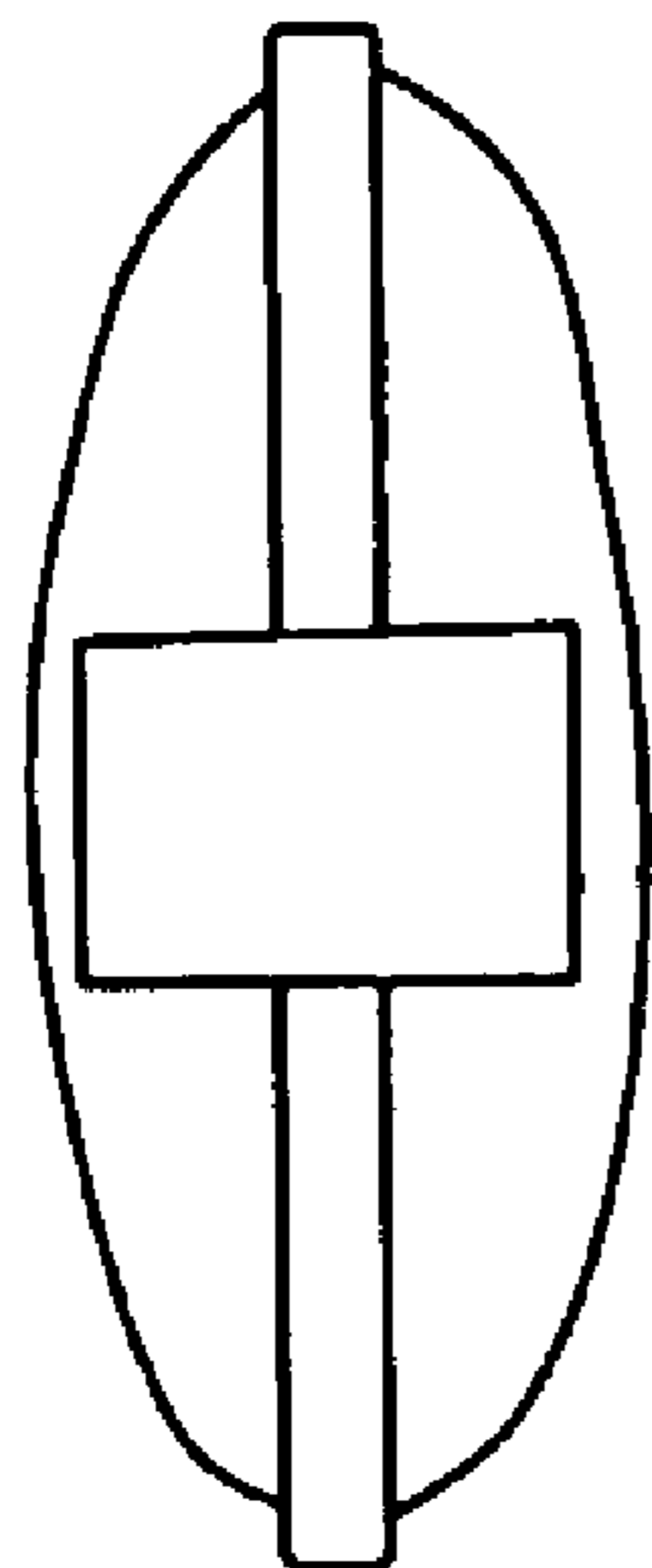


Fig. 6

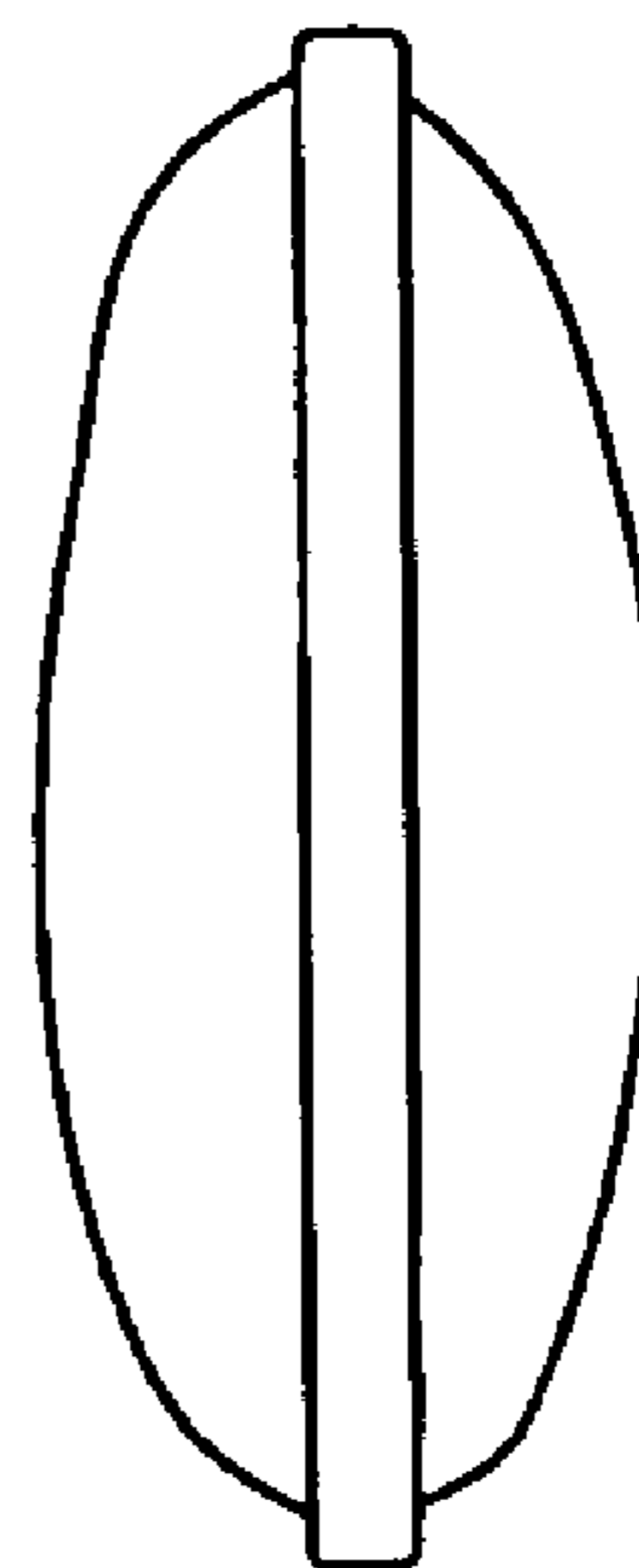


Fig. 7