



US00D528707S

(12) **United States Design Patent**
Deioma

(10) **Patent No.:** **US D528,707 S**

(45) **Date of Patent:** **** Sep. 19, 2006**

(54) **PET BED**

(76) **Inventor:** **David M. Deioma**, 7945 Scriver Ct.,
Cotati, CA (US) 94931

(**) **Term:** **14 Years**

(21) **Appl. No.:** **29/228,119**

(22) **Filed:** **Apr. 20, 2005**

(51) **LOC (8) Cl.** **30-06**

(52) **U.S. Cl.** **D30/118; 6/601**

(58) **Field of Classification Search** D30/118,
D30/108-109, 129-130, 161; D6/382, 388,
D6/383, 395, 505-508, 595-596, 598, 601,
D6/604; D11/32, 53-54, 101-102, 128, 160;
5/617, 622, 636-637, 655, 907; 119/28.5,
119/162, 168, 496-498; D7/564

See application file for complete search history.

(56) **References Cited**

U.S. PATENT DOCUMENTS

33,385	A	*	10/1861	Frodsham et al.	D6/596
2,013,481	A	*	9/1935	Stonehill	D6/596
2,556,629	A	*	6/1951	O'Brien	5/638
D204,737	S	*	5/1966	Draheim	D6/382
D212,149	S	*	9/1968	Tuvert	D6/596
4,286,344	A	*	9/1981	Ikeda	5/717
4,876,755	A	*	10/1989	Parrish	5/636
D309,169	S	*	7/1990	Scheurer	D6/382
D312,372	S	*	11/1990	Rutherford	D6/601
5,266,378	A	*	11/1993	Stephenson et al.	428/156
5,272,780	A	*	12/1993	Clute	5/655
D343,756	S	*	2/1994	Sher	D6/601

D353,494	S	*	12/1994	Beger	D30/118
5,910,080	A	*	6/1999	Selton	5/652
D422,829	S	*	4/2000	Kritzinger	D6/595
6,097,294	A	*	8/2000	Hilton	5/655
D430,627	S	*	9/2000	Bergman	D6/582
D435,187	S	*	12/2000	Giulian	D6/601
D446,675	S	*	8/2001	Straub	D6/601
6,292,964	B1	*	9/2001	Rose et al.	5/655
D453,765	S	*	2/2002	Lewtan	D14/459
6,877,176	B1	*	4/2005	Houghteling	5/655
2002/0108578	A1	*	8/2002	Kostial	119/28.5

* cited by examiner

Primary Examiner—Cathy Anne MacCormac

(74) *Attorney, Agent, or Firm*—Pearne & Gordon LLP



(57) **CLAIM**

The ornamental design for a pet bed, as shown and described.

DESCRIPTION

FIG. 1 is a perspective view of a pet bed;
 FIG. 2 is a left side view thereof;
 FIG. 3 is a front view thereof;
 FIG. 4 is a top view thereof;
 FIG. 5 is a bottom view thereof;
 FIG. 6 is another perspective view of FIG. 1 in a folded position;
 FIG. 7 is a left side view of FIG. 6;
 FIG. 8 is a front view of FIG. 6;
 FIG. 9 is a back view of FIG. 6;
 FIG. 10 is a top view of FIG. 6; and,
 FIG. 11 is a bottom view of FIG. 6.

1 Claim, 2 Drawing Sheets






Figure 1



Figure 2




Figure 3

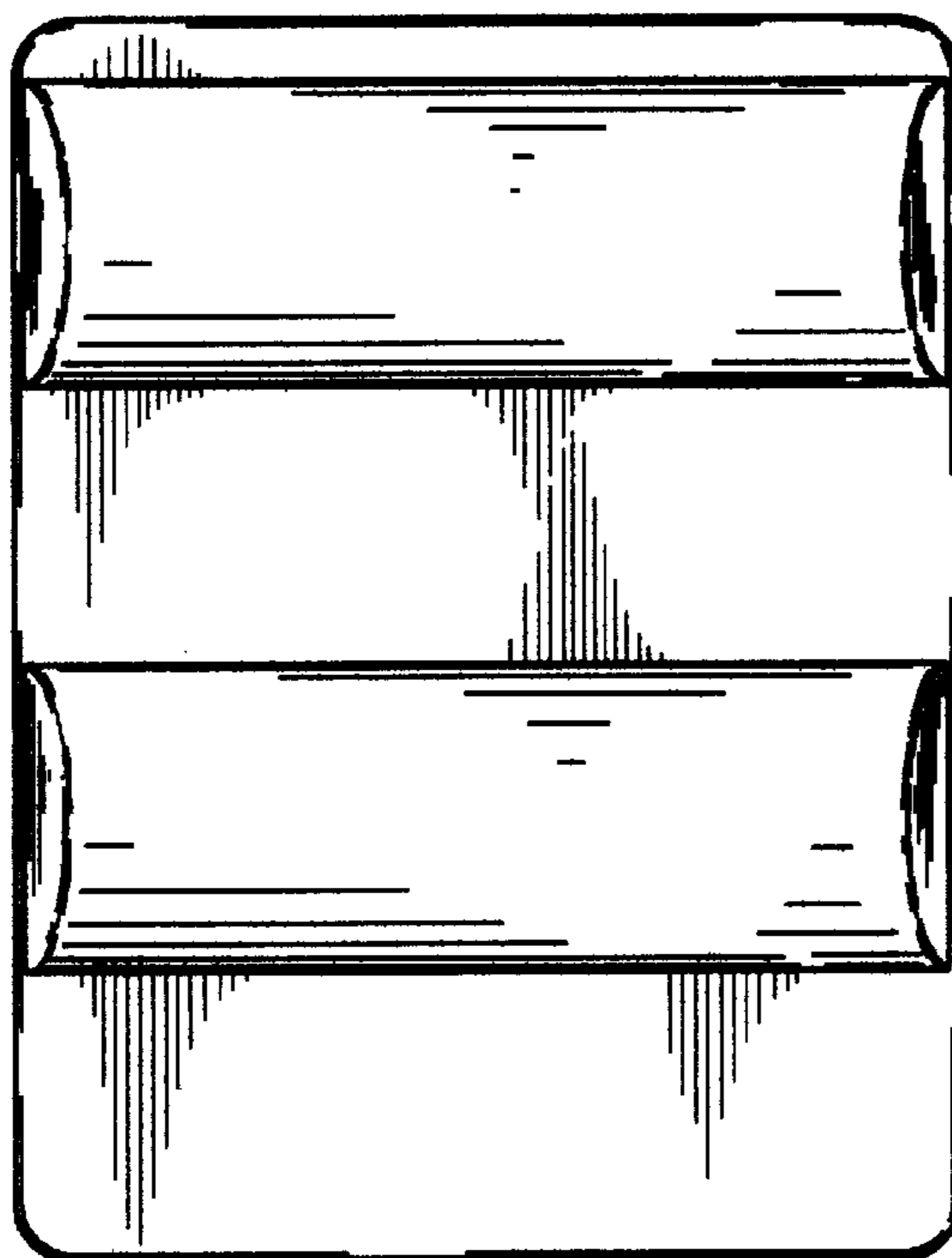


Figure 4




Figure 5




Figure 6



Figure 7




Figure 8




Figure 9




Figure 10

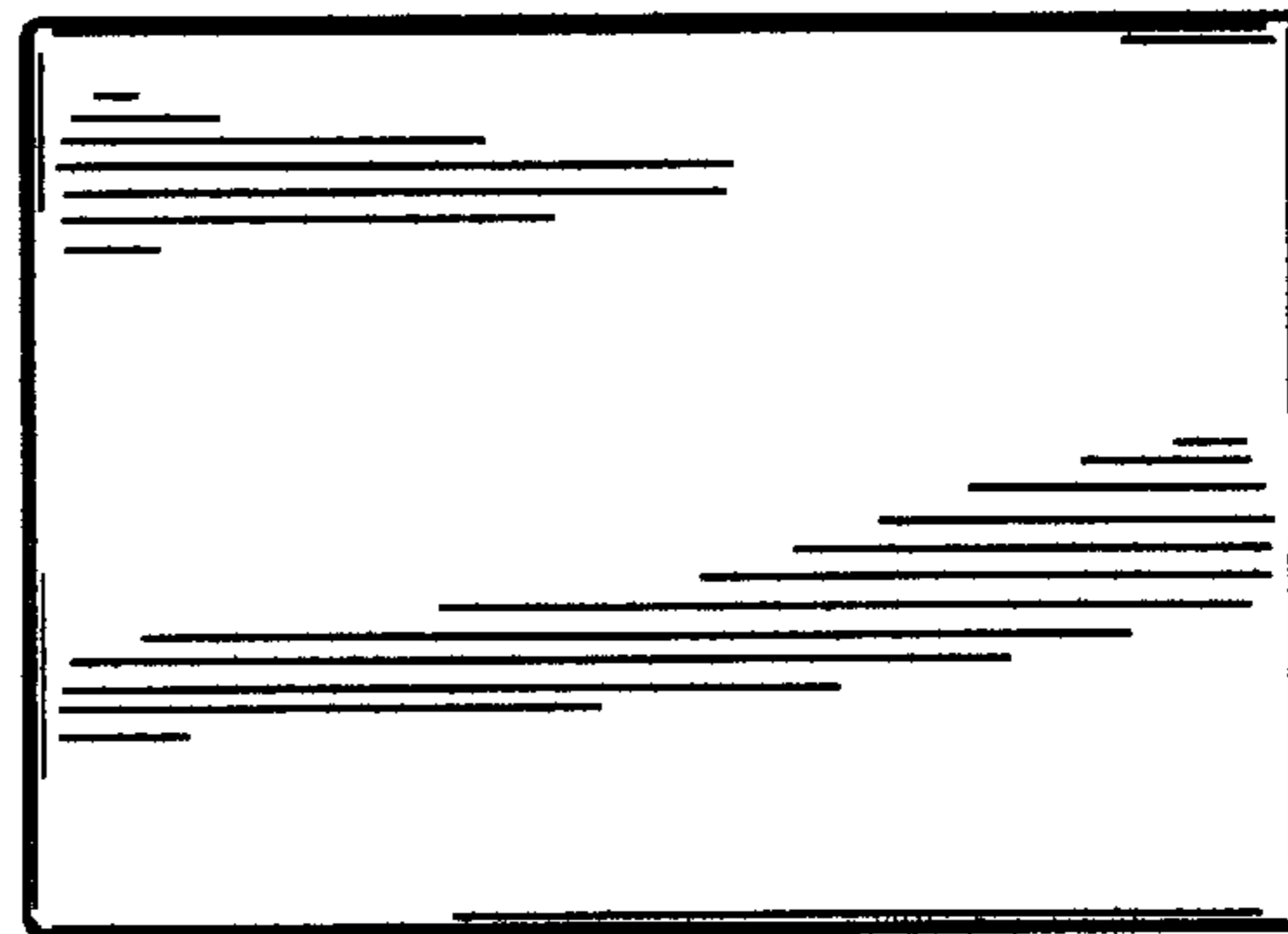


Figure 11