



US00D528703S

(12) **United States Design Patent** (10) **Patent No.:** **US D528,703 S**
Smedi (45) **Date of Patent:** **** Sep. 19, 2006**

(54) **MULTI-PURPOSE GLOVE**

(76) Inventor: **Heidi B Smedi**, 428 N. 13th St. - Apt. 5B, Philadelphia, PA (US) 19123

(**) Term: **14 Years**

(21) Appl. No.: **29/230,712**

(22) Filed: **May 26, 2005**

Related U.S. Application Data

(63) Continuation-in-part of application No. 10/438,569, filed on May 15, 2003, now abandoned.

(51) **LOC (8) Cl.** **02-06**

(52) **U.S. Cl.** **D29/117.1**

(58) **Field of Classification Search** D2/610, D2/615-623; D29/113, 117.1-119, 123; 2/16, 2/20, 59, 158, 159; D24/190; D28/63; D30/158
See application file for complete search history.

(56) **References Cited**

U.S. PATENT DOCUMENTS

D49,596 S	*	9/1916	Bolles	D2/616
D171,063 S	*	12/1953	Starek	D2/616
D267,518 S	*	1/1983	Chritton	D29/117.1
4,677,697 A		7/1987	Hayes		
4,788,733 A		12/1988	Lerner		
4,845,781 A		7/1989	Strickland		
4,937,881 A		7/1990	Heise		
5,020,159 A		6/1991	Hellickson		
D331,834 S		12/1992	Wallace		
5,186,322 A		2/1993	Harreld et al.		
D334,658 S		4/1993	Ivie		
5,357,636 A		10/1994	Dresdner, Jr. et al.		
5,438,708 A		8/1995	Jacovitz		
5,467,484 A		11/1995	Drescher		
5,685,014 A		11/1997	Dapsalmon		
5,704,670 A		1/1998	Surplus		

D393,336 S		4/1998	Zadworny, Jr.		
D422,758 S	*	4/2000	Roche	D30/158
6,142,785 A		11/2000	Williams		
D445,963 S	*	7/2001	DeRosa	D29/113
6,393,614 B1		5/2002	Eichelbaum		
6,471,518 B1		10/2002	Beattie		
D465,618 S	*	11/2002	Galloway	D29/117.1
6,511,111 B1		1/2003	Dooley		
2003/0041813 A1		3/2003	Demeur et al.		

* cited by examiner

Primary Examiner—Robert A. Delehanty

(74) *Attorney, Agent, or Firm*—Dann, Dorfman, Herrell and Skillman; Henry H. Skillman

(57) **CLAIM**

The ornamental design for a multi-purpose glove, as shown and described.

DESCRIPTION

FIG. 1 is a front view of the multi-purpose glove according to the claimed design, with broken lines forming a boundary around a first printable area containing indicia, wherein the first printable area and indicia inside the broken lines form no part of the claimed design;

FIG. 2 is a rear view of the multi-purpose glove shown in FIG. 1, with broken lines forming a boundary around a second printable area containing indicia, wherein the second printable area and indicia inside the broken lines form no part of the claimed design;

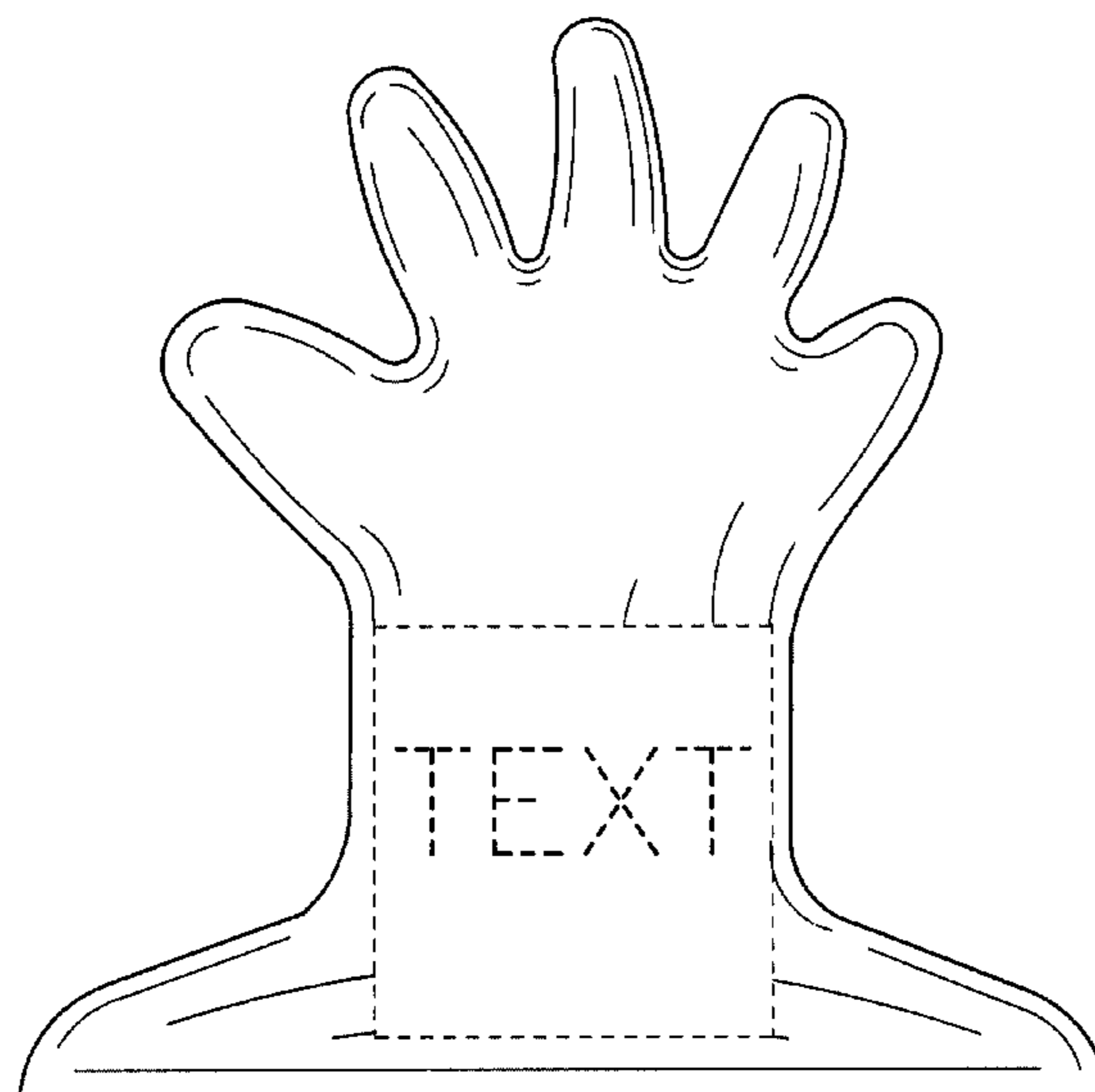
FIG. 3 is a bottom view of the multi-purpose glove shown in FIG. 1;

FIG. 4 is a top view of the multi-purpose glove shown in FIG. 1;

FIG. 5 is a right side elevational view of the multi-purpose glove shown in FIG. 1; and,

FIG. 6 is a left side elevational view of the multi-purpose glove shown in FIG. 1.

1 Claim, 4 Drawing Sheets






FIG. 1

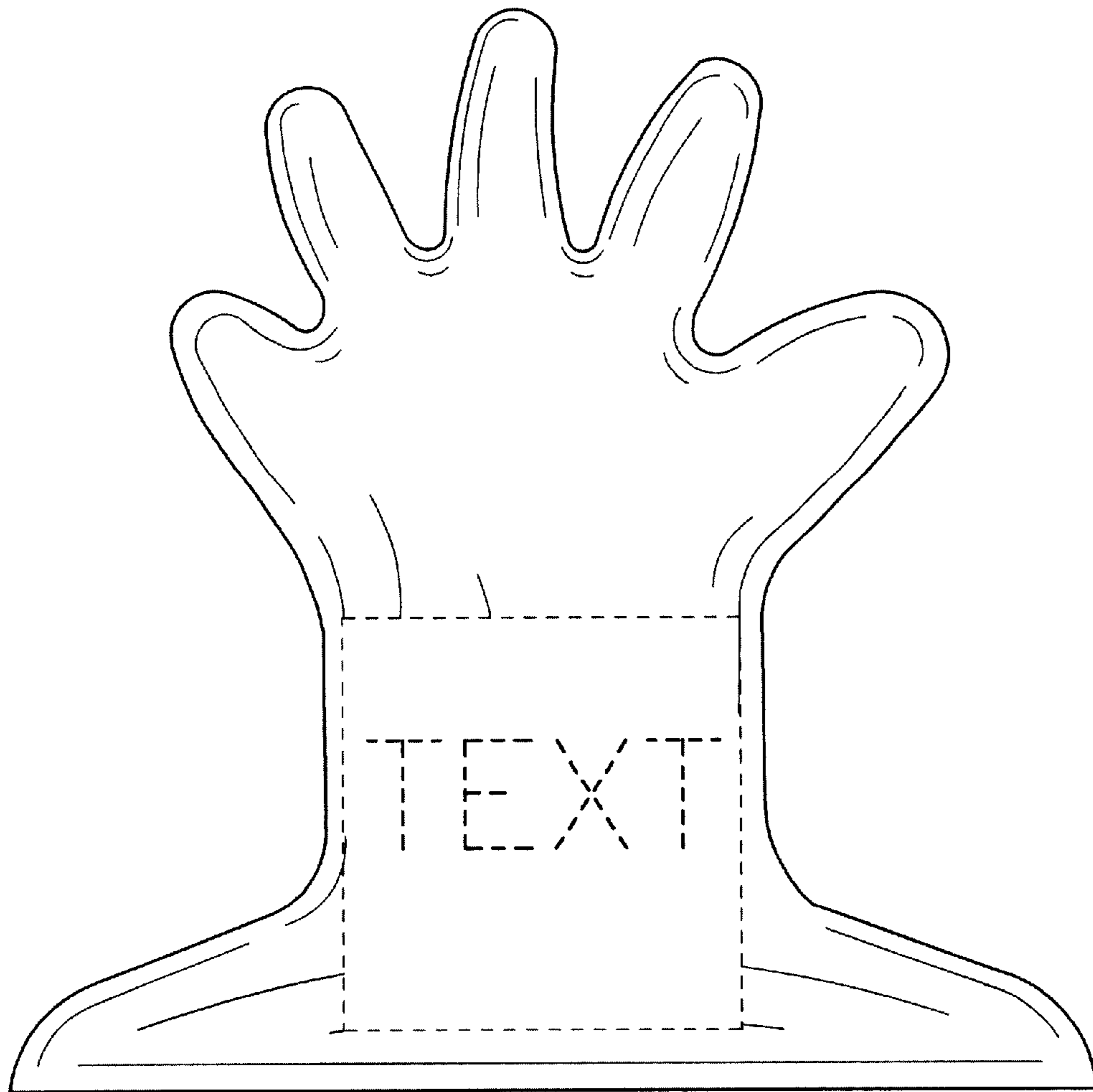


FIG. 2

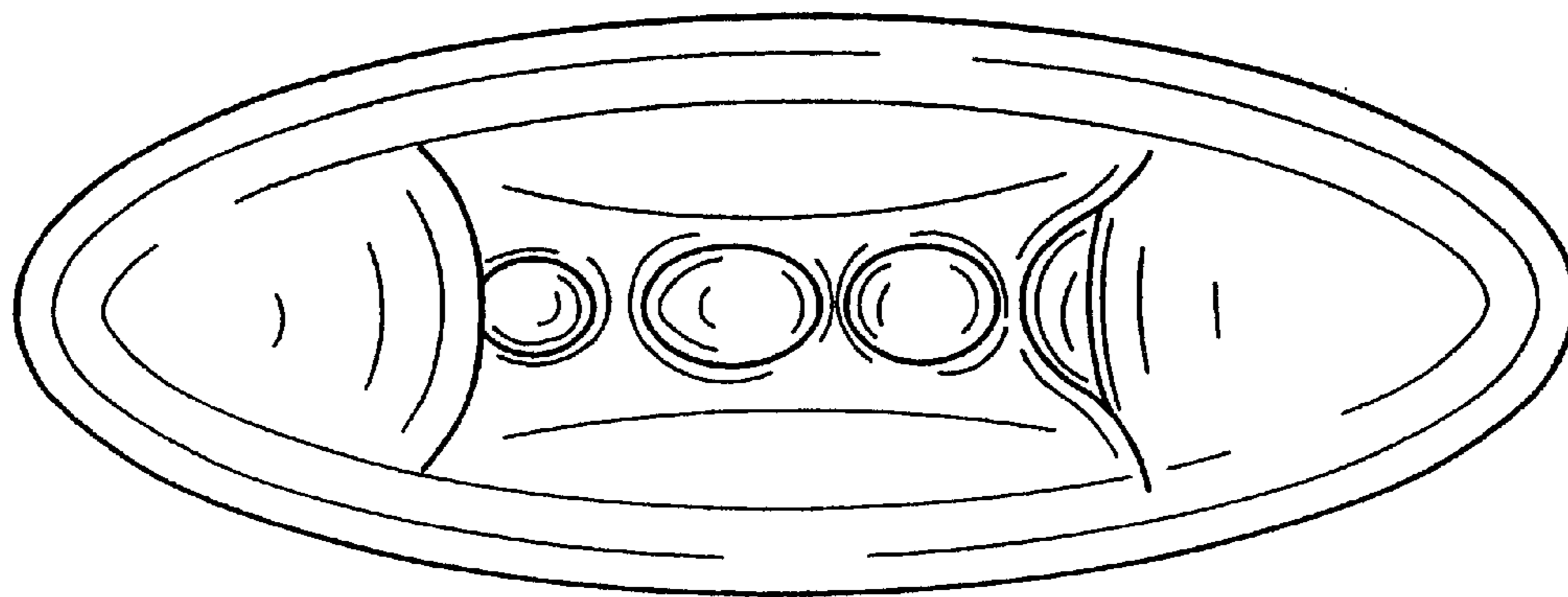


FIG. 3

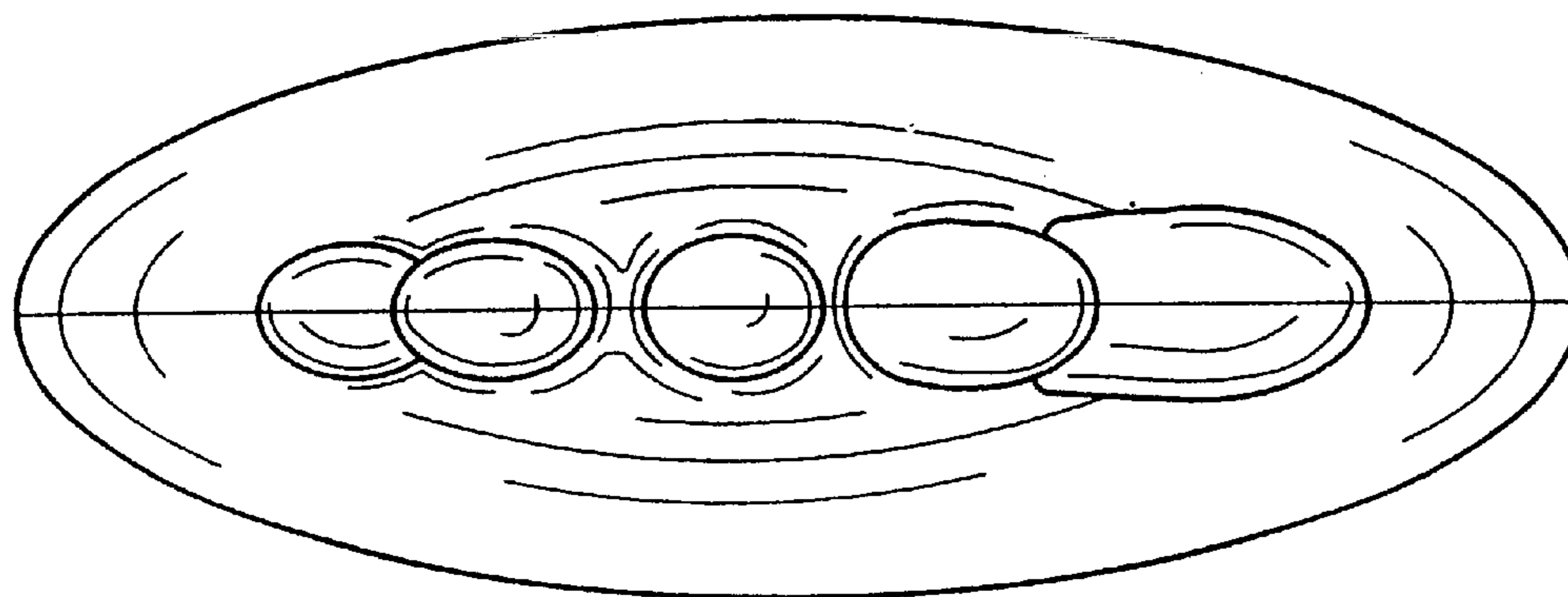


FIG. 4

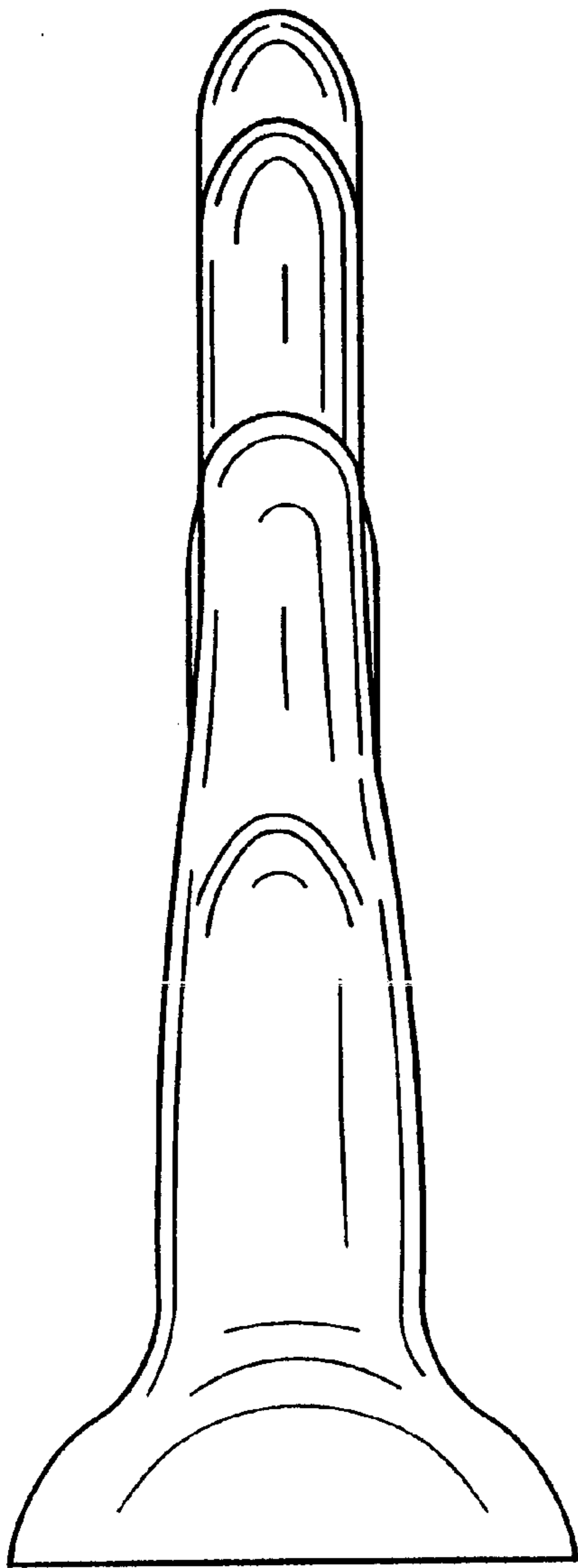


FIG. 5

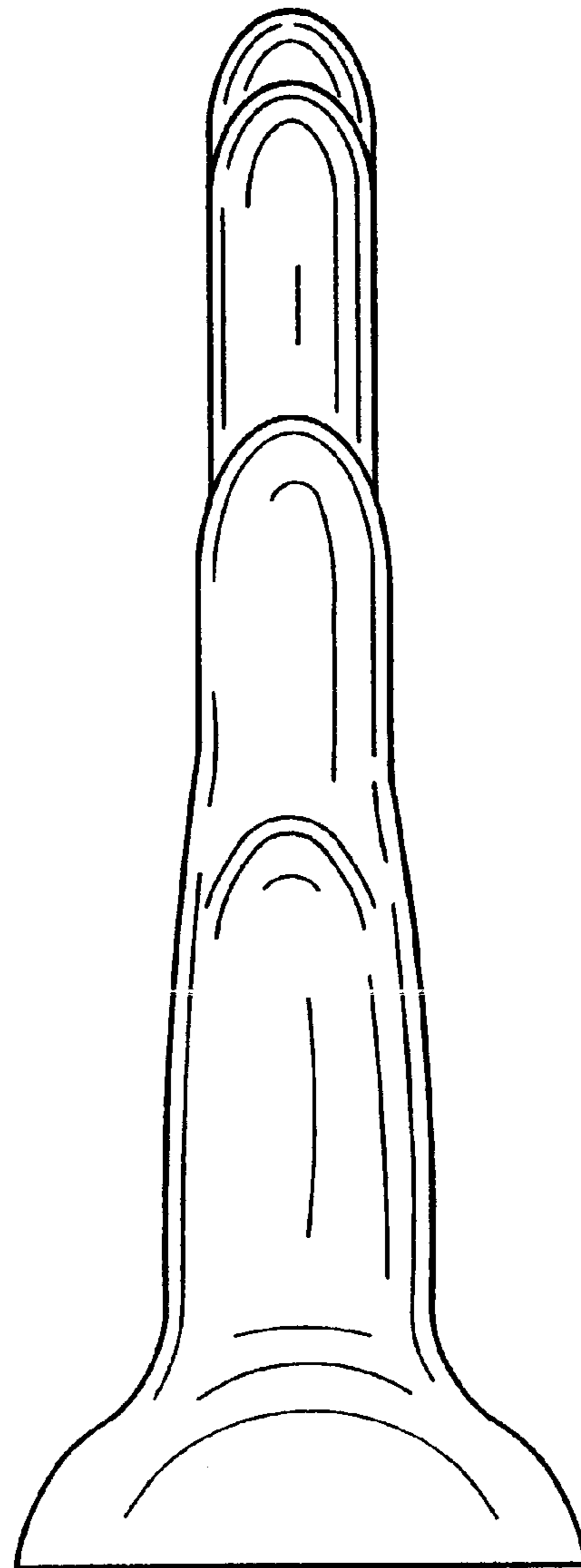


FIG. 6